

Csound and CsoundVST Reference Manual

By

Barry Vercoe

Contributors

Edited by

John ffitch

Jean Piche

Peter Nix

Richard Boulanger

Rasmus Ekman

David Boothe

Kevin Conder

Michael Gogins
gogins@pipeline.com

25th October 2004

Contents

Preface	xxv
Licenses	xxvii
Csound and CsoundVST	xxvii
Manual	xxvii
Virtual Synthesis Technology	xxviii
Acknowledgments	xxix
To Do...	xxxii
I Csound User's Guide	1
1 Introduction	3
1.1 Recent Developments	3
1.2 New Features in Csound 5	3
1.3 Features of CsoundVST	4
2 Csound Links	7
3 Installing	9
3.1 Downloading	9
3.2 How to Install Csound	9
3.3 Configuration	10
4 Using	11
4.1 Real-Time Audio	11
4.2 Csound	12
4.3 CsoundVST	12
5 Building	17
5.1 Platforms	17
II Csound Language Reference	19
6 The Csound Command	21
6.1 The Csound Command	21
6.2 Order of Precedence	21
6.3 Command-line Flags	21
6.4 Unified File Format for Orchestras and Scores	24
6.5 Score File Preprocessing	26
7 Syntax of the Orchestra	29
7.1 Syntax of the Orchestra	29
7.2 Directories and Files	29

7.3	Nomenclature	30
7.4	Orchestra Statement Types	30
7.5	Constants and Variables	31
7.6	Expressions	31
7.7	Orchestra Header Statements	32
7.8	Instrument Block Statements	32
7.9	Variable Initialization	32
8	Instrument Control	33
8.1	Instrument Control	33
8.2	Clock Control	33
8.3	Conditional Values	33
8.4	Duration Control Statements	33
8.5	Introduction to FLTK Widgets and GUI controllers	33
8.6	Instrument Invocation	36
8.7	Macros	36
8.8	Program Flow Control	36
8.9	Real-time Performance Control	36
8.10	Reinitialization	36
8.11	Sensing and Control	37
8.12	Sub-instrument Control	37
8.13	Time Reading	37
9	Function Table Control	39
9.1	Function Table Control	39
9.2	Table Queries	39
9.3	Read/Write Operations	39
9.4	Table Selection	39
10	Mathematical Operations	41
10.1	Mathematical Operations	41
10.2	Amplitude Converters	41
10.3	Arithmetic and Logic Operations	41
10.4	Mathematical Functions	41
10.5	Opcode Equivalents of Functions	41
10.6	Random Functions	41
10.7	Trigonometric Functions	41
11	MIDI Support	43
11.1	MIDI Support	43
11.2	Controller Input	43
11.3	Converters	43
11.4	Event Extenders	43
11.5	Generic Input and Output	43
11.6	Note-on/Note-off	43
11.7	MIDI Message Output	43
11.8	Real-time Messages	43
11.9	Slider Banks	44
12	Pitch Converters	45
12.1	Pitch Converters	45
12.2	Functions	45
12.3	Tuning Opcodes	45
13	Signal Generators	47
13.1	Signal Generators	47
13.2	Additive Synthesis/Resynthesis	47

13.3	Basic Oscillators	47
13.4	Dynamic Spectrum Oscillators	47
13.5	FM Synthesis	47
13.6	Granular Synthesis	47
13.7	Linear and Exponential Generators	47
13.8	Linear Predictive Coding (LPC) Resynthesis	47
13.9	Models and Emulations	48
13.10	Random (Noise) Generators	48
13.11	Phasors	48
13.12	Sample Playback	48
13.13	Scanned Synthesis	48
13.14	Short-time Fourier Transform (STFT) Resynthesis	49
13.15	Table Access	49
13.16	Wave Terrain Synthesis	49
13.17	Waveguide Physical Modeling	49
14	Signal Input and Output	51
14.1	Signal Input and Output	51
14.2	File Input and Output	51
14.3	Input	51
14.4	Output	51
14.5	Printing and Display	51
14.6	Sound File Queries	51
15	Signal Modifiers	53
15.1	Signal Modifiers	53
15.2	Amplitude Modifiers	53
15.3	Convolution and Morphing	53
15.4	Delay	53
15.5	Envelope Modifiers	53
15.6	Panning and Spatialization	53
15.7	Reverberation	53
15.8	Sample Level Operators	53
15.9	Signal Limiters	54
15.10	Special Effects	54
15.11	Specialized Filters	54
15.12	Standard Filters	54
15.13	Waveguides	54
16	Spectral Processing	55
16.1	Spectral Processing	55
16.2	Non-standard Spectral Processing	55
16.3	Tools for Real-time Spectral Processing	55
17	The Zak Patch System	57
17.1	Zak Patch System	57
18	The Standard Numeric Score	59
18.1	The Standard Numeric Score	59
18.2	Preprocessing of Standard Scores	59
18.3	Next-P and Previous-P Symbols	60
18.4	Ramping	61
18.5	Score Macros	61
18.6	Multiple File Score	63
18.7	Score Statements	64
18.8	Sine/Cosine Generators	64

18.9	Line/Exponential Segment Generators	64
18.10	File Access GEN Routines	64
18.11	Numeric Value Access GEN Routines	64
18.12	Window Function GEN Routines	64
18.13	Random Function GEN Routines	65
18.14	Waveshaping GEN Routines	65
18.15	Amplitude Scaling GEN Routines	65
18.16	Mixing GEN Routines	65
19	Orchestra Opcodes and Operators	67
19.1	abetarand	67
19.2	abexprnd	67
19.3	abs	67
19.4	acauchy	68
19.5	active	68
19.6	+	70
19.7	adsr	72
19.8	adsyn	74
19.9	adsynt	75
19.10	aexprand	78
19.11	aftouch	78
19.12	agauss	79
19.13	agogobel	79
19.14	alinrand	79
19.15	alpass	79
19.16	ampdb	81
19.17	ampdbfs	82
19.18	ampmidi	83
19.19	apcauchy	84
19.20	apoisson	84
19.21	apow	85
19.22	areson	85
19.23	aresonk	86
19.24	=	87
19.25	atone	88
19.26	atonek	90
19.27	atonex	90
19.28	atrirand	91
19.29	aunirand	91
19.30	aweibull	91
19.31	babo	92
19.32	balance	94
19.33	bamboo	96
19.34	bbcutm	97
19.35	bbcuts	100
19.36	betarand	102
19.37	bexprnd	103
19.38	biquad	104
19.39	biquada	106
19.40	birnd	107
19.41	bqrez	108
19.42	butbp	109
19.43	butbr	110
19.44	buthp	110
19.45	butlp	110
19.46	butterbp	111

19.47	butterbr	112
19.48	butterhp	113
19.49	butterlp	114
19.50	button	116
19.51	buzz	116
19.52	cabasa	118
19.53	cauchy	119
19.54	cent	120
19.55	cgoto	121
19.56	chanctrl	123
19.57	checkbox	123
19.58	cigoto	124
19.59	ckgoto	125
19.60	clear	127
19.61	clfilt	127
19.62	clip	129
19.63	clock	131
19.64	clockoff	131
19.65	clockon	132
19.66	cngoto	133
19.67	comb	134
19.68	control	136
19.69	convle	136
19.70	convolve	137
19.71	cos	139
19.72	cosh	140
19.73	cosinv	141
19.74	cps2pch	141
19.75	cpsmidi	144
19.76	cpsmidib	145
19.77	cpsoct	146
19.78	cpspch	147
19.79	cpstmid	149
19.80	cpstun	150
19.81	cpstuni	152
19.82	cpuprc	154
19.83	cross2	155
19.84	crunch	157
19.85	ctrl14	158
19.86	ctrl21	159
19.87	ctrl7	160
19.88	ctrlinit	161
19.89	cuserrnd	162
19.90	cvanal	163
19.91	dam	164
19.92	db	166
19.93	dbamp	167
19.94	dbfsamp	168
19.95	dcblock	169
19.96	dconv	170
19.97	#define	172
19.98	delay	174
19.99	delay1	175
19.100	delayr	176
19.101	delayw	176
19.102	deltap	178

Contents

19.103	deltap3	179
19.104	deltapi	181
19.105	deltapn	182
19.106	deltapx	184
19.107	deltapxw	185
19.108	diff	186
19.109	diskin	187
19.110	dispfft	189
19.111	display	190
19.112	distort1	192
19.113	/	193
19.114	divz	195
19.115	dnoise	196
19.116	\$NAME	198
19.117	downsamp	200
19.118	dripwater	201
19.119	dumpk	202
19.120	dumpk2	203
19.121	dumpk3	204
19.122	dumpk4	206
19.123	dusernd	207
19.124	else	208
19.125	elseif	208
19.126	endif	209
19.127	endin	210
19.128	endop	211
19.129	envlpx	212
19.130	envlpxr	214
19.131	==	215
19.132	event	217
19.133	exp	219
19.134	expon	220
19.135	expvand	221
19.136	expseg	222
19.137	expsega	223
19.138	expsegr	225
19.139	filelen	226
19.140	flenchnls	227
19.141	filepeak	229
19.142	filesr	230
19.143	filter2	231
19.144	fin	232
19.145	fini	233
19.146	fink	234
19.147	fiopen	234
19.148	flanger	235
19.149	flashtxt	236
19.150	FLbox	237
19.151	FLbutBank	241
19.152	FLbutton	243
19.153	FLcolor	247
19.154	FLcolor2	247
19.155	FLcount	248
19.156	FLgetsnap	251
19.157	FLgroup	251
19.158	FLgroupEnd	253

19.159	FLhide	253
19.160	FLjoy	254
19.161	FLkeyb	256
19.162	FLknob	257
19.163	FLlabel	260
19.164	FLloadsnap	261
19.165	FLpack	262
19.166	FLpackEnd	264
19.167	FLpanel	265
19.168	FLpanelEnd	267
19.169	FLprintk	268
19.170	FLprintk2	269
19.171	FLroller	269
19.172	FLrun	272
19.173	FLsavesnap	272
19.174	FLscroll	274
19.175	FLscrollEnd	276
19.176	FLsetAlign	276
19.177	FLsetBox	277
19.178	FLsetColor	279
19.179	FLsetColor2	280
19.180	FLsetFont	281
19.181	FLsetPosition	282
19.182	FLsetSize	283
19.183	FLsetsnap	283
19.184	FLsetText	284
19.185	FLsetTextColor	285
19.186	FLsetTextSize	286
19.187	FLsetTextType	286
19.188	FLsetVal	289
19.189	FLsetVal_i	289
19.190	FLshow	290
19.191	FLslidBnk	291
19.192	FLslider	293
19.193	FLtabs	296
19.194	FLtabsEnd	300
19.195	FLtext	300
19.196	FLupdate	302
19.197	FLvalue	303
19.198	fmb3	304
19.199	fmbell	306
19.200	fmmetal	308
19.201	fmpercfl	309
19.202	fmrhode	311
19.203	fmvoice	313
19.204	fmwurlie	314
19.205	fof	316
19.206	fof2	318
19.207	fog	319
19.208	fold	321
19.209	follow	322
19.210	follow2	323
19.211	foscil	324
19.212	foscili	326
19.213	fout	327
19.214	fouti	329

Contents

19.215	foutir	331
19.216	foutk	332
19.217	fprintks	333
19.218	fprints	334
19.219	frac	335
19.220	ftchnls	336
19.221	ftgen	337
19.222	ftlen	338
19.223	ftload	339
19.224	ftloadk	340
19.225	ftlptim	341
19.226	ftmorf	342
19.227	ftsave	343
19.228	ftsavek	345
19.229	ftsr	345
19.230	gain	346
19.231	gauss	347
19.232	gbuzz	348
19.233	gogobel	350
19.234	goto	352
19.235	grain	353
19.236	grain2	354
19.237	grain3	358
19.238	granule	362
19.239	>=	364
19.240	>	365
19.241	guiro	367
19.242	harmon	368
19.243	hetro	369
19.244	hilbert	371
19.245	hrtfer	374
19.246	hsboscil	376
19.247	ibetarand	378
19.248	ibexprnd	378
19.249	icauchy	378
19.250	ictrl14	378
19.251	ictrl21	378
19.252	ictrl7	379
19.253	iexprand	379
19.254	if	379
19.255	igauss	382
19.256	igoto	382
19.257	ihold	383
19.258	ilinrand	385
19.259	imidic14	385
19.260	imidic21	385
19.261	imidic7	385
19.262	in	385
19.263	in32	386
19.264	inch	386
19.265	#include	387
19.266	inh	388
19.267	init	389
19.268	initc14	390
19.269	initc21	390
19.270	initc7	391

19.271	ink	392
19.272	ino	392
19.273	inq	393
19.274	ins	393
19.275	instimek	394
19.276	instimes	394
19.277	instr	395
19.278	int	397
19.279	integ	398
19.280	interp	399
19.281	invalue	401
19.282	inx	402
19.283	inz	402
19.284	ioff	403
19.285	ion	403
19.286	iondur	403
19.287	iondur2	403
19.288	ioutat	404
19.289	ioutc	404
19.290	ioutc14	404
19.291	ioutpat	404
19.292	ioutpb	404
19.293	ioutpc	405
19.294	ipcauchy	405
19.295	ipoisson	405
19.296	ipow	405
19.297	is16b14	405
19.298	is32b14	405
19.299	islider16	406
19.300	islider32	406
19.301	islider64	406
19.302	islider8	406
19.303	itablecopy	406
19.304	itablegpw	407
19.305	itablemix	407
19.306	itablew	407
19.307	itrirand	407
19.308	iunirand	407
19.309	iweibull	407
19.310	jitter	408
19.311	jitter2	409
19.312	jspline	410
19.313	kbetarand	411
19.314	kbexprnd	411
19.315	kcauchy	412
19.316	kdump	412
19.317	kdump2	412
19.318	kdump3	412
19.319	kdump4	412
19.320	kexprand	413
19.321	kfilter2	413
19.322	kgauss	413
19.323	kgoto	413
19.324	klinrand	414
19.325	kon	415
19.326	koutat	415

Contents

19.327	koutc	415
19.328	koutc14	415
19.329	koutpat	415
19.330	koutpb	415
19.331	koutpc	416
19.332	kpcauchy	416
19.333	kpoisson	416
19.334	kpow	416
19.335	kr	416
19.336	kread	417
19.337	kread2	417
19.338	kread3	418
19.339	kread4	418
19.340	ksmps	418
19.341	htableseg	419
19.342	krirand	419
19.343	kunirand	419
19.344	kweibull	420
19.345	<=	420
19.346	<	421
19.347	lfo	422
19.348	limit	424
19.349	line	424
19.350	linen	426
19.351	linenr	426
19.352	lineto	427
19.353	linrand	428
19.354	linseg	429
19.355	linsegr	431
19.356	locsend	432
19.357	locsig	434
19.358	log	436
19.359	log10	437
19.360	logbtwo	438
19.361	loopseg	439
19.362	lorenz	440
19.363	loscil	442
19.364	loscil3	444
19.365	lowpass2	446
19.366	lowres	447
19.367	lowresx	448
19.368	lpanal	450
19.369	lpf18	451
19.370	lpfreson	452
19.371	lphasor	453
19.372	lpinterp	454
19.373	lposcil	455
19.374	lposcil3	456
19.375	lpread	456
19.376	lpreson	457
19.377	lpshold	458
19.378	lpslot	459
19.379	mac	460
19.380	maca	461
19.381	madsr	461
19.382	mandol	463

19.383	marimba	465
19.384	massign	466
19.385	maxalloc	467
19.386	mclock	468
19.387	mdelay	469
19.388	midic14	470
19.389	midic21	471
19.390	midic7	472
19.391	midichannelaftertouch	472
19.392	midichn	474
19.393	midicontrolchange	476
19.394	midictrl	477
19.395	mididefault	478
19.396	midiin	479
19.397	midinoteoff	480
19.398	midinoteoncps	481
19.399	midinoteonkey	483
19.400	midinoteonoct	484
19.401	midinoteonpch	486
19.402	midion	488
19.403	midion2	488
19.404	midionout	489
19.405	midipitchbend	490
19.406	midipolyaftertouch	492
19.407	midiprogramchange	493
19.408	mirror	494
19.409	%	495
19.410	moog	496
19.411	moogvcf	498
19.412	moscil	499
19.413	mpulse	500
19.414	mrtmsg	501
19.415	*	502
19.416	multitap	503
19.417	mute	504
19.418	mxadsr	505
19.419	nchnls	506
19.420	nestedap	507
19.421	nlfilt	509
19.422	noise	510
19.423	noteoff	512
19.424	noteon	512
19.425	noteondur	513
19.426	noteondur2	514
19.427	!=	515
19.428	notnum	516
19.429	nreverb	517
19.430	nrpn	519
19.431	nsamp	520
19.432	nstrnum	521
19.433	ntrpol	521
19.434	octave	522
19.435	octcps	523
19.436	octmidi	525
19.437	octmidib	526
19.438	octpch	527

Contents

19.439	a	528
19.440	&&	529
19.441	opcode	530
19.442	i	534
19.443		534
19.444	oscbnk	535
19.445	oscil	540
19.446	oscil1	541
19.447	oscilli	542
19.448	oscil3	542
19.449	oscili	544
19.450	oscilikt	545
19.451	osciliktp	546
19.452	oscilikts	548
19.453	osciln	549
19.454	oscils	550
19.455	oscilx	551
19.456	out	551
19.457	out32	552
19.458	outc	552
19.459	outch	553
19.460	outh	554
19.461	outiat	554
19.462	outic	555
19.463	outic14	556
19.464	outipat	557
19.465	outipb	558
19.466	outipc	559
19.467	outk	560
19.468	outkat	560
19.469	outkc	561
19.470	outkc14	562
19.471	outkpat	563
19.472	outkpb	563
19.473	outkpc	564
19.474	outo	565
19.475	outq	566
19.476	outq1	566
19.477	outq2	567
19.478	outq3	568
19.479	outq4	568
19.480	outs	569
19.481	outs1	570
19.482	outs2	570
19.483	outvalue	571
19.484	outx	571
19.485	outz	572
19.486	p	572
19.487	pan	573
19.488	pareq	575
19.489	pcauchy	576
19.490	pchbend	578
19.491	pchmidi	579
19.492	pchmidib	580
19.493	pchoct	581
19.494	peak	582

19.495	peakk	583
19.496	pgmassign	584
19.497	phaser1	586
19.498	phaser2	588
19.499	phasor	591
19.500	phasorbnk	592
19.501	pinkish	593
19.502	pitch	595
19.503	pitchamdf	597
19.504	planet	599
19.505	pluck	600
19.506	poisson	602
19.507	polyaft	603
19.508	port	605
19.509	portk	605
19.510	poscil	606
19.511	poscil3	607
19.512	pow	609
19.513	powoftwo	610
19.514	prealloc	611
19.515	print	612
19.516	printk	613
19.517	printk2	615
19.518	printks	616
19.519	prints	618
19.520	product	619
19.521	pset	620
19.522	pvadd	620
19.523	pvanal	622
19.524	pvbufread	624
19.525	pvcross	625
19.526	pvinterp	627
19.527	pvlook	628
19.528	pvoc	632
19.529	pvread	633
19.530	pvsadsyn	635
19.531	pvsanal	636
19.532	pvscross	637
19.533	pvsfread	638
19.534	pvsftr	639
19.535	pvsftw	640
19.536	pvsinfo	642
19.537	pvsmaska	642
19.538	pvsynth	643
19.539	^	644
19.540	rand	646
19.541	randh	647
19.542	randi	648
19.543	random	650
19.544	randomh	651
19.545	randomi	653
19.546	readclock	654
19.547	readk	655
19.548	readk2	656
19.549	readk3	657
19.550	readk4	659

Contents

19.551	reinit	660
19.552	release	661
19.553	repluck	662
19.554	reson	663
19.555	resonk	665
19.556	resonr	665
19.557	resonx	668
19.558	resony	669
19.559	resonz	670
19.560	reverb	672
19.561	reverb2	674
19.562	rezzy	674
19.563	rigoto	675
19.564	rireturn	675
19.565	rms	676
19.566	rnd	677
19.567	rnd31	678
19.568	rspline	682
19.569	rtclock	682
19.570	s16b14	683
19.571	s32b14	685
19.572	samphold	686
19.573	sandpaper	687
19.574	scanhammer	688
19.575	scans	688
19.576	scantable	690
19.577	scanu	691
19.578	schedkwhen	693
19.579	schedkwhennamed	694
19.580	schedule	695
19.581	schedwhen	697
19.582	sdif2ad	699
19.583	seed	700
19.584	sekere	700
19.585	semitone	701
19.586	sense	703
19.587	sensekey	703
19.588	seqtime	704
19.589	setctrl	705
19.590	setksmps	707
19.591	sfilist	708
19.592	sfinstr	709
19.593	sfinstr3	710
19.594	sfinstr3m	711
19.595	sfinstrm	712
19.596	sfload	714
19.597	sfpassign	715
19.598	sfplay	715
19.599	sfplay3	717
19.600	sfplay3m	718
19.601	sfplaym	719
19.602	sfplist	721
19.603	sfpreset	721
19.604	shaker	722
19.605	sin	724
19.606	sinh	724

19.607	sininv	725
19.608	sleighbells	726
19.609	slider16	728
19.610	slider16f	729
19.611	slider32	730
19.612	slider32f	731
19.613	slider64	732
19.614	slider64f	734
19.615	slider8	735
19.616	slider8f	736
19.617	sndinfo	737
19.618	sndwarp	738
19.619	sndwarpst	741
19.620	soundin	743
19.621	soundout	745
19.622	space	746
19.623	spat3d	749
19.624	spat3di	755
19.625	spat3dt	757
19.626	spdist	760
19.627	specaddm	763
19.628	specdiff	764
19.629	specdisp	765
19.630	specfilt	765
19.631	spechist	766
19.632	specptrk	767
19.633	specscal	768
19.634	specsum	769
19.635	spectrum	770
19.636	spsend	771
19.637	sqrt	773
19.638	sr	774
19.639	srconv	775
19.640	stix	777
19.641	streson	778
19.642	strset	779
19.643	subinstr	780
19.644	subinstrnit	782
19.645	-	783
19.646	sum	784
19.647	svfilter	785
19.648	table	787
19.649	table3	788
19.650	tablecopy	789
19.651	tablegpw	790
19.652	tablei	790
19.653	tableicopy	791
19.654	tableigpw	792
19.655	tableikt	793
19.656	tableimix	794
19.657	tableiw	795
19.658	tablekt	797
19.659	tablemix	798
19.660	tableng	799
19.661	tablera	800
19.662	tableseg	802

Contents

19.663	tablew	803
19.664	tablewa	805
19.665	tablewkt	807
19.666	tablexkt	809
19.667	tablexseg	810
19.668	tambourine	811
19.669	tan	812
19.670	tanh	813
19.671	taninv	814
19.672	taninv2	815
19.673	tbvcf	816
19.674	tempest	818
19.675	tempo	819
19.676	tempoval	821
19.677	tigoto	822
19.678	timeinstk	822
19.679	timeinsts	824
19.680	timek	825
19.681	times	826
19.682	timeout	827
19.683	tival	828
19.684	tlineto	828
19.685	tone	829
19.686	tonek	830
19.687	tonex	831
19.688	transeg	831
19.689	trigger	832
19.690	trigseq	833
19.691	trirand	835
19.692	turnoff	836
19.693	turnon	837
19.694	#undef	837
19.695	unirand	838
19.696	upsamp	839
19.697	urd	840
19.698	valpass	841
19.699	vbap16	842
19.700	vbap16move	843
19.701	vbap4	844
19.702	vbap4move	846
19.703	vbap8	847
19.704	vbap8move	849
19.705	vbaplsinit	850
19.706	vbapz	852
19.707	vbapzmove	853
19.708	vco	855
19.709	vco2	857
19.710	vco2ft	859
19.711	vco2ift	860
19.712	vco2init	861
19.713	vcomb	863
19.714	vdelay	864
19.715	vdelay3	865
19.716	vdelayx	866
19.717	vdelayxq	866
19.718	vdelayxs	867

19.719	vdelayxw	868
19.720	vdelayxwq	869
19.721	vdelayxws	870
19.722	veloc	870
19.723	vibes	871
19.724	vibr	873
19.725	vibrato	874
19.726	vincr	876
19.727	vlowres	877
19.728	voice	878
19.729	vpvoc	880
19.730	waveset	881
19.731	weibull	882
19.732	wgbow	883
19.733	wgbowedbar	885
19.734	wgbrass	886
19.735	wgclar	887
19.736	wgflute	889
19.737	wgpluck	890
19.738	wgpluck2	892
19.739	wguide1	893
19.740	wguide2	895
19.741	wrap	896
19.742	wterrain	897
19.743	xadsr	898
19.744	xin	899
19.745	xout	900
19.746	xscanmap	901
19.747	xscans	902
19.748	xscansmap	903
19.749	xscanu	904
19.750	xtratim	906
19.751	xyin	907
19.752	zacl	908
19.753	zakinit	910
19.754	zamod	911
19.755	zar	912
19.756	zarg	914
19.757	zaw	915
19.758	zawm	916
19.759	0dbfs	918
19.760	zfilter2	919
19.761	zir	921
19.762	ziw	922
19.763	ziwm	923
19.764	zkcl	924
19.765	zkmod	926
19.766	zkr	927
19.767	zkw	929
19.768	zkwm	930
20	Score Statements	933
20.1	a Statement (or Advance Statement)	933
20.2	b Statement	933
20.3	e Statement	934
20.4	f Statement (or Function Table Statement)	935

Contents

20.5	i Statement (Instrument or Note Statement)	936
20.6	m Statement (Mark Statement)	939
20.7	n Statement	939
20.8	q Statement	940
20.9	r Statement (Repeat Statement)	940
20.10	s Statement	942
20.11	t Statement (Tempo Statement)	942
20.12	v Statement	943
20.13	x Statement	944
21	GEN Routines	945
21.1	GEN01	945
21.2	GEN02	947
21.3	GEN03	948
21.4	GEN04	949
21.5	GEN05	950
21.6	GEN06	951
21.7	GEN07	952
21.8	GEN08	954
21.9	GEN09	955
21.10	GEN10	957
21.11	GEN11	958
21.12	GEN12	959
21.13	GEN13	960
21.14	GEN14	962
21.15	GEN15	963
21.16	GEN16	964
21.17	GEN17	965
21.18	GEN18	966
21.19	GEN19	966
21.20	GEN20	968
21.21	GEN21	969
21.22	GEN22	970
21.23	GEN23	970
21.24	GEN24	971
21.25	GEN25	972
21.26	GEN27	972
21.27	GEN28	973
21.28	GEN30	974
21.29	GEN31	975
21.30	GEN32	976
21.31	GEN33	977
21.32	GEN34	979
21.33	GEN40	980
21.34	GEN41	981
21.35	GEN42	981
22	Miscellaneous Information	983
22.1	Sound Intensity Values	983
22.2	Csound64	983
22.3	Formant Values	983
22.4	Pitch Conversion	985
22.5	Quick Reference	985
22.6	SoundFont2 File Format	1008
22.7	Window Functions	1008

23 Utility Programs	1013
23.1 The Utility Programs	1013
23.2 Directories.	1013
23.3 Credits	1013
23.4 Soundfile Formats.	1013
24 Cscore	1015
24.1 Cscore	1015
24.2 Events, Lists, and Operations	1015
24.3 Writing a Main Program	1016
24.4 More Advanced Examples	1020
24.5 Compiling a Cscore Program	1021
25 Extending Csound	1023
25.1 Adding your own Cmodules to Csound	1023
25.2 Function tables	1024
25.3 File Sharing	1025
25.4 String arguments	1025
25.5 Registering Plugins	1026
25.6 About OENTRY	1026
III Csound API Reference	1029
26 The Csound Application Programming Interfaces	1031
27 Csound and CsoundVST Directory Hierarchy	1033
27.1 Csound and CsoundVST Directories	1033
28 Csound and CsoundVST Namespace Index	1035
28.1 Csound and CsoundVST Namespace List	1035
29 Csound and CsoundVST Hierarchical Index	1037
29.1 Csound and CsoundVST Class Hierarchy	1037
30 Csound and CsoundVST Class Index	1039
30.1 Csound and CsoundVST Class List	1039
31 Csound and CsoundVST File Index	1041
31.1 Csound and CsoundVST File List	1041
32 Csound and CsoundVST Directory Documentation	1043
32.1 frontends/CsoundVST/ Directory Reference	1043
32.2 Opcodes/fluid/ Directory Reference	1044
32.3 Opcodes/fluidOpcodes/ Directory Reference	1045
32.4 frontends/ Directory Reference	1046
32.5 H/ Directory Reference	1047
32.6 Opcodes/ Directory Reference	1048
33 Csound and CsoundVST Namespace Documentation	1049
33.1 boost::numeric Namespace Reference	1049
33.2 csound Namespace Reference	1050
34 Csound and CsoundVST Class Documentation	1053
34.1 AIFFDAT Struct Reference	1053
34.2 arglst Struct Reference	1055
34.3 argoffs Struct Reference	1056
34.4 auxch Struct Reference	1057

34.5	csound::Cell Class Reference	1058
34.6	csound::Chunk Class Reference	1062
34.7	csound::Composition Class Reference	1065
34.8	csound::Conversions Class Reference	1069
34.9	CppSound Class Reference	1075
34.10	CsoundFile Class Reference	1089
34.11	CsoundVST Class Reference	1095
34.12	CsoundVstFltk Class Reference	1105
34.13	dklst Struct Reference	1112
34.14	DOWDAT Struct Reference	1113
34.15	DPARM Struct Reference	1115
34.16	DPEXCL Struct Reference	1116
34.17	ENVIRON_ Struct Reference	1117
34.18	csound::Event Class Reference	1142
34.19	event Struct Reference	1148
34.20	eventnode Struct Reference	1149
34.21	csound::Exception Class Reference	1150
34.22	fdch Struct Reference	1151
34.23	FLUID_CC Struct Reference	1152
34.24	FLUID_NOTE Struct Reference	1153
34.25	FLUID_PROGRAM_SELECT Struct Reference	1154
34.26	FLUIDENGINE Struct Reference	1155
34.27	FLUIDLOAD Struct Reference	1156
34.28	FLUIDOUT Struct Reference	1157
34.29	FUNC Struct Reference	1158
34.30	GEN01ARGS Struct Reference	1161
34.31	csound::Hocket Class Reference	1162
34.32	csound::ImageToScore Class Reference	1166
34.33	insds Struct Reference	1171
34.34	instr Struct Reference	1175
34.35	lblblk Struct Reference	1178
34.36	csound::Lindenmayer Class Reference	1179
34.37	csound::Logger Class Reference	1186
34.38	mchnblk Struct Reference	1187
34.39	csound::MCRM Class Reference	1190
34.40	MEMFIL Struct Reference	1195
34.41	csound::MidiEvent Class Reference	1196
34.42	csound::MidiFile Class Reference	1199
34.43	csound::MidiHeader Class Reference	1205
34.44	csound::MidiTrack Class Reference	1208
34.45	monblk Struct Reference	1211
34.46	csound::MusicModel Class Reference	1212
34.47	csound::Node Class Reference	1218
34.48	OCTDAT Struct Reference	1221
34.49	oentry Struct Reference	1222
34.50	op Struct Reference	1224
34.51	OPARMS Struct Reference	1225
34.52	OpcodeBase< T > Class Template Reference	1231
34.53	opcodinfo Struct Reference	1233
34.54	opds Struct Reference	1235
34.55	polish Struct Reference	1236
34.56	Preset Class Reference	1237
34.57	csound::Random Class Reference	1238
34.58	csound::Rescale Class Reference	1244
34.59	resetter Struct Reference	1248
34.60	csound::Score Class Reference	1249

34.61	csound::ScoreNode Class Reference	1253
34.62	csound::Shell Class Reference	1257
34.63	Soundfonts Class Reference	1261
34.64	SPECDAT Struct Reference	1267
34.65	csound::StrangeAttractor Class Reference	1268
34.66	csound::System Class Reference	1286
34.67	TEMPO Struct Reference	1291
34.68	csound::TempoMap Class Reference	1292
34.69	text Struct Reference	1293
34.70	csound::ThreadLock Class Reference	1295
34.71	VstProgram Struct Reference	1297
34.72	WaitCursor Class Reference	1299

35 Csound and CsoundVST File Documentation **1301**

35.1	frontends/CsoundVST/Cell.hpp File Reference	1301
35.2	frontends/CsoundVST/Composition.hpp File Reference	1302
35.3	frontends/CsoundVST/Conversions.hpp File Reference	1303
35.4	frontends/CsoundVST/CppSound.hpp File Reference	1304
35.5	frontends/CsoundVST/CsoundFile.hpp File Reference	1305
35.6	frontends/CsoundVST/CsoundVST.hpp File Reference	1307
35.7	frontends/CsoundVST/CsoundVstFltk.hpp File Reference	1308
35.8	frontends/CsoundVST/Event.hpp File Reference	1309
35.9	frontends/CsoundVST/Exception.hpp File Reference	1310
35.10	frontends/CsoundVST/Hocket.hpp File Reference	1311
35.11	frontends/CsoundVST/ImageToScore.hpp File Reference	1312
35.12	frontends/CsoundVST/Lindenmayer.hpp File Reference	1313
35.13	frontends/CsoundVST/MCRM.hpp File Reference	1314
35.14	frontends/CsoundVST/Midifile.hpp File Reference	1315
35.15	frontends/CsoundVST/MusicModel.hpp File Reference	1316
35.16	frontends/CsoundVST/Node.hpp File Reference	1317
35.17	frontends/CsoundVST/Random.hpp File Reference	1318
35.18	frontends/CsoundVST/Rescale.hpp File Reference	1319
35.19	frontends/CsoundVST/Score.hpp File Reference	1320
35.20	frontends/CsoundVST/ScoreNode.hpp File Reference	1321
35.21	frontends/CsoundVST/Shell.hpp File Reference	1322
35.22	frontends/CsoundVST/Silence.hpp File Reference	1323
35.23	frontends/CsoundVST/StrangeAttractor.hpp File Reference	1324
35.24	frontends/CsoundVST/System.hpp File Reference	1325
35.25	H/cs.h File Reference	1326
35.26	H/csdl.h File Reference	1339
35.27	H/csound.h File Reference	1366
35.28	H/csoundCore.h File Reference	1379
35.29	H/OpcodeBase.hpp File Reference	1391
35.30	OpCodes/fluid/Soundfonts.hpp File Reference	1392
35.31	OpCodes/fluidOpCodes/fluidOpCodes.hpp File Reference	1393

[2]

List of Figures

List of Figures

Preface

By Barry Vercoe

Realizing music by digital computer involves synthesizing audio signals with discrete points or samples representative of continuous waveforms. There are many ways to do this, each affording a different manner of control. Direct synthesis generates waveforms by sampling a stored function representing a single cycle; additive synthesis generates the many partials of a complex tone, each with its own loudness envelope; subtractive synthesis begins with a complex tone and filters it. Non-linear synthesis uses frequency modulation and waveshaping to give simple signals complex characteristics, while sampling and storage of a natural sound allows it to be used at will.

Since comprehensive moment-by-moment specification of sound can be tedious, control is gained in two ways: 1) from the instruments in an orchestra, and 2) from the events within a score. An orchestra is really a computer program that can produce sound, while a score is a body of data which that program can react to. Whether a rise-time characteristic is a fixed constant in an instrument, or a variable of each note in the score, depends on how the user wants to control it.

The instruments in a Csound orchestra (see) are defined in a simple syntax that invokes complex audio processing routines. A score (see) passed to this orchestra contains numerically coded pitch and control information, in standard numeric score format. Although many users are content with this format, higher level score processing languages are often convenient.

The programs making up the Csound system have a long history of development, beginning with the Music 4 program written at Bell Telephone Laboratories in the early 1960s by Max Mathews. That initiated the stored table concept and much of the terminology that has since enabled computer music researchers to communicate. Valuable additions were made at Princeton by the late Godfrey Winham in Music 4B; my own Music 360 (1968) was very indebted to his work. With Music 11 (1973) I took a different tack: the two distinct networks of control and audio signal processing stemmed from my intensive involvement in the preceding years in hardware synthesizer concepts and design. This division has been retained in Csound. Because it is written entirely in C, Csound is easily installed on any machine running Unix or C. At MIT it runs on VAX/DEC stations under Ultrix 4.2, on SUNs under OS 4.1, SGIs under 5.0, on IBM PCs under DOS 6.2 and Windows 3.1, and on the Apple Macintosh under ThinkC 5.0. With this single language for defining the audio signal processing, and portable audio formats like AIFF and WAV, users can move easily from machine to machine.

The 1991 version added phase vocoder, FOF, and spectral data types. 1992 saw MIDI converter and control units, enabling Csound to be run from MIDI score-files and external keyboards. In 1994 the sound analysis programs (lpc, pvoc) were integrated into the main load module, enabling all Csound processing to be run from a single executable, and Cscore could pass scores directly to the orchestra for iterative performance. The 1995 release introduced an expanded MIDI set with MIDI-based linseg, butterworth filters, granular synthesis, and an improved spectral-based pitch tracker. Of special importance was the addition of run-time event generating tools (Cscore and MIDI) allowing run-time sensing and response setups that enable interactive composition and experiment. It appeared that real-time software synthesis was now showing some real promise.

Preface

Licenses

Csound and CsoundVST

Csound is ©1991-2003 by Barry Vercoe and John ffitc.

CsoundVST is ©2001-2004 by Michael Gogins.

Csound and CsoundVST are free software; you can redistribute them and/or modify them under the terms of the GNU Lesser General Public License as published by the Free Software Foundation; either version 2.1 of the License, or (at your option) any later version.

Csound and CsoundVST are distributed in the hope that they will be useful, but WITHOUT ANY WARRANTY; without even the implied warranty of MERCHANTABILITY or FITNESS FOR A PARTICULAR PURPOSE. See the GNU Lesser General Public License for more details.

You should have received a copy of the GNU Lesser General Public License along with Csound and CsoundVST; if not, write to the Free Software Foundation, Inc., 59 Temple Place, Suite 330, Boston, MA 02111-1307 USA.

Manual

Permission is granted to copy, distribute and/or modify this document under the terms of the GNU Free Documentation License, Version 1.2 or any later version published by the Free Software Foundation; with no Invariant Sections, no Front-Cover Texts, and no Back-Cover Texts. A copy of this license is available in the `doc/manual/copyint.txt` file.

This Csound language documentation in this manual is derived from Kevin Conder's *Alternative Csound Reference Manual*, which in turn is derived from the *Public Csound Reference Manual*.

Copyright (c) 2003 by Kevin Conder for modifications made to the *Public Csound Reference Manual*.

Copyright (c) 2004 by Michael Gogins for modifications made to the *Alternative Csound Reference Manual*.

This legal notice is from the *Public Csound Reference Manual*:

The original Hypertext Edition of the MIT Csound Manual was prepared for the World Wide Web by Peter J. Nix of the Department of Music at the University of Leeds and Jean Piché of the Faculté de musique de l'Université de Montréal. A Print Edition, in Adobe Acrobat format, was then maintained by David M. Boothe. The editors fully acknowledge the rights of the authors of the original documentation and programs, as set out above, and further request that this notice appear wherever this material is held.

The Public Csound Reference Manual's last known network location was <http://www.lakewoodsound.com/csound/hypertext/manual.htm>.

The Alternative Csound Reference Manual's network location, for both the Transparent and Opaque copies, is <http://kevindumpscore.com/download.html#csound-manual>.

Virtual Synthesis Technology

Virtual Synthesis Technology (VST) PlugIn interface technology by Steinberg Soft- und Hardware GmbH.

CsoundVST source code contains modified versions of source code files from the VST SDK distributed by Steinberg. *These files are to be used only for building CsoundVST.* You are *not* licensed to use these files for any other purpose. If you make a derived product based on CsoundVST or the modified VST source files herein, you *must* apply to Steinberg for your own license to use the VST SDK.

Acknowledgments

Csound contains contributions from musicians, scientists, and programmers from around the world. They include (but are not limited to):

- Allan Lee
- Andres Cabrera
- Barry Vercoe
- Bill Gardner
- Bill Verplank
- Dan Ellis
- David Macintyre
- Eli Breder
- Gabriel Maldonado
- Greg Sullivan
- Hans Mikelson
- Istvan Varga
- Jean Piche
- John ffitch
- John Ramsdell
- Marc Resibois
- Mark Dolson
- Matt Ingalls
- Max Mathews
- Michael Casey
- Michael Clark
- Michael Gogins
- Mike Berry
- Paris Smaragdis
- Perry Cook
- Peter Neubacker
- Peter Nix

Acknowledgments

- Rasmus Ekman
- Richard Dobson
- Richard Karpen
- Rob Shaw
- Robin Whittle
- Sean Costello
- Steven Yi
- Tom Erbe
- Victor Lazzarini
- Ville Pulkki

To Do...

This is a “to do” list, not necessarily complete, and in no particular order of priority or time, for Csound and CsoundVST:

1. See also the `To-fix-and-do` file in the `csound5` directory.
2. Create better examples, especially to demonstrate the use of Python and of VST plugins. One example should be a live performance instrument with a Python GUI that controls instrument parameters or algorithmic composition parameters in real time.
3. Complete the work of making Csound multi-instantiable.

To Do...

Part I.

Csound User's Guide

1. Introduction

By Michael Gogins

Csound is a unit generator-based, user-programmable computer music system. It was originally written by Barry Vercoe at the Massachusetts Institute of Technology in 1984 as the first C language version of this type of software. Since then Csound has received numerous contributions from researchers, programmers, and musicians around the world.

Around 1991, John fitch ported Csound to Microsoft DOS. Csound currently runs on many varieties of UNIX and Linux, Microsoft DOS and Windows, all versions of the Macintosh operating system including Mac OS X, and others.

There are newer computer music systems that have graphical patch editors (e.g. Max/MSP, PD, jMax, or Open Sound World), or that use more advanced techniques of software engineering (e.g. Nyquist or SuperCollider). But Csound still has the largest and most varied set of unit generators, is the best documented, runs on the most platforms, and is the easiest to extend. It is possible to compile Csound using double-precision arithmetic throughout for superior sound quality. In short, Csound must be considered one of the most powerful musical instruments ever created.

To make music with Csound:

1. Write an orchestra (.orc file) that creates instruments and signal processors by connecting unit generators (also called opcodes, in Csound-speak) using Csound's simple programming language.
2. Write a score (.sco file) that specifies a list of notes and other events to be rendered by the orchestra.
3. Run Csound to compile the orchestra and score, run the sorted and preprocessed score through the orchestra, and write digital audio out to a soundfile or sound card.

CsoundVST is an extended version of Csound that adds a graphical user interface, C++ and Python APIs, Python scripting, a library of Python extension modules for algorithmic composition, a VST plugin interface, and a *Mathematica* interface.

In addition to this “canonical” version of Csound and CsoundVST, there are other versions of Csound and other front ends for Csound, many of which can be found at <http://csounds.com>.

1.1. Recent Developments

In the time since Barry Vercoe wrote the original preface to this manual, printed above, many further contributions have been made to Csound. The current stable version of Csound is 4.23. Csound 5 is the next version, currently in late alpha or early beta status. CsoundVST is an extended version of both Csound 4 and Csound 5.

1.2. New Features in Csound 5

Csound 5 begins a major new version of Csound that includes:

1. Introduction

- Now licensed under the GNU Lesser General Public License, an open source license.
- A new, easier to manage build system using `scons`.
- The use of widely-accepted open source libraries:
 - `libsndfile` for soundfile input and output.
 - `PortAudio` with `ASIO` drivers for low-latency, real-time audio input and output.
 - `FLTK` for graphical widgets that can be programmed in orchestra code.
 - *Will* use `PortMidi` for real-time MIDI input and output.
- Simplified audio buffering system.
- Status returns on all internal functions, including opcode functions.
- MIDI interop opcodes, that enable the same instrument definitions to be used interchangeably for either live MIDI performance or off-line, score-driven performance.
- Plugin opcodes are working and becoming more widely accepted. Many opcodes have been moved to plugins. Most new opcodes are plugins, including:
 - `SoundFont` opcodes.
 - Python opcodes allowing Python code to execute in the orchestra header or in instrument code, at `i-rate` or `k-rate`.
 - `Loris` opcodes for time/frequency analysis and resynthesis.
 - `Bus` opcodes.
 - `vst4cs` VST plugin adapter opcodes.
- The `OpcodeBase.hpp` header file for writing plugin opcodes in C++. This is based on the technique of static polymorphism via template inheritance.
- The `Csound` API is becoming more widely used.

John fitch plans to replace the handwritten parser with one written using a parser generator, which should make it more bug-free and perhaps more efficient.

John fitch and I have plans for creating multiple instances of `Csound` in the same process, though we are only about halfway there.

1.3. Features of `CsoundVST`

`CsoundVST` is both a shared library and a standalone program that starts with the `Csound` API and adds some further extended facilities. Its main purposes are (a) to make it easier to extend `Csound` (e.g. the `Loris` plugin opcodes), and (b) to streamline the actual use of `Csound` in composing, particularly for algorithmic composition, where it integrates more tightly with other languages and other software.

- Variant version of the `Csound` “C” API with score management facilities.
- Extended C++ version of the `Csound` API with score management facilities and function table access.
- C++ library for algorithmic composition, based on my concept of music graphs.
- Python wrappers for the `Csound` API and for music graphs.

- Built-in Python interpreter. This enables one to embed orchestras and scores into Python code, and to write Csound pieces in Python, including both composition and synthesis.
- Runs as a VST effect or VST plugin.
 - Loads and saves `.csd` and `.py` files in presets and banks.
 - Starts, stops, and restarts.
 - Allows one to write Csound pieces in music notation and hear the results immediately.
 - Synchronizes with other tracks in the same host, including looping.
- Runs as a standalone application.
- Runs as a Python extension module. This enables one to write Csound pieces in any Python interpreter.
- The Csound API is being extended to handle function tables and other internals of Csound.

1. Introduction

2. Csound Links

Csound is maintained by John fitch at <http://www.sourceforge.net/projects/csound>. Csound's "home page" is maintained by Richard Boulanger at <http://csounds.com>.

A Csound mailing list exists to discuss Csound. It is run by John fitch of Bath University, UK. To have your name put on the mailing list send an empty message to csound-subscribe@lists.bath.ac.uk. Posts sent to csound@lists.bath.ac.uk go to all subscribed members of the list.

Similarly, the CSOUND-DEV mailing list exists to discuss Csound development. For more information on this list, go to <http://eartha.mills.edu:8000/guest/listutil/CSOUND-DEV>. Posts sent to csound-dev@eartha.mills.edu go to all subscribed members of the list.

Suspected bugs in the code may be entered using the bug tracking system at <http://www.cs.bath.ac.uk/cgi-bin/csound>.

2. *Csound Links*

3. Installing

3.1. Downloading

Csound is hosted at <http://www.sourceforge.net/projects/csound>. Source and binary packages are available from the `files` link off that page.

3.2. How to Install Csound

Linux

Detailed instructions for installing and configuring Csound on a Linux system may be obtained from:

<http://www.csounds.com/secondprinting/cdroms/installing/linux/>

Macintosh

Detailed instructions for installing and configuring Csound on Macintosh systems may be obtained from:

<http://www.csounds.com/installing/howtomacintosh/index.html>

MS-DOS and Windows 95/NT

Detailed instructions for installing and configuring Csound on a MS-DOS or Windows 95/NT system may be obtained from:

<http://hem.passagen.se/rasmuse/PCinstal.htm>

Windows 95/98/2000

Detailed instructions for installing and configuring Csound on a Windows 95, Windows 98, or Windows 2000 system may be obtained from:

<http://www.csounds.com/installing/howtowindows/index.html>

Other Platforms

For information on availability of Csound for other platforms, see The Csound FrontPage:

<http://mitpress.mit.edu/e-books/csound/frontpage.html>

3.3. Configuration

Once you have either unpacked a binary distribution, or built Csound from sources, you will need to configure Csound so that it will run properly on your system.

3.3.1. Csound

On Windows, make sure the directory or directories (normally the `csound5` directory) containing the Csound executables directory and all the Csound plugin opcodes are also in your `PATH` variable, or else copy all the executable files to your Windows `system32` directory.

On Unix and Linux, either install the Csound program in one of the system bin directories, typically `/usr/local/bin`, and the Csound and plugin shared libraries in one of the system lib directories, typically `/usr/local/lib`; or make sure that the directory containing the Csound and plugin shared libraries is in your `LD_LIBRARY_PATH` environment variable. This variable may have a different name in different operating systems.

3.3.2. CsoundVST

CsoundVST requires some additional configuration. On all platforms, CsoundVST requires that you have Python installed on your computer. The directory containing the `_CsoundVST` shared library and the `CsoundVST.py` file must be in your `PYTHONPATH` environment variable, so that the Python runtime knows how to load these files.

4. Using

Assuming that you have installed and configured the software, Csound and CsoundVST can be operated in a variety of modes and configurations. The `.csd` and `.py` files in the `examples` demonstrate a few of these modes of operation. Some of these scores are simple, others are moderately complex.

You may need to edit the `--opcode-lib` option in the Csound command in some of the `.csd` and `.py` files to match your environment. Similarly, you may need to edit the SoundFont file paths in instrument definitions that use the `fluid` SoundFont 2 player opcode to match your environment.

4.1. Real-Time Audio

For real-time audio output, with or without MIDI control, you will probably want to tune the `kr` and `ksmps` orchestra statements, and the `-b` and `-B` command-line options, to give you the shortest possible latency that does not cause clicks or stutters in Csound's audio output.

4.1.1. Windows with ASIO

On Windows, Csound is configured with the ASIO build of the PortAudio library. At this time, it is necessary to set both the `-B` and the `-b` command-line options to have the same value as the `ksmps` variable set in the orchestra file. For example, `sr = 44100`, `kr = 100`, `ksmps = 441`, `-b441` and `-B441` give a CD-equivalent audio sampling rate of 44,100 frames per second, a control sampling rate of 100 control samples per second with 441 audio sample frames per control sample, an audio output software buffer size of 441 sample frames, and an audio output device hardware buffer size of 441 sample frames, which yields an audio output latency of 10 milliseconds — quite fast enough for reasonably expressive keyboard playing or other real-time instrumental performance. Even lower latencies are possible with smaller values of `-B`, `-b`, and `ksmps`, down to less than a millisecond on Windows XP.

If your sound card does not have an ASIO driver, you can still use Csound with ASIO by downloading and installing the `asio4all` adapter from <http://michael.tippach.bei.t-online.de/asio4all>.

4.1.2. Linux with ALSA

On Linux with ALSA, the audio output device should be selected using a special form of the `-odac` option, for example `-odac:plughw:0` for device 0. The `plughw` option translates Csound's audio output to the format expected by the sound card. With ALSA, latencies of a few milliseconds are possible, and expressive real-time instrumental performance should be quite feasible.

4.2. Csound

4.2.1. The csound Command

The original method for running Csound was as a console program. This, of course, still works. Running `csound` without any arguments prints out a list of command-line options, which are more fully explained in the Csound language documentation. Normally, the user executes something like `csound -W -omysoundfile myorchestra.orc myscore.sco` or, to use the single-file Csound structured data (`.csd`) format, `csound myscore.csd`.

Csound can read and write soundfiles (off-line rendering), read and write digital audio using a sound card (real-time rendering), read and write MIDI files, and read and write MIDI using a MIDI interface and controller (real-time control). See the Csound language documentation for more details.

4.2.2. The Csound API

The Csound API consists of the Csound library (`libcsound.a`) and the Csound header file (`csound.h`). You can build Csound into your own software very easily using this API. For example, the Csound command itself is made this way:

```
#include "csound.h"

int main(int argc, char **argv)
{
    // Create Csound.
    void *csound = csoundCreate(0);
    // One complete performance cycle.
    int result = csoundCompile(csound, argc, argv);
    if(!result)
    {
        while(csoundPerformKsmps(csound) == 0){}
        csoundCleanup(csound);
    }
    // Destroy Csound.
    csoundDestroy(csound);
    return result;
}
```

4.3. CsoundVST

CsoundVST is a multi-function front end for Csound, based on the Csound API. CsoundVST runs as a stand-alone graphical user interface to Csound, or as a VST plugin in hosts such as the Cubase audio sequencer. CsoundVST provides both a C++ and a Python API to Csound, and to a set of classes for algorithmic composition.

CsoundVST contains a built-in Python interpreter. With Python, the user can generate a score, import a MIDI file, process notes, load and run a Csound orchestra, and in general do anything that can be done either with Csound or in Python.

4.3.1. Standalone

To run CsoundVST as a stand-alone front end to Csound, execute `CsoundVST`. When the program has loaded, you will see a graphical user interface with a row of buttons along the top. Click on the *Open...* button to load a `.csd` file. You can also click on the *Open...* button and load a `.orc` file, then click on the *Import...* button to add a `.sco` file. You can edit the Csound command, the orchestra file, or the score file in the respective tabs of the user interface. When all is satisfactory, click on the *Perform* button to run Csound. You can stop a performance at any time by clicking on the *Stop* button.

4.3.2. The CsoundVST API

CsoundVST extends the Csound API with C++. There is a C++ class for the Csound API proper, another C++ class for manipulating Csound files in code, and additional classes for algorithmic composition based on music space. All these C++ classes also have a Python interface in the CsoundVST Python extension module. For more information, consult the Doxygen-generated files in the `csound5/doc` directory.

You can build CsoundVST into your own software using the `_CsoundVST` shared library and `CsoundVST.hpp` header file. For example, the CsoundVST stand-alone graphical user interface program is made this way:

```
#include <CsoundVST.hpp>
#include <CsoundVstFltk.hpp>

int main(int argc, char **argv)
{
    CsoundVST *csoundVST = CreateCsoundVST();
    AEffEditor *editor = csoundVST->getEditor();
    editor ->open(0);
    return 0;
}
```

There is also a high-level C API for CsoundVST, declared in `frontends/CsoundVST/csoundvst_api.h`. Any program able to interface with C calling convention functions can use this API. For example, a *Mathematica* 5.0 notebook can use the .NET/Link package's `DefineDLLFunction` to access the CsoundVST API to create an instance of CsoundVST, load an orchestra, generate a score using the power of *Mathematica*, and render that score.

4.3.3. Python scripting

You can use CsoundVST as a Python extension module. In fact, you can do this either in a standard Python interpreter, such as Python command line or the Idle Python GUI, or in CsoundVST itself in Python mode.

To use CsoundVST in a standard Python interpreter, import CsoundVST.

```
import CsoundVST
```

The CsoundVST module automatically creates an instance of CppSound named `csound`, which provides an object-oriented interface to the Csound API. In a standard Python interpreter, you can load a Csound `.csd` file and perform it like this:

```
C:\Documents and Settings\mkg>python
Python 2.3.3 (#51, Dec 18 2003, 20:22:39) [MSC v.1200 32 bit (Intel)] on win32
Type "help", "copyright", "credits" or "license" for more information.
>>> import CsoundVST
>>> csound.load("c:/projects/csound5/examples/trapped.csd")
1
>>> csound.exportForPerformance()
1
>>> csound.perform()
BEGAN CppSound::perform(5, 988ee0)...
BEGAN CppSound::compile(5, 988ee0)...
Using default language
OdBFS level = 32767.0
Csound version 5.00 beta (float samples) Jun 7 2004
libsndfile -1.0.10pre6
orchname: temp.orc
scorename: temp.sco
orch compiler:
398 lines read
instr 1
instr 2
instr 3
instr 4
instr 5
instr 6
instr 7
instr 8
instr 9
```

4. Using

```
instr 10
instr 11
instr 12
instr 13
instr 98
instr 99
sorting score ...
... done
Csound version 5.00 beta (float samples) Jun  6 2004
displays suppressed
0dBFS level = 32767.0
orch now loaded
audio buffered in 16384 sample-frame blocks
SFDIR undefined. using current directory
writing 131072-byte blks of shorts to test.wav
WAV
SECTION 1:
ENDED CppSound::compile.
ftable 1:
ftable 2:
ftable 3:
ftable 4:
ftable 5:
ftable 6:
ftable 7:
ftable 8:
ftable 9:
ftable 10:
ftable 11:
ftable 12:
ftable 13:
ftable 14:
ftable 15:
ftable 16:
ftable 17:
ftable 18:
ftable 19:
ftable 20:
ftable 21:
ftable 22:
new alloc for instr 1:
B 0.000 .. 1.000 T 1.000 TT 1.000 M: 32.7 0.0
new alloc for instr 1:
B 1.000 .. 3.600 T 3.600 TT 3.600 M: 207.6 0.1
...
B 93.940 .. 94.418 T 98.799 TT281.799 M: 477.6 85.0
B 94.418 ..100.000 T107.172 TT290.172 M: 118.9 11.5
end of section 4 sect peak amps: 25950.8 26877.4
inactive allocs returned to freespace
end of score. overall amps: 32204.8 31469.6
overall samples out of range: 0 0
0 errors in performance
782 131072-byte soundblks of shorts written to test.wav WAV
Elapsed time = 13.469000 seconds.
ENDED CppSound::perform.
1
>>>
```

To use CsoundVST itself as your Python interpreter, click on the CsoundVST Settings tab, and select the Python check box in the Csound performance mode box. Do not create a new CppSound object; you must use the builtin `csound` object in the CsoundVST module.

The `koch.py` script shows how to use Python to do algorithmic composition for Csound. You can use Python triple-quoted string literals to hold your Csound files right in your script, and assign them to Csound:

```
csound.setOrchestra(''sr=44100
kr=441
ksmps=100
nchnls=2
0dbfs=.1
instr 1,2,3,4,5; FluidSynth GeneralMID
I; INITIALIZATION
; Channel, bank, and program determine the preset, that is, the actual sound.
ichannel=1
iprogram=6
ikey=4
ivelocity=5+12
ijunk6=6
```



```

i junk7 = 144;
; AUDIO
istatus = 144;
print i program, i status, i channel, i key, i velocity left, i right
fluid "c:/projects/csound5/samples/VintageDreamsWaves-v2.sf2", i \
i program, i status, i channel, i key, i velocity, i
outs a left, a right endin''
csound.setCommand("csound --opcode -lib=c:/projects/csound5/fluid.dll \
-RWdfo./koch.wav./temp.orc./temp.sco")
csound.exportForPerformance()
csound.perform()

```

To run your script in Csound VST, click on the Perform button.

4.3.4. VST Plugin

The following instructions are for Cubase SX. You would follow roughly similar procedures in other hosts.

Use the *Devices* menu, *Plug-In Information* dialog, *VST Plug-Ins* tab, *Shared VST Plug-ins Folder* text field to add your `csound5` directory to Cubase's plugin path. You can have multiple directories separated by semicolons.

Quit Cubase, and start it again.

Use the *File* menu, *New Project* dialog to create a new song.

Use the *Project* menu, *Add Track* submenu, to add a new MIDI track.

Use the pencil tool to draw a *Part* on the track a few measures long. Write some music in the *Part* using the *Event* editor or the *Score* editor.

Use the *Devices* menu (or the F11 key) to open the *VST Instruments* dialog.

Click on one of the *No VST Instrument* labels, and select `_CsoundVST` from the list that pops up.

Click on the *e* (for edit) button to open the `_CsoundVST` dialog.

Click on the *Open* button to bring up the file selector dialog. Navigate to a directory containing a Csound `csd` file suitable for MIDI performance, such as `csound/CsoundVST/examples/CsoundVST.csd`. Click on the OK button to load the file. You can also open and import a suitable `.orc` and `.sco` file as described above.

Click on the *VST Instruments* dialog's on/off button to turn it on. This should compile the Csound orchestra. *Note: If you don't compile the orchestra, you won't be able to assign the plugin to a track.*

In the *Cubase Track Inspector*, click on the *out: Not Assigned* label and select `_CsoundVST` from the list that pops up.

On the ruler at the top of the *Arrangement* window, select the loop end point and drag it to the end of your part, then click on the loop button to enable looping.

Click on the *play* button on the *Transport* bar. You should hear your music played by CsoundVST.

Try assigning your track to different channels; a different Csound instrument will perform each channel.

When you save your song, your Csound orchestra will be saved as part of the song and re-loaded when you re-load the song.

You can click on the *Orchestra* tab and edit your Csound instruments while CsoundVST is playing. To hear your changes, just click on the CsoundVST *Perform* button to recompile the orchestra.

You can assign up to 16 channels to a single CsoundVST plugin. However, you can't have more than one CsoundVST plugin in the same song!

4. Using

5. Building

The latest Csound source code is available through the Concurrent Versions System (CVS) (<http://www.cvshome.org>). To download Csound sources using CVS, run the following commands:

```
cvcs -d:pserver:anonymous@cvs.sourceforge.net:/cvsroot/csound login
cvcs -z3 -d:pserver:anonymous@cvs.sourceforge.net:/cvsroot/csound co csound5
```

Information about accessing the CVS repository may be found in the SourceForge document “Basic Introduction to CVS and SourceForge.net (SF.net) Project CVS Services”.

If you wish to become a Csound developer, obtain a SourceForge login, and then apply to John fitch at the <http://www.sourceforge.net/projects/csound> site.

Csound and CsoundVST are built using the Python package `scons`, not with makefiles or GNU autotools. Experience shows that `scons` build systems are easier to write, easier to use, and run faster than autotools build systems. The only file used to build the entire Csound system is the `SConstruct` file, which is a Python script run by the `scons` shell script.

To build Csound 5:

1. Obtain the Csound source code from a SourceForge Csound 5 package file, or from SourceForge CVS.
2. Install and configure the following software packages:
 - a) Python (required) for running the build (also used for CsoundVST scripting), from <http://www.python.org>.
 - b) SCons (required) for running the build, from <http://www.scons.org>.
 - c) `libsndfile` (required) for reading and writing soundfiles, from <http://www.mega\discretionary{-}{-}{nerd.com/libsndfile/>.
 - d) PortAudio for reading and writing real-time audio, from <http://www.portaudio.com/>.
 - e) FLTK version 1.1.x for displaying graphs of function tables, and for widget opcodes, from <http://www.fltk.org>.

If you also want to build CsoundVST, you must configure the FLTK libraries to enable threads (`./configure --enable-threads`). And you will need to install these additional packages:

1. The Software Interface and Wrapper Generator (SWIG) for generating Python interfaces to CsoundVST (required for CsoundVST), from <http://www.swig.org>.
2. The boost C++ template libraries for random numbers and linear algebra (required for CsoundVST), from <http://www.boost.org>. The CsoundVST `Random` class requires that boost must be later than version 1.32.1. I used the current CVS version.

5.1. Platforms

Currently, Csound 5 builds and runs on Windows using either the Cygwin environment (<http://www.cygwin.com>), or the MinGW (<http://www.mingw.org>) environment with the MSys shell (<http://www.mingw.org/msys.shtml>). Both of these environments are free, open source, and

5. Building

emulate the standard Unix/Linux environment and tools. On Linux, Csound 5 builds using the standard tools. Unix should work the same way as Linux.

On Windows, the Cygwin build procedure is more like the Linux one. However, the MinGW build is preferred, since the resulting executables do not require the Cygwin DLLs and run faster.

5.1.1. Linux

If you have properly installed all the dependencies mentioned above, you can build Csound 5 and CsoundVST simply by opening a console, changing to the `csound5` directory, and executing the `scons` command. To see the various configuration options, execute `scons -h`.

5.1.2. Windows with Cygwin

The build procedure for Cygwin is identical to Linux. However, Cygwin comes with its own customized version of Python, while CsoundVST uses the regular version of Python from <http://www.python.org>, which is built with Microsoft Visual C++. Make sure to install SCons in the Cygwin version of Python, and use that version for the build, even though CsoundVST will use the Windows version of Python.

5.1.3. Windows with MinGW and MSys

For MinGW, you may need to patch versions of SCons earlier than 0.96.1 as follows. Change line 51 of `SCons/Tool/mingw.py` from:

```
cmd = SCons.Util.CLVar(' $SHLINK ', ' $SHLINKFLAGS ')
```

to:

```
cmd = SCons.Util.CLVar([' $SHLINK ', ' $SHLINKFLAGS '])
```

It is highly recommend that you update your MinGW installation from the SourceForge site to the “current” level for core gcc, g++, binutils, utils, and the Windows API headers and libraries (w32api).

Rebuild and install a version of libsndfile no earlier than <http://www.mega-nerd.com/tmp/libsndfile-1.0.10pre4.tar.gz>

PortAudio works with either the Windows multimedia libraries (`./configure --with-winapi=wmme`) or with ASIO (`./configure --with-winapi=asio`). At this time, low latency on Windows is only feasible with ASIO, but it is not as robust as the multimedia library.

The build procedure for MinGW is similar, but not identical, to the Cygwin procedure. The MSys shell does not allow the user to execute Python commands directly. Therefore, you need to install the *Windows* versions of Python and SCons, make sure that Python is in your Windows executable path, and run the build like this:

```
$$ python c:/tools/python23/scripts/scons
```

You may also need to customize the `custom.py` file to declare to `scons` the locations of required header files and libraries, since on Windows there is no standard location for these as there is on Unix and Linux. You will not need to modify `custom.py` if you install all third-party libraries in the MSys `/usr/local/include` and `/usr/local/lib` directories.

Part II.

Csound Language Reference

6. The Csound Command

6.1. The Csound Command

Csound is a command for passing an orchestra file and score file to Csound to generate a soundfile. The score file can be in one of many different formats, according to user preference. Translation, sorting, and formatting into orchestra-readable numeric text is handled by various preprocessors; all or part of the score is then sent on to the orchestra. Orchestra performance is influenced by command flags, which set the level of displays and console reports, specify I/O filenames and sample formats, and declare the nature of real-time sensing and control.

6.2. Order of Precedence

With some recent additions to Csound, there are now three places (and in some cases four) where options for Csound performance may be set. They are processed in the following order:

1. Csound's own defaults
2. `.csoundrc` file
3. Csound command line
4. `<CsOptions>` tag in a `.csd` file
5. Orchestra header (for `sr`, `kr`, `ksmps`, `nchnls`)

The last assignment of an option will override any earlier ones.

6.3. Command-line Flags

Many flags are generic Csound command-line flags. Various platform implementations may not react the same way to different flags!

The format of a command is either:

csound [-flags] [*orchname*] [*scorename*] or

csound [-flags] [*csdfilename*]

where the arguments are of 2 types: *flags* arguments (beginning with a "-"), and *name* arguments (such as filenames). Certain flag arguments take a following name or numeric argument.

Command-line Flags

-@ FILE Provide an extended command-line in file "FILE"

-3, -format=24bit Use 24-bit audio samples.

-8, -format=uchar Use 8-bit unsigned character audio samples.

6. The Csound Command

- A**, **-aiff** Write an AIFF format soundfile. Use with the *-c* , *-s* , *-l* , or *-f* flags.
- a**, **-format=alaw** Use a-law audio samples.
- B NUM**, **-hardwarebufsamps=NUM** Number of audio sample-frames held in the DAC *hardware* buffer. This is a threshold on which *software* audio I/O (above) will wait before returning. A small number reduces audio I/O delay; but the value is often hardware limited, and small values will risk data lates. The default is 1024.
- b NUM**, **-iobufsamps=NUM** Number of audio sample-frames per sound i/o *software* buffer. Large is efficient, but small will reduce audio I/O delay. The default is 1024. In real-time performance, Csound waits on audio I/O on *NUM* boundaries. It also processes audio (and polls for other input like MIDI) on orchestra *ksmps* boundaries. The two can be made synchronous. For convenience, if NUM = -NUM (is negative) the effective value is *ksmps* * NUM (audio synchronous with k-period boundaries). With NUM small (e.g. 1) polling is then frequent and also locked to fixed DAC sample boundaries.
- C**, **-cscore** Use Cscore processing of the scorefile.
- c**, **-format=schar** Use 8-bit signed character audio samples.
- D**, **-defer-gen1** Defer GEN01 soundfile loads until performance time.
- d**, **-nodisplays** Suppress all displays.
- E NUM**, **-graphs=NUM** *Mac only*. Number of tables in graphics window. (*was -G*)
- e**, **-format=rescale** *Mac only*. Rescale floats as shorts to max amplitude.
- F FILE**, **-midifile=FILE** Read MIDI events from MIDI file *FILE* .
- f**, **-format=float** Use single-precision float audio samples (not playable, but can be read by *-i* , *soundin* and *GEN01*
- G**, **-postscriptdisplay** Suppress graphics, use PostScript displays instead.
- g**, **-asciidisplay** Suppress graphics, use ASCII displays instead.
- H#**, **-heartbeat=NUM** Print a heartbeat after each soundfile buffer write:
 - no NUM, a rotating bar.
 - NUM = 1, a rotating bar.
 - NUM = 2, a dot (.)
 - NUM = 3, filesize in seconds.
 - NUM = 4, sound a bell.
- h**, **-noheader** No header on output soundfile. Don't write a file header, just binary samples.
- help** Display on-line help message.
- l**, **-i-only** *i-time only*. Allocate and initialize all instruments as per the score, but skip all p-time processing (no k-signals or a-signals, and thus no amplitudes and no sound). Provides a fast validity check of the score pfields and orchestra i-variables.
- i FILE**, **-input=FILE** Input soundfile name. If not a full pathname, the file will be sought first in the current directory, then in that given by the environment variable SSDIR (if defined), then by SFDIR. The name *stdin* will cause audio to be read from standard input. If RTAUDIO is enabled, the name *devaudio* will request sound from the host audio input device.
- J**, **-ircam** Write an IRCAM format soundfile.

- j **FILE** *Currently disabled.* Use database *FILE* for messages to print to console during performance.
- K, **-nopeaks** Do not generate any PEAK chunks.
- k **NUM**, **-control-rate=NUM** Override the control rate (*KR*) supplied by the orchestra.
- L **DEVICE**, **-score-in=DEVICE** Read line-oriented real-time score events from device *DEVICE*. The name *stdin* will permit score events to be typed at your terminal, or piped from another process. Each line-event is terminated by a carriage-return. Events are coded just like those in a *standard numeric score*, except that an event with *p2=0* will be performed immediately, and an event with *p2=T* will be performed *T* seconds after arrival. Events can arrive at any time, and in any order. The score *carry* feature is legal here, as are held notes (*p3* negative) and string arguments, but ramps and *pp* or *np* references are not.
- l, **-format=long** Use long integer audio samples.
- M **DEVICE**, **-midi-device=DEVICE** Read MIDI events from device *DEVICE*.
- m **NUM**, **-messagelevel=NUM** Message level for standard (terminal) output. Takes the *sum* of 3 print control flags, turned on by the following values:
 - 1 = note amplitude messages
 - 2 = samples out of range message
 - 4 = warning messages

The default value is *m7* (all messages on).
- N, **-notify** Notify (ring the bell) when score or MIDI track is done.
- n, **-nosound** No sound. Do all processing, but bypass writing of sound to disk. This flag does not change the execution in any other way.
- O **FILE**, **-logfile=FILE** Log output to file *FILE*.
- o **FILE**, **-output=FILE** Output soundfile name. If not a full pathname, the soundfile will be placed in the directory given by the environment variable *SFDIR* (if defined), else in the current directory. The name *stdout* will cause audio to be written to standard output. If no name is given, the default name will be *test*. If *RTAUDIO* is enabled, the name *devaudio* will send to the host audio output device.
- P **NUM**, **-pollrate=NUM** *Mac only.* Poll events every *NUM* buffer writes.
- p, **-play-on-end** *Mac only.* Play after rendering.
- Q **DEVICE**, **-Q DIRECTORY**, **-analysis-directory=DIRECTORY** *Beos and Linux only.* Enables MIDI OUT operations and optionally chooses device id *DEVICE* (if the *DEVICE* argument is present). This flag allows parallel MIDI OUT and DAC performance. Unfortunately the real-time timing implemented in Csound is completely managed by DAC buffer sample flow. So MIDI OUT operations can present some time irregularities. These irregularities can be fully eliminated when suppressing DAC operations themselves (see *-Y* flag).

Mac only. Define the analysis (*SADIR*) directory.
- q **DIRECTORY**, **-sample-directory=DIRECTORY** *Mac only.* Define the sound sample-in (*SSDIR*) directory.
- R, **-rewrite** Continually rewrite the header while writing the soundfile (WAV/AIFF).
- r **NUM**, **-sample-rate=NUM** Override the sampling rate (*SR*) supplied by the orchestra.
- s, **-format=short** Use short integer audio samples.

6. The Csound Command

- sched** *Linux only.* Use real-time scheduling and lock memory. (Also requires *-d* and either *-o dac* or *-o devaudio*).
- T, -terminate-on-midi** Terminate the performance when MIDI track is done.
- t0, -keep-sorted-score** Prevents Csound from deleting the sorted score file, *score.srt*, upon exit.
- t NUM, -tempo=NUM** Use the uninterpreted beats of *score.srt* for this performance, and set the initial tempo at *NUM* beats per minute. When this flag is set, the tempo of score performance is also controllable from within the orchestra.
- U UTILITY, -utility=UTILITY** Invoke the utility program *UTILITY* .
- u, -format=ulaw** Use u-law audio samples.
- V NUM, -screen-buffer=NUM, -volume=NUM** *Linux only.* Set real-time audio output volume to *NUM* (1 to 100).
Mac only. Number of chars in the screen buffer for the output window.
- v, -verbose** Verbose translate and run. Prints details of orch translation and performance, enabling errors to be more clearly located.
- W, -wave** Write a WAV format soundfile.
- w, -save-midi** *Mac only.* Record and save MIDI input to a file.
- X DIRECTORY, -sound-directory=DIRECTORY** *Mac only.* Define the sound file (SFDIR) directory.
- x FILE, -extract-score=FILE** Extract a portion of the sorted score, *score.srt*, using the extract file *FILE* (see *Extract*).
- Y NUM, -progress-rate=NUM** *Currently disabled. Mac only.* Enables progress display at rate *NUM* in seconds, or for negative *NUM*, at *-NUM* kperiods.
- y NUM, -profile-rate=NUM** *Currently disabled. Mac only.* Enables profile display at rate *NUM* in seconds, or for negative *NUM*, at *-NUM* kperiods.
- Z, -dither** Switch on dithering of audio conversion from internal floating point to 32, 16 and 8-bit formats.
- z NUM, -list-ops=NUM** List opcodes in this version:
 - no *NUM*, just show names
 - *NUM* = 0, just show names
 - *NUM* = 1, show arguments to each opcode using the format *<opname> <inargs> <outargs>*

6.4. Unified File Format for Orchestras and Scores

Description

The Unified File Format , introduced in Csound version 3.50, enables the orchestra and score files, as well as command line flags, to be combined in one file. The file has the extension *.csd* . This format was originally introduced by Michael Gogins in AXCSound.

The file is a structured data file which uses markup language, similar to any SGML such as HTML. Start tags (*<tag >*) and end tags (*</tag >*) are used to delimit the various elements. The file is saved as a text file.

Structured Data File Format

Mandatory Elements

The Csound Element is used to alert the csound compiler to the *.csd* format. The file must begin with the start tag `<CsoundSynthesizer>`. The last line of the file must be the end tag `</CsoundSynthesizer>`. The remaining elements are defined below. **Options**

Csound command line flags are put in the Options Element. This section is delimited by the start tag `<CsOptions>` and the end tag `</CsOptions>`. Lines beginning with `#` or `;` are treated as comments. **Instruments (Orchestra)**

The instrument definitions (orchestra) are put into the Instruments Element. The statements and syntax in this section are identical to the Csound orchestra file, and have the same requirements, including the header statements (*sr*, *kr*, etc.) This Instruments Element is delimited with the start tag `<CsInstruments>` and the end tag `</CsInstruments>`.

Score

Csound score statements are put in the Score Element. The statements and syntax in this section are identical to the Csound score file, and have the same requirements. The Score Element is delimited by the start tag `<CsScore>` and the end tag `</CsScore>`.

Optional Elements

Included Base64 Files

Base64 encoded MIDI files may be included with the tag `<CsMidifileB filename= filename >`, where *filename* is the name of the file containing the MIDI information. There is no matching end tag. New in Csound version 4.07.

Base64 encoded sample files may be included with the tag `<CsSampleB filename= filename >`, where *filename* is the name of the file containing the sample. There is no matching end tag. New in Csound version 4.07. **Version Blocking**

Versions of Csound may be blocked by placing one of the following statements between the start tag `<CsVersion>` and the end tag `</CsVersion>`:

```
Before #.#
```

or

```
After #.#
```

where `#.#` is the requested Csound version number. The second statement may be written simply as:

```
#.#
```

See example below. New in Csound version 4.09. **Example**

Below is a sample file, *test.csd*, which renders a *.wav* file at 44.1 kHz sample rate containing one second of a 1 kHz sine wave. Displays are suppressed. *test.csd* was created from two files, *tone.orc* and *tone.sco*, with the addition of command line flags.

```
<CsoundSynthesizer>
;
; test.csd - a Csound structured data file
<CsOptions>
-W -d -o tone.wav
</CsOptions>
<CsVersion>
```

6. The Csound Command

```
    ;optional section
    Before 4.10 ;these two statements check for
    After 4.08 ; Csound version 4.09
</CsVersion>

<CsInstruments>

    ; originally tone.orc
    sr
    = 44100
    kr
    = 4410
    ksmps
    = 10
    nchnls
    = 1
    instr
    1
        a1 oscil
    p4, p5, 1 ; simple oscillator
        out
    a1
        endin
</CsInstruments>

<CsScore>

    ; originally tone.sco
    f1 0 8192 10 1
    i1 0 1 20000 1000 ;play one second of one kHz tone
    e
</CsScore>

</CsoundSynthesizer>
```

Command Line Parameter File

If the file `.csoundrc` exists, it will be used to set the command line parameters. These can be overridden. It uses the same form as a `.csd` file. Lines beginning with `#` or `;` are treated as comments.

6.5. Score File Preprocessing

The Extract Feature

This feature will extract a segment of a sorted numeric score file according to instructions taken from a control file. The control file contains an instrument list and two time points, from and to, in the form:

```
instruments 1 2 from 1:27.5 to 2:2
```

The component labels may be abbreviated as `i`, `f` and `t`. The time points denote the beginning and end of the extract in terms of:

```
[section no.] : [beat no.].
```

each of the three parts is also optional. The default values for missing `i`, `f` or `t` are:

```
all instruments, beginning of score, end of score.
```

Independent Pre-Processing with Scsort

Although the result of all score preprocessing is retained in the file `score.srt` after orchestra performance (it exists as soon as score preprocessing has completed), the user may sometimes want to

run these phases independently. The command

```
\textbf{scot}
filename
```

will process the Scot formatted filename, and leave a *standard numeric score* result in a file named score for perusal or later processing.

The command

```
\textbf{scsort}
< infile > outfile
```

will put a numeric score infile through Carry, Tempo, and Sort preprocessing, leaving the result in outfile.

Likewise *extract*, also normally invoked as part of the *Csound command*, can be invoked as a standalone program:

```
\textbf{extract}
xfile < score.sort > score.extract
```

This command expects an already sorted score. An unsorted score should first be sent through Scsort then piped to the extract program:

```
\textbf{scsort}
< scorefile | \textbf{extract}
xfile > score.extract
```

6. *The Csound Command*

7. Syntax of the Orchestra

7.1. Syntax of the Orchestra

An orchestra statement in Csound has the format:

```
label: result opcode argument1 , argument2 , ... ;comments
```

The label is optional and identifies the basic statement that follows as the potential target of a go-to operation (see *Program Flow Control*). A label has no effect on the statement per se.

Comments are optional and are for the purpose of letting the user document his orchestra code. Comments always begin with a semicolon (;) and extend to the end of the line.

The remainder (result, opcode, and arguments) form the basic statement. This also is optional, i.e. a line may have only a label or comment or be entirely blank. If present, the basic statement must be complete on one line, and is terminated by a carriage return and line feed.

The opcode determines the operation to be performed; it usually takes some number of input values (or arguments, with a maximum value of about 800); and it usually has a result field variable to which it sends output values at some fixed rate. There are four possible rates:

1. once only, at orchestra setup time (effectively a permanent assignment)
2. once at the beginning of each note (at initialization (init) time: i-rate)
3. once every performance-time control loop (perf-time control rate, or k-rate)
4. once each sound sample of every control loop (perf-time audio rate, or a-rate)

7.2. Directories and Files

Many generators and the Csound command itself specify filenames to be read from or written to. These are optionally full pathnames, whose target directory is fully specified. When not a full path, filenames are sought in several directories in order, depending on their type and on the setting of certain environment variables. The latter are optional, but they can serve to partition and organize the directories so that source files can be shared rather than duplicated in several user directories. The environment variables can define directories for soundfiles SFDIR, sound samples SSDIR, sound analysis SADIR, and include files for orchestra and score files INCDIR.

The search order is:

1. Soundfiles being written are placed in SFDIR (if it exists), else the current directory.
2. Soundfiles for reading are sought in the current directory, then SSDIR, then SFDIR.
3. Analysis control files for reading are sought in the current directory, then SADIR.
4. Files of code to be included in orchestra and score files (with *#include*) are sought first in the current directory, then in the same directory as the orchestra or score file (as appropriate), then finally INCDIR.

7. Syntax of the Orchestra

Beginning with Csound version 3.54, the file “csound.txt” contains the messages (in binary format) that Csound uses to provide information to the user during performance. This allows for the messages to be in any language, although the default is English. This file must be placed in the same directory as the Csound executable. Alternatively, this file may be stored in SFDIR, SSDIR, or SADIR. Unix users may also keep this file in “/usr/local/lib/”. The environment variable CSSTRNGS may be used to define the directory in which the database resides. This can be overridden with the *-j* command line option. (New in version 3.55)

7.3. Nomenclature

Throughout this document, opcodes are indicated in *boldface* and their argument and result mnemonics, when mentioned in the text, are given in *italics*. Argument names are generally mnemonic (*amp*, *phs*), and the result is usually denoted by the letter *r*. Both are preceded by a type qualifier *i*, *k*, *a*, or *x* (e.g. *kamp*, *iphs*, *ar*). The prefix *i* denotes scalar values valid at note init time; prefixes *k* or *a* denote control (scalar) and audio (vector) values, modified and referenced continuously throughout performance (i.e. at every control period while the instrument is active). Arguments are used at the prefix-listed times; results are created at their listed times, then remain available for use as inputs elsewhere. With few exceptions, argument rates may not exceed the rate of the result. The validity of inputs is defined by the following:

- arguments with prefix *i* must be valid at init time;
- arguments with prefix *k* can be either control or init values (which remain valid);
- arguments with prefix *a* must be vector inputs;
- arguments with prefix *x* may be either vector or scalar (the compiler will distinguish).

All arguments, unless otherwise stated, can be expressions whose results conform to the above. Most opcodes (such as *linen* and *oscil*) can be used in more than one mode, which one being determined by the prefix of the result symbol.

Throughout this manual, the term “opcode” is used to indicate a command that usually produces an a-, k-, or i-rate output, and always forms the basis of a complete Csound orchestra statement. Items such as “+” or “*sin* (x)” or, “(a >= b ? c : d)” are called “operators.”

7.4. Orchestra Statement Types

An orchestra program in Csound is comprised of *orchestra header statements* which set various global parameters, followed by a number of *instrument blocks* representing different instrument types. An instrument block, in turn, is comprised of *ordinary statements* that set values, control the logical flow, or invoke the various signal processing subroutines that lead to audio output.

An *orchestra header statement* operates once only, at orchestra setup time. It is most commonly an assignment of some value to a *global reserved symbol*, e.g. *sr* = 20000. All orchestra header statements belong to a pseudo instrument 0, an *init* pass of which is run prior to all other instruments at score time 0. Any *ordinary statement* can serve as an orchestra header statement, eg. *gifreq* = *cpspch*(8.09) provided it is an init-time only operation.

An *ordinary statement* runs at either init time or performance time or both. Operations which produce a result formally run at the rate of that result (that is, at init time for i-rate results; at performance time for k- and a-rate results), with the sole exception of the *init* opcode. Most generators and modifiers, however, produce signals that depend not only on the instantaneous value of their arguments but also on some preserved internal state. These performance-time units

therefore have an implicit init-time component to set up that state. The run time of an operation which produces no result is apparent in the opcode.

Arguments are values that are sent to an operation. Most arguments will accept arithmetic expressions composed of constants, variables, reserved symbols, value converters, arithmetic operations, and conditional values.

7.5. Constants and Variables

constants are floating point numbers, such as 1, 3.14159, or -73.45. They are available continuously and do not change in value.

variables are named cells containing numbers. They are available continuously and may be updated at one of the four update rates (setup only, i-rate, k-rate, or a-rate). i- and k-rate variables are scalars (i.e. they take on only one value at any given time) and are primarily used to store and recall controlling data, that is, data that changes at the note rate (for i-rate variables) or at the control rate (for k-rate variables). i- and k-variables are therefore useful for storing note parameter values, pitches, durations, slow-moving frequencies, vibratos, etc. a-rate variables, on the other hand, are arrays or vectors of information. Though renewed on the same perf-time control pass as k-rate variables, these array cells represent a finer resolution of time by dividing the control period into sample periods (see *ksmps*). a-rate variables are used to store and recall data changing at the audio sampling rate (e.g. output signals of oscillators, filters, etc.).

A further distinction is that between local and global variables. *local* variables are private to a particular instrument, and cannot be read from or written into by any other instrument. Their values are preserved, and they may carry information from pass to pass (e.g. from initialization time to performance time) within a single instrument. Local variable names begin with the letter *p*, *i*, *k*, or *a*. The same local variable name may appear in two or more different instrument blocks without conflict.

global variables are cells that are accessible by all instruments. The names are either like local names preceded by the letter *g*, or are special reserved symbols. Global variables are used for broadcasting general values, for communicating between instruments (semaphores), or for sending sound from one instrument to another (e.g. mixing prior to reverberation).

given these distinctions, there are eight forms of local and global variables:

Table 1. Types of Variables

TypeWhen	Renewable	Local	Global				
reserved symbols	permanent	- r	symbol	score pfield	si-time	number -	v-set symbols
							si-time
							ev number
							bergv number

where *rsymbol* is a special reserved symbol (e.g. *sr*, *kr*), *number* is a positive integer referring to a score pfield or sequence number, and *name* is a string of letters and/or digits with local or global meaning. As might be apparent, score parameters are local i-rate variables whose values are copied from the invoking score statement just prior to the init pass through an instrument, while MIDI controllers are variables which can be updated asynchronously from a MIDI file or MIDI device.

7.6. Expressions

Expressions may be composed to any depth. Each part of an expression is evaluated at its own proper rate. For instance, if the terms within a sub-expression all change at the control rate or slower, the sub-expression will be evaluated only at the control rate; that result might then be used in an audio-rate evaluation. For example, in

```
k1 + abs
(int
(p5) + frac
(p5) * 100/12 + sqrt
```

7. Syntax of the Orchestra

(k1)

the 100/12 would be evaluated at orch init, the p5 expressions evaluated at note i-time, and the remainder of the expression evaluated every k-period. The whole might occur in a unit generator argument position, or be part of an assignment statement.

7.7. Orchestra Header Statements

Statements that are normally placed in an orchestra header are *ctrlinit* , *ftgen* , *kr* , *ksmps* , *massign* , *nchnls* , *pgmassign* , *pset* , *seed* , *sr* , and *strset* .

7.8. Instrument Block Statements

Statements that define an instrument block are *endin* and *instr* .

7.9. Variable Initialization

Opcodes that let one initialize variables are *assign* , *divz* , *init* , and *tival* .

8. Instrument Control

8.1. Instrument Control

8.2. Clock Control

The opcodes to start and stop internal clocks are *clockoff* and *clockon* .

8.3. Conditional Values

The opcodes for conditional values are `==` , `>=` , `>` , `<` , `<=` , and `!=` .

8.4. Duration Control Statements

The opcodes one can use to manipulate a note's duration are *ihold* , *turnoff* , and *turnon* .

8.5. Introduction to FLTK Widgets and GUI controllers

Written by Gabriel Maldonado (<http://csounds.com/maldonado>)

Widgets allow the design of a custom Graphical User Interface to control an orchestra in real-time. They are derived from the open-source library FLTK (Fast Light Tool Kit). Such library is one of the fastest graphic libraries available, supports OpenGL and should be source compatible with different platforms (Windows, Linux, Unix and Mac OS). The subset of FLTK implemented in Csound provides the following types of objects:

- Containers
- Valuators
- Other widgets

Containers are widgets that contain other widgets such as panels, windows, etc. Csound provides the following container objects:

- Panels
- Scroll areas
- Pack
- Tabs
- Groups

8. Instrument Control

The most useful objects are named valuator. These objects allow the user to vary synthesis parameter values in real-time. Csound provides the following valuator objects:

- Sliders
- Knobs
- Rollers
- Text fields
- Joysticks
- Counters

There are other widgets that are not valuator nor containers:

- Buttons
- Button banks
- Labels

Also there are some other opcodes useful to modify the widget appearance:

- Updating widget value.
- Setting primary and selection colors of a widget.
- Setting font type, size and color of widgets.
- Resizing a widget.
- Hiding and showing a widget.

At last, there are three important opcodes that allow the following actions:

- Running the widget thread.
- Loading snapshots containing the status of all valuator of an orchestra.
- Saving snapshots containing the status of all valuator of an orchestra.

Here is an example preview of Csound code for a window containing a valuator. Notice that all opcodes are init-rate and must be called only once per session. The best way to use them is to place them in the header section of an orchestra, externally to any instrument. Even though placing them inside an instrument is not prohibited, unpredictable results can occur if that instrument is called more than once.

Each container is made up of a couple of opcodes: the first indicating the start of the container block and the last indicating the end of that container block. Some container blocks can be nested but they must not be crossed. After defining all containers, a widget thread must be run by using the special `FLrun` opcode that takes no arguments.

Here is an example of creating a window:

```

;*****
sr=48000
kr=480
ksmps=100
nchnls=1

;*** It is recommended to put almost all GUI code in the
;*** header section of an orchestra

        FLpanel          "Panel1",450,550 ;**** start of container
; some widgets should contained here
        FLpanelEnd       ;**** end of container

        FLrun            ;**** runs the widget thread, it is always required!
instr 1
;put some synthesis code here
endin
;*****

```

The previous code simply creates a panel (an empty window because no widgets are defined inside the container).

The following example creates two panels and inserts a slider inside each of them:

```

;*****
sr=48000
kr=480
ksmps=100
nchnls=1

        FLpanel          "Panel1",450,550,100,100 ;**** start of container
gk1, iha FLslider        "FLslider_1", 500, 1000, 2 ,1, ih1, 300,15, 20,50
        FLpanelEnd       ;**** end of container

        FLpanel          "Panel1",450,550,100,100 ;**** start of container
gk2, ihb FLslider        "FLslider_2", 100, 200, 2 ,1, ih2, 300,15, 20,50
        FLpanelEnd       ;**** end of container

        FLrun            ;**** runs the widget thread, it is always required!
instr 1
;put some synthesis code here
; gk1 and gk2 variables that contain the output of valuator
; widgets previously defined, can be used inside any instrument
endin
;*****

```

All widget opcodes are init-rate opcodes, even if valuator output k-rate variables. This happens because an independent thread is run based on a callback mechanism. It consumes very few processing resources since there is no need of polling. (This differs from other MIDI based controller opcodes.) So you can use any number of windows and valuator without degrading the real-time performance.

Since FLTK toolkit is still in evolution process, opcode syntax provided in Csound could be modified in future version. This could cause some incompatibilities between orchestras of a determinate version. However it should not be hard to modify early orchestras in order to make them compatible with later versions.

For more information, see the following sections.

FLTK Containers

The opcodes for FTLK containers are *FLgroup* , *FLgroupEnd* , *FLpack* , *FLpackEnd* , *FLpanel* , *FLpanelEnd* , *FLscroll* , *FLscrollEnd* , *FLtabs* , and *FLtabsEnd* .

FLTK Valuator

The opcodes for FLTK valuator are *FLcount* , *FLjoy* , *FLkeyb* , *FLknob* , *FLroller* , *FLslider* , and *FLtext* .

Other FLTK Widgets

Other FLTK widget opcodes are *FLbox* , *FLbutBank* , *FLbutton* , *FLprintk* , *FLprintk2* , and *FLvalue* ,

Modifying FLTK Widget Appearance

Opcodes one can use to modify FLTK widget appearance are *FLcolor2* , *FLcolor* , *FLhide* , *FLlabel* , *FLsetAlign* , *FLsetBox* , *FLsetColor2* , *FLsetColor* , *FLsetFont* , *FLsetPosition* , *FLsetSize* , *FLsetText* , *FLsetTextColor* , *FLsetTextSize* , *FLsetTextType* , *FLsetVal* , *FLsetVal_i* , and *FLshow* .

General FLTK Widget-related Opcodes

The general FLTK widget-related opcodes are *FLgetsnap* , *FLloadsnap* , *FLrun* , *FLsavesnap* , *FLsetsnap* , and *FLupdate* .

FLTK Slider Bank

The opcode for the FLTK slider bank is *FLslidBnk* .

8.6. Instrument Invocation

The opcodes one can use to create score events from within a orchestra are *event* , *schedule* , *schedwhen* , and *schedkwhen* .

8.7. Macros

The opcodes one can use to create, call, or undefine macros are *#define* , *\$NAME* , *#include* , and *#undef* .

8.8. Program Flow Control

The opcodes to manipulate which orchestra statements are executed are *cgoto* , *cigoto* , *ckgoto* , *cngoto* , *elseif* , *else* , *endif* , *goto* , *if* , *igoto* , *kgoto* , *tigoto* , and *timeout* .

8.9. Real-time Performance Control

Opcodes that monitor and control real-time performance are *active* , *cpuprc* , *maxalloc* , and *prealloc* .

8.10. Reinitialization

The opcodes that can generate another initialization phase are *reinit* , *rigoto* , and *rireturn* .

8.11. Sensing and Control

Opcodes that read from signals or on-screen controls are *button* , *checkbox* , *control* , *follow* , *follow2* , *peak* , *pitch* , *pitchamdf* , *sense* , *sensekey* , *setctrl* , *tempest* , *tempo* , *tempoval* , *setime* , *trigger* , *trigseq* , and *xyin* .

8.12. Sub-instrument Control

These opcodes let one define and use a sub-instrument: *ink* , *outk* , and *subinstr* .

8.13. Time Reading

Opcodes one can use to read time values are *readclock* , *rtclock* , *timeinstk* , *timeinsts* , *timek* , and *times* .

8. *Instrument Control*

9. Function Table Control

9.1. Function Table Control

9.2. Table Queries

Opcodes that query tables for information are *ftchnls* , *ftlen* , *ftlptim* , *ftsr* , *nsamp* , and *tbleng* .

9.3. Read/Write Operations

Opcodes that read and write to a table are *ftloadk* , *ftload* , *ftsavk* , *ftsav* , *tablecopy* , *tablegpw* , *tablecopy* , *tableigpw* , *tableimix* , *tableiw* , *tablemix* , *tablewa* , *tablewa* , and *tablewkt* .

9.4. Table Selection

Opcodes that let one dynamically select tables are *tableikt* , *tablekt* , and *tablexkt* .

9. *Function Table Control*

10. Mathematical Operations

10.1. Mathematical Operations

10.2. Amplitude Converters

Opcodes to convert between different amplitude measurements are *ampdb* , *ampdbfs* , *dbamp* , and *dbfsamp* .

10.3. Arithmetic and Logic Operations

Opcodes that perform arithmetic and logic operations are *-* , *+* , *ℳℳ* , *||* , *** , */* , *^* , and *%* .

10.4. Mathematical Functions

Opcodes that perform mathematical functions are *abs* , *exp* , *frac* , *int* , *log* , *log10* , *logtwo* , *powtwo* , and *sqrt* .

10.5. Opcode Equivalent of Functions

Opcodes that perform the equivalent of mathematical functions are *mac* , *maca* , *pow* , *product* , and *sum* .

10.6. Random Functions

Opcodes that perform random functions are *birnd* and *rnd* .

10.7. Trigonometric Functions

Opcodes that perform trigonometric functions are *cos* , *cosh* , *cosinv* , *sin* , *sinh* , *sininv* , *tan* , *tanh* , *taninv* , and *taninv2* .

10. *Mathematical Operations*

11. MIDI Support

11.1. MIDI Support

11.2. Controller Input

Opcodes that accept MIDI input are *aftouch* , *chanctrl* , *ctrl7* , *ctrl14* , *ctrl21* , *initch7* , *initch14* , *initch21* , *midic7* , *midic14* , *midic21* , *midichannelaftertouch* , *midichn* , *midicontrolchange* , *mididefault* , *midinoteoff* , *midinoteoncps* , *midinoteonkey* , *midinoteonoct* , *midinoteonpch* , *midipitchbend* , *midipolyaftertouch* , *midiprogramchange* , and *polyaft* .

11.3. Converters

Opcodes that convert MIDI values are *ampmidi* , *cpsmidi* , *cpsmidib* , *cpstmid* , *midictrl* , *notnum* , *octmidi* , *octmidib* , *pchbend* , *pchmidi* , *pchmidib* , and *veloc* .

11.4. Event Extenders

Opcodes that let one extend the duration of an event are *release* and *xtratim* .

11.5. Generic Input and Output

Opcodes for generic MIDI input and output are *midiin* and *midiout* .

11.6. Note-on/Note-off

Opcodes to turn MIDI notes on or off are *midion* , *midion2* , *moscil* , *noteoff* , *noteon* , *noteondur* , and *noteondur2* .

11.7. MIDI Message Output

Opcodes that send MIDI output are *mdelay* , *nrrpn* , *outiat* , *outic* , *outic14* , *outipat* , *outipb* , *outipc* , *outkat* , *outkc* , *outkc14* , *outkpat* , *outkpb* , and *outkpc* .

11.8. Real-time Messages

Opcodes for real-time MIDI messages are *mclock* and *mrtmsg* .

11.9. Slider Banks

Opcodes for slider banks of MIDI controls are *s16b14* , *s32b14* , *slider16* , *slider16f* , *slider32* , *slider32f* , *slider64* , *slider64f* , *slider8* , and *slider8f* .

12. Pitch Converters

12.1. Pitch Converters

12.2. Functions

Opcodes that provide common pitch functions are *cent* , *cpsoct* , *cpspch* , *db* , *octave* , *octcps* , *octpch* , *pchoct* , and *semitone* .

12.3. Tuning Opcodes

Opcodes that provide tuning functions are *cps2pch* , *cpsxpch* , *cpstun* , and *cpstuni* .

12. Pitch Converters

13. Signal Generators

13.1. Signal Generators

13.2. Additive Synthesis/Resynthesis

The opcodes for additive synthesis and resynthesis are *adsyn* , *adsynt* , and *hsboscil* .

13.3. Basic Oscillators

The basic oscillator opcodes are *lfo* , *oscbnk* , *oscil* , *oscil3* , *oscili* , *oscils* , *poscil* , and *poscil3* .

13.4. Dynamic Spectrum Oscillators

The opcodes that generate dynamic spectra are *buzz* , *gbuzz* , *mpulse* , *vco* , and *vco2* .

13.5. FM Synthesis

The FM synthesis opcodes are *fmb3* , *fmbell* , *fmmetal* , *fmpercfl* , *fmrhode* , *fmvoice* , *fmwurlie* , *foscil* , and *foscili* ,

13.6. Granular Synthesis

The granular synthesis opcodes are *fof* , *fof2* , *fog* , *grain* , *grain2* , *grain3* , *granule* , *sndwarp* , and *sndwarpst* .

13.7. Linear and Exponential Generators

The opcodes that generate linear or exponential curves or segments are *adsr* , *expon* , *expseg* , *expsega* , *expsegr* , *jspline* , *line* , *linseg* , *linsegr* , *loopseg* , *lpshold* , *madsr* , *mxadsr* , *rspline* , *transeg* , and *xadsr* .

13.8. Linear Predictive Coding (LPC) Resynthesis

The linear predictive coding resynthesis opcodes are *lpfreson* , *lpinterp* , *lpread* , *lpreson* , and *lpslot* .

13.9. Models and Emulations

The opcodes that model or emulate the sounds of other instruments are *bamboo* , *cabasa* , *crunch* , *dripwater* , *gogobel* , *guiro* , *lorenz* , *mandol* , *marimba* , *moog* , *planet* , *sandpaper* , *sekere* , *shaker* , *sleighbells* , *stix* , *tambourine* , *vibes* , and *voice* .

13.10. Random (Noise) Generators

Opcodes that generate random numbers are *betarnd* , *bexprnd* , *cauchy* , *cuserrnd* , *dusernd* , *exprnd* , *gauss* , *linrand* , *noise* , *pcauchy* , *pinkish* , *poisson* , *rand* , *randh* , *randi* , *rnd31* , *random* , *randomh* , *randomi* , *trirand* , *unirand* , *urd* , and *weibull* .

13.11. Phasors

The opcodes that generate a moving phase value *phasor* and *phasorbnk* .

13.12. Sample Playback

Opcodes that implement sample playback are *bbcutm* , *bbcuts* , *loscil* , *loscil3* , *lphasor* , *lposcil* , *lposcil3* , *sflist* , *sfinstr* , *sfinstr3* , *sfinstr3m* , *sfinstrm* , *sfloat* , *sfpassign* , *sfplay* , *sfplay3* , *sfplay3m* , *sfplaym* , *sfplist* , *sfpreset* , and *waveset* .

13.13. Scanned Synthesis

Scanned synthesis is a variant of physical modeling, where a network of masses connected by springs is used to generate a dynamic waveform. The opcode *scanu* defines the mass/spring network and sets it in motion. The opcode *scans* follows a predefined path (trajectory) around the network and outputs the detected waveform. Several *scans* instances may follow different paths around the same network.

These are highly efficient mechanical modelling algorithms for both synthesis and sonic animation via algorithmic processing. They should run in real-time. Thus, the output is useful either directly as audio, or as controller values for other parameters.

The Csound implementation adds support for a scanning path or matrix. Essentially, this offers the possibility of reconnecting the masses in different orders, causing the signal to propagate quite differently. They do not necessarily need to be connected to their direct neighbors. Essentially, the matrix has the effect of “molding” this surface into a radically different shape.

To produce the matrices, the table format is straightforward. For example, for 4 masses we have the following grid describing the possible connections:

1234	1	2	3	4
------	---	---	---	---

Whenever two masses are connected, the point they define is 1. If two masses are not connected, then the point they define is 0. For example, a unidirectional string has the following connections: (1,2), (2,3), (3,4). If it is bidirectional, it also has (2,1), (3,2), (4,3). For the unidirectional string, the matrix appears:

1234	10100	20010	30001	40000
------	-------	-------	-------	-------

The above table format of the connection matrix is for conceptual convenience only. The actual values shown in the table are obtained by *scans* from an ASCII file using *GEN23* . The actual

ASCII file is created from the table model row by row. Therefore the ASCII file for the example table shown above becomes:

```
0100001000010000
```

This matrix example is very small and simple. In practice, most scanned synthesis instruments will use many more masses than four, so their matrices will be much larger and more complex. See the example in the *scans* documentation.

Please note that the generated dynamic wavetables are very unstable. Certain values for masses, centering, and damping can cause the system to “blow up” and the most interesting sounds to emerge from your loudspeakers!

The supplement to this manual contains a tutorial on scanned synthesis. The tutorial, examples, and other information on scanned synthesis is available from the Scanned Synthesis page at cSounds.com.

Scanned synthesis developed by Bill Verplank, Max Mathews and Rob Shaw at Interval Research between 1998 and 2000.

Opcodes that implement scanned synthesis are *scanhammer* , *scans* , *scantable* , *scanu* , *xscanmap* , *xscans* , and *xscanu* .

13.14. Short-time Fourier Transform (STFT) Resynthesis

Use of PVOC-EX files with the old Csound pvoc opcodes

All the original pvoc opcodes can now read

Opcodes that implement STFT resynthesis are *ktableseg* , *pvadd* , *pvbufread* , *pvcross* , *pvinterp* , *pvoc* , *pvread* , *tableseg* , *tablexseg* , and *vpvoc* .

13.15. Table Access

The opcodes that access tables are *oscil1* , *oscil1i* , *osciln* , *oscilx* , *table* , *table3* , and *tablei* .

13.16. Wave Terrain Synthesis

The opcode that uses wave terrain synthesis is *wterrain* .

13.17. Waveguide Physical Modeling

The opcodes that implement waveguide physical modeling are *pluck* , *repluck* , *wgbow* , *wgbowedbar* , *wgbrass* , *wgclar* , *wgflute* , *wgpluck* , and *wgpluck2* .

13. *Signal Generators*

14. Signal Input and Output

14.1. Signal Input and Output

14.2. File Input and Output

The opcodes for file input and output are *clear* , *dumpk* , *dumpk2* , *dumpk3* , *dumpk4* , *fiopen* , *fin* , *fini* , *fink* , *fout* , *fouti* , *foutir* , *foutk* , *readk* , *readk2* , *readk3* , *readk4* , and *vincr* .

14.3. Input

The opcodes that receive audio signals are: *diskin* , *in* , *in32* , *inch* , *inh* , *ino* , *inq* , *ins* , *invalue* , *inx* , *inz* , and *soundin* .

14.4. Output

The opcodes that write audio signals are: *out* , *out32* , *outc* , *outch* , *outh* , *outo* , *outq* , *outq1* , *outq2* , *outq3* , *outq4* , *outs* , *outs1* , *outs2* , *outvalue* , *outx* , *outz* , and *soundout* .

14.5. Printing and Display

Opcodes for printing and displaying values are *disppft* , *display* , *flashtxt* , *print* , *printk* , *printk2* , and *printks* .

14.6. Sound File Queries

The opcodes that query information about files are *filelen* , *filenchnls* , *filepeak* , and *filesr* .

14. *Signal Input and Output*

15. Signal Modifiers

15.1. Signal Modifiers

15.2. Amplitude Modifiers

The opcodes that modify amplitude are *balance* , *clip* , *dam* , *gain* , and *rms* .

15.3. Convolution and Morphing

The opcodes that convolve and morph signals are *convle* , *convolve* , *cross2* , *dconv* , and *ftmorf* .

15.4. Delay

The opcodes that implement delay are *delay* , *delay1* , *delayr* , *delayw* , *deltap* , *deltap3* , *deltapi* , *deltapn* , *deltapx* , *deltapw* , *multitap* , *vdelay* , *vdelay3* , *vdelayx* , *vdelayxs* , *vdelayxq* , *vdelayxw* , *vdelayxwq* , and *vdelayxws* .

15.5. Envelope Modifiers

The opcodes that modify envelopes are *envlpx* , *envlpxr* , *linen* , and *linenr* .

15.6. Panning and Spatialization

The opcodes that one can use for panning and spatialization are *hrtfer* , *locsend* , *locsig* , *pan* , *space* , *spat3d* , *spat3di* , *spat3dt* , *spdist* , *spsend* , *vbap16* , *vbap16move* , *vbap4* , *vbap4move* , *vbap8* , *vbap8move* , *vbaplsinit* , *vbapz* , and *vbapzmove* .

15.7. Reverberation

The opcodes one can use for reverberation are *alpass* , *babo* , *comb* , *nestedap* , *nreverb* , *reverb2* , *reverb* , *valpass* , and *vcomb* .

15.8. Sample Level Operators

The opcodes one may use to modify signals are *a* , *diff* , *downsamp* , *fold* , *i* , *integ* , *interp* , *ntrpol* , *samphold* , and *upsamp* .

15.9. Signal Limiters

Opcodes that one can use to limit signals are *limit* , *mirror* , and *wrap* .

15.10. Special Effects

Opcodes that generate special effects are *distort1* , *flanger* , *harmon* , *jitter* , *jitter2* , *phaser1* , *phaser2* , *vibr* , and *vibrato* .

15.11. Specialized Filters

The opcodes that recreate specialized filters are *dcblock* , *nlfilt* , and *pareq* .

15.12. Standard Filters

The opcodes for standard filters are *areson* , *aresonk* , *atone* , *atonek* , *atonex* , *biquad* , *biquada* , *butbp* , *butbr* , *buthp* , *butlp* , *butterbp* , *butterbr* , *butterhp* , *butterlp* , *clfilt* , *filter2* , *hilbert* , *lineto* , *lowpass2* , *lowres* , *lowresx* , *lpf18* , *moogvcf* , *port* , *portk* , *reson* , *resonk* , *resonr* , *resonx* , *resony* , *resonz* , *rezzy* , *sfilter* , *tbvcf* , *tlineto* , *tone* , *tonek* , *tonex* , *vlowres* , and *zfilter* .

15.13. Waveguides

The opcodes that use waveguides to modify a signal are *streson* , *wguide1* , and *wguide2* .

16. Spectral Processing

16.1. Spectral Processing

16.2. Non-standard Spectral Processing

These units generate and process non-standard signal data types, such as down-sampled time-domain control signals and audio signals, and their frequency-domain (spectral) representations. The data types (*d* -, *w* -) are self-defining, and the contents are not processable by any other Csound units. These unit generators are experimental, and subject to change between releases, they will also be joined by others later.

The opcodes for non-standard spectral processing are *specaddm* , *specdiff* , *specdisp* , *specfilt* , *spechist* , *specptrk* , *specscal* , *specsum* , and *spectrum* .

16.3. Tools for Real-time Spectral Processing

With these opcodes, two new core facilities are added to Csound. They offer improved audio quality, and fast performance, enabling high-quality analysis and resynthesis (together with transformations) to be applied in real-time to live signals. The original Csound phase vocoder remains unaltered; the new opcodes use an entirely separate set of functions based on “pvoc.c” in the CARL distribution, written by Mark Dolson.

The Csound *dnoise* and *srconv* utilities (also by Dolson, from CARL) also use this pvoc engine. CARL pvoc is also the basis for the phase vocoder included in the Composer’s Desktop Project. A few small but important modifications have been made to the original CARL code to support real-time streaming.

1. Support for the new PVOC-EX analysis file format. This is a fully portable (cross-platform) open file format, supporting three analysis formats, and multi-channel signals. Currently only the standard amplitude+frequency format has been implemented in the opcodes, but the file format itself supports amplitude+phase and complex (real-imaginary) formats. In addition to the new opcodes, the original Csound pvoc opcodes have been extended (and thereby with enhanced audio quality in some cases) to read PVOC-EX files as well as the original (non-portable) format.

Full details of the structure of a PVOC-EX file are available via the website: <http://www.cs.bath.ac.uk/~jpfj/NOS-DREAM/researchdev/pvocew/pvocew.html> . This site also gives details of the freely available console programs pvocew and pvocew2 which can be used to create PVOC-EX files in all supported formats.

2. A new frequency-domain signal type, fully streamable, with *f* as the leading character. In this document it is conveniently referred to as an *fsig* . Primary support for fsigs is provided by the opcodes pvsanal and pvsynth, which perform conventional phase vocoder overlap-add analysis and resynthesis, independently of the orchestra control-rate. The only requirement is that the control-rate *kr* be higher than or equal to the analysis rate, which can be expressed by the requirement that *ksmps* ≤ *overlap*, where *overlap* is the distance in samples between analysis frames, as specified for pvsanal. As *overlap* is typically at least 128, and more usually

16. Spectral Processing

256, this is not an onerous restriction in practice. The opcode *pvsinfo* can be used at init time to acquire the properties of an *fsg*.

The *fsg* enables the nominal separation between the analysis and resynthesis stages of the phase vocoder to be exposed to the Csound programmer, so that not only can alternatives be employed for either or both of these stages (not only oscillator-bank resynthesis, but also the generation of synthetic *fsg* streams), but opcodes, operating on the *fsg* stream, can themselves become more elemental. Thus the *fsg* enables the creation of a true streaming plugin framework for frequency domain signals. With the old *pvoc* opcodes, each opcode is required to act as a resynthesiser, so that facilities such as pitch scaling are duplicated in each opcode; and in many cases the opcodes are parameter-rich. The separation of analysis and synthesis stages by means of the *fsg* encourages the development of a wide range of simple building-block opcodes implementing one or two functions, with which more elaborate processes can be constructed.

This is very much a preliminary and experimental release, and it is possible that the precise definition of the opcodes may change, in response to user feedback. Also, clearly, many new possibilities for opcodes are opened up; these factors may also have a retrospective influence on the opcodes presented here.

Note that some opcode parameters currently have restricted or missing implementation. This is at least in part in order to keep the opcodes simple at this stage, and also because they highlight important design issues on which no decision has yet been made, and on which opinions from users are sought.

One important point about the new signal type is that because the analysis rate is typically much lower than *kr*, new analysis frames are not available on each *k*-cycle. Internally, the opcodes track *ksmps*, and also maintain a frame counter, so that frames are read and written at the correct times; this process is generally transparent to the user. However, it means that *k*-rate signals only act on an *fsg* at the analysis rate, not at each *k*-cycle. The opcode *pvsftw* returns a *k*-rate flag that is set when new *fsg* data is valid.

Because of the nature of the overlap-add system, the use of these opcodes incurs a small but significant delay, or latency, determined by the window size ($\max(\text{ifftsize}, \text{iwinsize})$). This is typically around 23msecs. In this first release, the delay is slightly in excess of the theoretical minimum, and it is hoped that it can be reduced, as the opcodes are further optimized for real-time streaming.

The opcodes for real-time spectral processing are *pvsadsyn* , *pvsanal* , *pvsacross* , *pvsfread* , *pvsftr* , *pvsftw* , *pvsinfo* , *pvsmaska* , and *pvsynth* .

17. The Zak Patch System

17.1. Zak Patch System

The zak opcodes are used to create a system for i-rate, k-rate or a-rate patching. The zak system can be thought of as a global array of variables. These opcodes are useful for performing flexible patching or routing from one instrument to another. The system is similar to a patching matrix on a mixing console or to a modulation matrix on a synthesizer. It is also useful whenever an array of variables is required.

The zak system is initialized by the *zakinit* opcode, which is usually placed just after the other global initializations: *sr* , *kr* , *ksmps* , *nchnls* . The *zakinit* opcode defines two areas of memory, one area for i- and k-rate patching, and the other area for a-rate patching. The *zakinit* opcode may only be called once. Once the zak space is initialized, other zak opcodes can be used to read from, and write to the zak memory space, as well as perform various other tasks.

Opcodes for the zak patch system are *zacl* , *zakinit* , *zamod* , *zar* , *zarg* , *zaw* , *zawm* , *zir* , *ziw* , *ziwm* , *zkel* , *zkmod* , *zkr* , *zkw* , and *zkwm* .

17. *The Zak Patch System*

18. The Standard Numeric Score

18.1. The Standard Numeric Score

18.2. Preprocessing of Standard Scores

A *Score* (a collection of score statements) is divided into time-ordered sections by the *s statement*. Before being read by the orchestra, a score is preprocessed one section at a time. Each section is normally processed by 3 routines: *Carry*, *Tempo*, and *Sort*.

Carry

Within a group of consecutive *i statements* whose p1 whole numbers correspond, any pfield left empty will take its value from the same pfield of the preceding statement. An empty pfield can be denoted by a single point (.) delimited by spaces. No point is required after the last nonempty pfield. The output of Carry preprocessing will show the carried values explicitly. The Carry Feature is not affected by intervening comments or blank lines; it is turned off only by a non- *i statement* or by an *i statement* with unlike p1 whole number.

Three additional features are available for p2 alone: $\hat{+} x$, and $\hat{-} x$. The symbol $\hat{+}$ in p2 will be given the value of p2 + p3 from the preceding i statement. This enables note action times to be automatically determined from the sum of preceding durations. The $\hat{+}$ symbol can itself be carried. It is legal only in p2. E.g.: the statements

```
i1 0 .5 100
i . +
i
```

will result in

```
i1 0 .5 100
i1 .5 .5 100
i1 1 .5 100
```

The symbols $\hat{+} x$ and $\hat{-} x$ determine the current p2 by adding or subtracting, respectively, the value of x from the preceding p2. These may be used in p2 only.

The Carry feature should be used liberally. Its use, especially in large scores, can greatly reduce input typing and will simplify later changes.

Tempo

This operation time warps a score section according to the information in a *t statement*. The tempo operation converts p2 (and, for *i statements*, p3) from original beats into real seconds, since those are the units required by the orchestra. After time warping, score files will be seen to have orchestra-readable format demonstrated by the following: *i p1 p2beats p2seconds p3beats p3seconds p4 p5*

Sort

This routine sorts all action-time statements into chronological order by p2 value. It also sorts coincident events into precedence order. Whenever an *f statement* and an *i statement* have the same p2 value, the *f statement* will precede. Whenever two or more *i statements* have the same p2 value, they will be sorted into ascending p1 value order. If they also have the same p1 value, they will be sorted into ascending p3 value order. Score sorting is done section by section (see *s statement*). Automatic sorting implies that score statements may appear in any order within a section.

N.B.

The operations Carry, Tempo and Sort are combined in a 3-phase single pass over a score file, to produce a new file in orchestra-readable format (see the Tempo example). Processing can be invoked either explicitly by the *Scsort* command, or implicitly by CSound which processes the score before calling the orchestra. Source-format files and orchestra-readable files are both in ASCII character form, and may be either perused or further modified by standard text editors. User-written routines can be used to modify score files before or after the above processes, provided the final orchestra-readable statement format is not violated. Sections of different formats can be sequentially batched; and sections of like format can be merged for automatic sorting.

18.3. Next-P and Previous-P Symbols

At the close of any of the operations *Carry* , *Tempo* , and *Sort* , three additional score features are interpreted during file writeout: next-p, previous-p, and *ramping* .

i statement pfields containing the symbols *np x* or *pp x* (where *x* is some integer) will be replaced by the appropriate pfield value found on the next *i statement* (or previous *i statement*) that has the same p1. For example, the symbol *np 7* will be replaced by the value found in p7 of the next note that is to be played by this instrument. *np* and *pp* symbols are recursive and can reference other *np* and *pp* symbols which can reference others, etc. References must eventually terminate in a real number or a *ramp symbol* . Closed loop references should be avoided. *np* and *pp* symbols are illegal in p1, p2 and p3 (although they may reference these). *np* and *pp* symbols may be Carried. *np* and *pp* references cannot cross a Section boundary. Any forward or backward reference to a non-existent note-statement will be given the value zero.

E.g.: the statements

```
i1 0 1 10 np4 pp5
i1 1 1 20
i1 1 1 30
```

will result in

```
i1 0 1 10 20 0
i1 1 1 20 30 20
i1 2 1 30 0 30
```

np and *pp* symbols can provide an instrument with contextual knowledge of the score, enabling it to glissando or crescendo, for instance, toward the pitch or dynamic of some future event (which may or may not be immediately adjacent). Note that while the *Carry* feature will propagate *np* and *pp* through unsorted statements, the operation that interprets these symbols is acting on a time-warped and fully sorted version of the score.

18.4. Ramping

i statement pfields containing the symbol < will be replaced by values derived from linear interpolation of a time-based ramp. Ramps are anchored at each end by the first real number found in the same pfield of a preceding and following note played by the same instrument. E.g.: the statements

```
i1 0 1 100
i1 1 1 <
i1 2 1 <
i1 3 1 400
i1 4 1 <
i1 5 1 0
```

will result in

```
i1 0 1 100
i1 1 1 200
i1 2 1 300
i1 3 1 400
i1 4 1 200
i1 5 1 0
```

Ramps cannot cross a Section boundary. Ramps cannot be anchored by an *np* or *pp* symbol (although they may be referenced by these). Ramp symbols are illegal in p1, p2 and p3. Ramp symbols may be Carried. Note, however, that while the Carry feature will propagate ramp symbols through unsorted statements, the operation that interprets these symbols is acting on a time-warped and fully sorted version of the score. In fact, time-based linear interpolation is based on warped score-time, so that a ramp which spans a group of accelerating notes will remain linear with respect to strict chronological time.

Starting with Csound version 3.52, using the symbols (or) will result in an exponential interpolation ramp, similar to *expon* . The symbols { and } to define an exponential ramp have been deprecated. Using the symbol ˜ will result in uniform, random distribution between the first and last values of the ramp. Use of these functions must follow the same rules as the linear ramp function.

18.5. Score Macros

Description

Macros are textual replacements which are made in the score as it is being presented to the system. The macro system in Csound is a very simple one, and uses the characters # and \$ to define and call macros. This can allow for simpler score writing, and provide an elementary alternative to full score generation systems. The score macro system is similar to, but independent of, the macro system in the orchestra language.

#define NAME – defines a simple macro. The name of the macro must begin with a letter and can consist of any combination of letters and numbers. Case is significant. This form is limiting, in that the variable names are fixed. More flexibility can be obtained by using a macro with arguments, described below.

#define NAME(*a' b' c'*) – defines a macro with arguments. This can be used in more complex situations. The name of the macro must begin with a letter and can consist of any combination of letters and numbers. Within the replacement text, the arguments can be substituted by the form: \$A. In fact, the implementation defines the arguments as simple macros. There may be up to 5 arguments, and the names may be any choice of letters. Remember that case is significant in macro names.

\$NAME. – calls a defined macro. To use a macro, the name is used following a \$ character. The name is terminated by the first character which is neither a letter nor a number. If it is necessary for the name not to terminate with a space, a period, which will be ignored, can be used to terminate

18. The Standard Numeric Score

the name. The string, $\$NAME$., is replaced by the replacement text from the definition. The replacement text can also include macro calls.

`#undef NAME` – undefines a macro name. If a macro is no longer required, it can be undefined with `#undef NAME`.

Syntax

```
#define NAME # replacement text #  
#define NAME(a' b' c') # replacement text #  
$NAME.  
#undef NAME
```

Initialization

`# replacement text #` – The replacement text is any character string (not containing a `#`) and can extend over multiple lines. The replacement text is enclosed within the `#` characters, which ensure that additional characters are not inadvertently captured.

Performance

Some care is needed with textual replacement macros, as they can sometimes do strange things. They take no notice of any meaning, so spaces are significant. This is why, unlike the C programming language, the definition has the replacement text surrounded by `#` characters. Used carefully, this simple macro system is a powerful concept, but it can be abused.

Another Use For Macros. When writing a complex score it is sometimes all too easy to forget to what the various instrument numbers refer. One can use macros to give names to the numbers. For example

```
#define  
  Flute #i1#  
#define  
  Whoop #i2#  
  
$Flute.  
  0 10 4000 440  
$Whoop.  
  5 1
```

Examples

Example 1. Simple Macro

A note-event has a set of p-fields which are repeated:

```
#define  
  ARGS # 1.01 2.33 138#  
i1 0 1 8.00 1000 $ARGS  
i1 0 1 8.01 1500 $ARGS  
i1 0 1 8.02 1200 $ARGS  
i1 0 1 8.03 1000 $ARGS
```

This will get expanded before sorting into:

```
i1 0 1 8.00 1000 1.01 2.33 138  
i1 0 1 8.01 1500 1.01 2.33 138  
i1 0 1 8.02 1200 1.01 2.33 138  
i1 0 1 8.03 1000 1.01 2.33 138
```


This can save typing, and it makes revisions easier. If there were two sets of p-fields one could have a second macro (there is no real limit on the number of macros one can define).

```
#define
  ARGS1 # 1.01 2.33 138#
#define
  ARGS2 # 1.41 10.33 1.00#
i1 0 1 8.00 1000 $ARGS1
i1 0 1 8.01 1500 $ARGS2
i1 0 1 8.02 1200 $ARGS1
i1 0 1 8.03 1000 $ARGS2
```

Example 2. Macros with arguments

```
#define
  ARG(A) # 2.345 1.03 $A 234.9#
i1 0 1 8.00 1000 $ARG(2.0)
i1 + 1 8.01 1200 $ARG(3.0)
```

which expands to

```
i1 0 1 8.00 1000 2.345 1.03 2.0 234.9
i1 + 1 8.01 1200 2.345 1.03 3.0 234.9
```

Credits

Author: John ffitch

University of Bath/Codemist Ltd.

Bath, UK

April, 1998 (New in Csound version 3.48)

18.6. Multiple File Score

Description

Using the score in more than one file.

Syntax

```
#include "filename"
```

Performance

It is sometimes convenient to have the score in more than one file. This use is supported by the *#include* facility which is part of the macro system. A line containing the text

```
#include
  "filename"
```

where the character “ can be replaced by any suitable character. For most uses the double quote symbol will probably be the most convenient. The file name can include a full path.

This takes input from the named file until it ends, when input reverts to the previous input. There is currently a limit of 20 on the depth of included files and macros.

A suggested use of *#include* would be to define a set of macros which are part of the composer's style. It could also be used to provide repeated sections.

18. The Standard Numeric Score

```
s
#include :section1:
;; Repeat that
s
#include :section1:
```

Alternative methods of doing repeats, use the *r statement* , *m statement* , and *n statement* .

Credits

Author: John ffitc

University of Bath/Codemist Ltd.

Bath, UK

April, 1998 (New in Csound version 3.48)

Thanks to Luis Jure for pointing out the incorrect syntax in multiple file include statement.

18.7. Score Statements

The statements used in scores are *a* , *b* , *e* , *f* , *i* , *m* , *n* , *r* , *s* , *t* , *v* , and *x* .

18.8. Sine/Cosine Generators

The GEN routines that generate sine or cosine values are *GEN09* , *GEN10* , *GEN11* , *GEN19* , *GEN30* , *GEN33* , and *GEN34* .

18.9. Line/Exponential Segment Generators

GEN routines that generate tables with linear or exponential segments are *GEN05* , *GEN06* , *GEN07* , *GEN08* , *GEN16* , *GEN25* , and *GEN27* .

18.10. File Access GEN Routines

The GEN routines that access files are *GEN01* , *GEN23* , and *GEN28* .

18.11. Numeric Value Access GEN Routines

The GEN routines that generate tables from numeric values are *GEN02* and *GEN17* .

18.12. Window Function GEN Routines

The GEN routine for window functions is *GEN20* .

18.13. Random Function GEN Routines

GEN routines that generate random distributions are *GEN21* , *GEN40* , *GEN41* , and *GEN42* .

18.14. Waveshaping GEN Routines

The GEN routines that have waveshaping functionality are *GEN03* , *GEN13* , *GEN14* , and *GEN15* .

18.15. Amplitude Scaling GEN Routines

GEN routines that perform amplitude scaling are *GEN04* , *GEN12* , and *GEN24* .

18.16. Mixing GEN Routines

GEN routines that mix together waveforms are *GEN18* , *GEN31* , and *GEN32* .

18. *The Standard Numeric Score*

19. Orchestra Opcodes and Operators

19.1. abetarand

abetarand – Deprecated.

Description

Deprecated as of version 3.49. Use the *betarand* opcode instead.

19.2. abexprnd

abexprnd – Deprecated.

Description

Deprecated as of version 3.49. Use the *bexprnd* opcode instead.

19.3. abs

abs – Returns an absolute value.

Description

Returns the absolute value of x .

Syntax

abs (x) (no rate restriction)

where the argument within the parentheses may be an expression. Value converters perform arithmetic translation from units of one kind to units of another. The result can then be a term in a further expression.

Examples

Here is an example of the abs opcode. It uses the files *abs.orc* and *abs.sco* .

Example 1. Example of the abs opcode.

```
/* abs.orc */
; Initialize the global variables.
sr = 44100
kr = 4410
ksmps = 10
```

19. Orchestra Opcodes and Operators

```
nchnls = 1
; Instrument #1.
instr 1
  i1 = -6
  i2 = abs(i1)

  print i2
endin
/* abs.orc */

/* abs.sco */
; Play Instrument #1 for one second.
i 1 0 1
e
/* abs.sco */
```

Its output should include lines like:

```
instr 1: i2 = 6.000
```

See Also

exp , *frac* , *int* , *log* , *log10* , *i* , *sqrt*

Credits

Example written by Kevin Conder.

19.4. *acauchy*

acauchy – Deprecated.

Description

Deprecated as of version 3.49. Use the *cauchy* opcode instead.

19.5. *active*

active – Returns the number of active instances of an instrument.

Description

Returns the number of active instances of an instrument.

Syntax

ir **active** insnum

kr **active** kinsnum

Initialization

insnum – number of the instrument to be reported

Performance

kinsnum – number of the instrument to be reported

active returns the number of active instances of instrument number *insnum*/*kinsnum*. As of Csound4.17 the output is updated at k-rate (if input arg is k-rate), to allow running count of instr instances.

Examples

Here is a simple example of the active opcode. It uses the files *active.orc* and *active.sco*.

Example 1. Simple example of the active opcode.

```
/* active.orc */
; Initialize the global variables.
sr = 44100
kr = 4410
ksmps = 10
nchnls = 1

; Instrument #1 - a noisy waveform.
instr 1
; Generate a really noisy waveform.
anoisy rand 44100
; Turn down its amplitude.
aoutput gain anoisy, 2500
; Send it to the output.
out aoutput
endin

; Instrument #2 - counts active instruments.
instr 2
; Count the active instances of Instrument #1.
icount active 1
; Print the number of active instances.
print icount
endin
/* active.orc */

/* active.sco */
; Start the first instance of Instrument #1 at 0:00 seconds.
i 1 0.0 3.0

; Start the second instance of Instrument #1 at 0:015 seconds.
i 1 1.5 1.5

; Play Instrument #2 at 0:01 seconds, when we have only
; one active instance of Instrument #1.
i 2 1.0 0.1

; Play Instrument #2 at 0:02 seconds, when we have
; two active instances of Instrument #1.
i 2 2.0 0.1
e
/* active.sco */
```

Its output should include lines like this:

```
instr 2: icount = 1.000
instr 2: icount = 2.000
```

Here is a more advanced example of the active opcode. It displays the results of the active opcode at k-rate instead of i-rate. It uses the files *active_k.orc* and *active_k.sco*.

Example 2. Example of the active opcode at k-rate.

```
/* active_k.orc */
; Initialize the global variables.
sr = 44100
kr = 4410
ksmps = 10
nchnls = 1

; Instrument #1 - a noisy waveform.
instr 1
```

19. Orchestra Opcodes and Operators

```
; Generate a really noisy waveform.
anoisy rand 44100
; Turn down its amplitude.
aoutput gain anoisy, 2500
; Send it to the output.
out aoutput
endin

; Instrument #2 - counts active instruments at k-rate.
instr 2
; Count the active instances of Instrument #1.
kcount active 1
; Print the number of active instances.
printk2 kcount
endin
/* active_k.orc */

/* active_k.sco */
; Start the first instance of Instrument #1 at 0:00 seconds.
i 1 0.0 3.0

; Start the second instance of Instrument #1 at 0:015 seconds.
i 1 1.5 1.5

; Play Instrument #2 at 0:01 seconds, when we have only
; one active instance of Instrument #1.
i 2 1.0 0.1

; Play Instrument #2 at 0:02 seconds, when we have
; two active instances of Instrument #1.
i 2 2.0 0.1
e
/* active_k.sco */
```

Its output should include lines like:

```
i2      1.00000
i2      2.00000
```

Credits

Author: John ffitch University of Bath/Codemist Ltd. Bath, UK July, 1999

Examples written by Kevin Conder.

New in Csound version 3.57

19.6. +

+ - Addition operator

Description

Arithmetic operators perform operations of change-sign (negate), don't-change-sign, logical AND logical OR, add, subtract, multiply and divide. Note that a value or an expression may fall between two of these operators, either of which could take it as its left or right argument, as in

$a + b * c$.

In such cases three rules apply:

1. * and / bind to their neighbors more strongly than + and -;. Thus the above expression is taken as

$a + (b * c)$

with * taking b and c and then + taking a and b * c.

2. `+` and `@@`; bind more strongly than `&&`, which in turn is stronger than `||`:

`a && b - c || d`
is taken as

`(a && (b - c)) || d`

3. When both operators bind equally strongly, the operations are done left to right:

`a - b - c i`
is taken as

`(a - b) - c`

Parentheses may be used as above to force particular groupings.

Syntax

`+ a` (no rate restriction)

where the arguments *a* and *b* may be further expressions.

Examples

Here is an example of the `+` operator. It uses the files `adds.orc` and `adds.sco`.

Example 1. Example of the `+` operator.

```
/* adds.orc */
; Initialize the global variables.
sr = 44100
kr = 4410
ksmps = 10
nchnls = 1

; Instrument #1.
instr 1
  i1 = 24 + 8
  print i1
endin
/* adds.orc */

/* adds.sco */
; Play Instrument #1 for one second.
i 1 0 1
e
/* adds.sco */
```

Its output should include lines like:

```
instr 1: i1 = 32.000
```

See Also

`-`, `@@`, `||`, `*`, `/`, `^`, `%`

Credits

Example written by Kevin Conder.

19.7. `adsr`

`adsr` – Calculates the classical ADSR envelope using linear segments.

Description

Calculates the classical ADSR envelope using linear segments.

Syntax

ar **adsr** *iatt*, *idec*, *islev*, *irel* [, *idel*]

kr **adsr** *iatt*, *idec*, *islev*, *irel* [, *idel*]

Initialization

iatt – duration of attack phase

idec – duration of decay

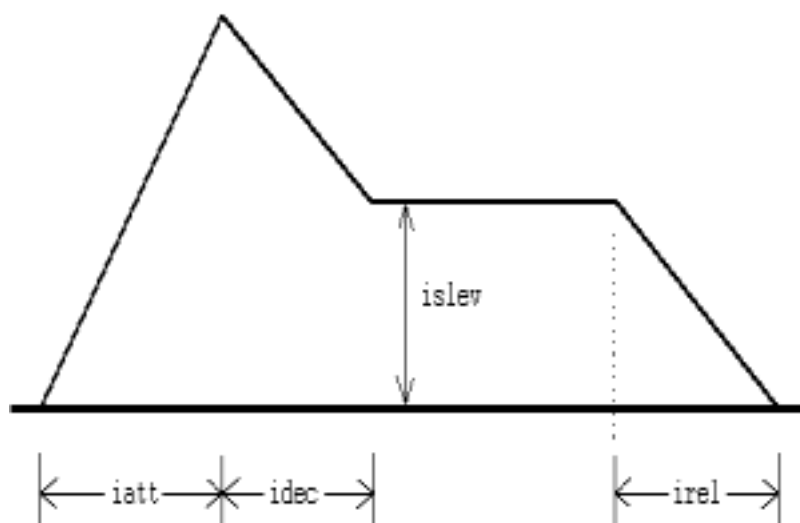
islev – level for sustain phase

irel – duration of release phase

idel – period of zero before the envelope starts

Performance

The envelope is the range 0 to 1 and may need to be scaled further. The envelope may be described as:



Picture of an ADSR envelope.

The length of the sustain is calculated from the length of the note. This means *adsr* is not suitable for use with MIDI events. The opcode *madsr* uses the *linsegr* mechanism, and so can be used in MIDI applications.

adsr is new in Csound version 3.49.

Examples

Here is an example of the adsr opcode. It uses the files *adsr.orc* and *adsr.sco*.

Example 1. Example of the adsr opcode.

```
/* adsr.orc */
; Initialize the global variables.
sr = 44100
kr = 4410
ksmps = 10
nchnls = 1

; Instrument #1 - a simple instrument.
instr 1
  ; Set the amplitude.
  kamp init 20000
  ; Get the frequency from the fourth p-field.
  kcps = cpspch(p4)

  a1 vco kamp, kcps, 1
  out a1
endin

; Instrument #2 - instrument with an ADSR envelope.
instr 2
  iatt = 0.05
  idec = 0.5
  islev = 0.08
  irel = 0.008

  ; Create an amplitude envelope.
  kenv adsr iatt, idec, islev, irel
  kamp = kenv * 20000

  ; Get the frequency from the fourth p-field.
  kcps = cpspch(p4)

  a1 vco kamp, kcps, 1
  out a1
endin
/* adsr.orc */
```

```
/* adsr.sco */
; Table #1, a sine wave.
f 1 0 16384 10 1

; Set the tempo to 120 beats per minute.
t 0 120

; Play a melody with Instrument #1.
; p4 = frequency in pitch-class notation.
i 1 0 1 8.04
i 1 1 1 8.04
i 1 2 1 8.05
i 1 3 1 8.07
i 1 4 1 8.07
i 1 5 1 8.05
i 1 6 1 8.04
i 1 7 1 8.02
i 1 8 1 8.00
i 1 9 1 8.00
i 1 10 1 8.02
i 1 11 1 8.04
i 1 12 2 8.04
i 1 14 2 8.02

; Repeat the melody with Instrument #2.
; p4 = frequency in pitch-class notation.
i 2 16 1 8.04
i 2 17 1 8.04
i 2 18 1 8.05
i 2 19 1 8.07
i 2 20 1 8.07
i 2 21 1 8.05
i 2 22 1 8.04
i 2 23 1 8.02
i 2 24 1 8.00
i 2 25 1 8.00
i 2 26 1 8.02
i 2 27 1 8.04
i 2 28 2 8.04
```

```
i 2 30 2 8.02
e
/* adsr.sco */
```

See Also

madsr , *mxadsr* , *xadsr*

Credits

Example written by Kevin Conder.

19.8. adsyn

adsyn – Output is an additive set of individually controlled sinusoids, using an oscillator bank.

Description

Output is an additive set of individually controlled sinusoids, using an oscillator bank.

Syntax

ar **adsyn** kamod, kfmmod, ksmmod, ifilcod

Initialization

ifilcod – integer or character-string denoting a control-file derived from analysis of an audio signal. An integer denotes the suffix of a file *adsyn.m* or *pvoc.m* ; a character-string (in double quotes) gives a filename, optionally a full pathname. If not fullpath, the file is sought first in the current directory, then in the one given by the environment variable *SADIR* (if defined). *adsyn* control contains breakpoint amplitude- and frequency-envelope values organized for oscillator resynthesis, while *pvoc* control contains similar data organized for fft resynthesis. Memory usage depends on the size of the files involved, which are read and held entirely in memory during computation but are shared by multiple calls (see also *lpread*).

Performance

kamod – amplitude factor of the contributing partials.

kfmmod – frequency factor of the contributing partials. It is a control-rate transposition factor: a value of 1 incurs no transposition, 1.5 transposes up a perfect fifth, and .5 down an octave.

ksmmod – speed factor of the contributing partials.

adsyn synthesizes complex time-varying timbres through the method of additive synthesis. Any number of sinusoids, each individually controlled in frequency and amplitude, can be summed by high-speed arithmetic to produce a high-fidelity result.

Component sinusoids are described by a control file describing amplitude and frequency tracks in millisecond breakpoint fashion. Tracks are defined by sequences of 16-bit binary integers:

-1, time, amp, time, amp,...

-2, time, freq, time, freq,...

such as from hetrodyne filter analysis of an audio file. (For details see *hetro* .) The instantaneous amplitude and frequency values are used by an internal fixed-point oscillator that adds each active partial into an accumulated output signal. While there is a practical limit (limit removed in version 3.47) on the number of contributing partials, there is no restriction on their behavior over time. Any sound that can be described in terms of the behavior of sinusoids can be synthesized by *adsyn* alone.

Sound described by an *adsyn* control file can also be modified during re-synthesis. The signals *kamod*, *kfmod* , *ksmod* will modify the amplitude, frequency, and speed of contributing partials. These are multiplying factors, with *kfmod* modifying the frequency and *ksmod* modifying the *speed* with which the millisecond breakpoint line-segments are traversed. Thus .7, 1.5, and 2 will give rise to a softer sound, a perfect fifth higher, but only half as long. The values 1,1,1 will leave the sound unmodified. Each of these inputs can be a control signal.

Examples

Here is an example of the *adsyn* opcode. It uses the files *adsyn.orc* , *adsyn.sco* , and *kickroll.het* . The file “kickroll.het” was created by using the *hetro* utility with the audio file *kickroll.wav* .

Example 1. Example of the *adsyn* opcode.

```
/* adsyn.orc */
; Initialize the global variables.
sr = 44100
kr = 4410
ksmps = 10
nchnls = 1

; Instrument #1.
instr 1
; If the modulation amounts are set to 1, adsyn
; will not perform any special modulation.
kamod init 1
kfmod init 1
ksmod init 1

; Re-synthesizes the file "kickroll.het".
a1 adsyn kamod, kfmod, ksmod, "kickroll.het"

out a1 * 32768
endin
/* adsyn.orc */
```

```
/* adsyn.sco */
; Play Instrument #1 for one second.
i 1 0 1
e
/* adsyn.sco */
```

Credits

Example written by Kevin Conder.

19.9. *adsynt*

adsynt – Performs additive synthesis with an arbitrary number of partials, not necessarily harmonic.

Description

Performs additive synthesis with an arbitrary number of partials, not necessarily harmonic.

Syntax

ar **adsynt** *kamp*, *kcps*, *iwfn*, *ifreqfn*, *iampfn*, *icnt* [, *iphs*]

Initialization

iwfn – table containing a waveform, usually a sine. Table values are not interpolated for performance reasons, so larger tables provide better quality.

ifreqfn – table containing frequency values for each partial. *ifreqfn* may contain beginning frequency values for each partial, but is usually used for generating parameters at runtime with *tablew*. Frequencies must be relative to *kcps*. Size must be at least *icnt*.

iampfn – table containing amplitude values for each partial. *iampfn* may contain beginning amplitude values for each partial, but is usually used for generating parameters at runtime with *tablew*. Amplitudes must be relative to *kamp*. Size must be at least *icnt*.

icnt – number of partials to be generated

iphs – initial phase of each oscillator, if *iphs* = -1, initialization is skipped. If *iphs* > 1, all phases will be initialized with a random value.

Performance

kamp – amplitude of note

kcps – base frequency of note. Partial frequencies will be relative to *kcps*.

Frequency and amplitude of each partial is given in the two tables provided. The purpose of this opcode is to have an instrument generate synthesis parameters at k-rate and write them to global parameter tables with the *tablew* opcode.

Examples

Here is an example of the *adsynt* opcode. It uses the files *adsynt.orc* and *adsynt.sco*. These two instruments perform additive synthesis. The output of each sounds like a Tibetan bowl. The first one is static, as parameters are only generated at init-time. In the second one, parameters are continuously changed.

Example 1. Example of the *adsynt* opcode.

```
/* adsynt.orc */
; Initialize the global variables.
sr = 44100
kr = 4410
ksmps = 10
nchnls = 1

; Generate a sinewave table.
giwave ftgen 1, 0, 1024, 10, 1
; Generate two empty tables for adsynt.
gifrqs ftgen 2, 0, 32, 7, 0, 32, 0
; A table for frequency and amp parameters.
giamps ftgen 3, 0, 32, 7, 0, 32, 0

; Generates parameters at init time
instr 1
; Generate 10 voices.
icnt = 10
```

```

; Init loop index.
index = 0

; Loop only executed at init time.
loop:
; Define non-harmonic partials.
ifreq pow index + 1, 1.5
; Define amplitudes.
iamp = 1 / (index+1)
; Write to tables.
tableiw ifreq, index, gifrqs
; Used by adsynt.
tableiw iamp, index, giamps

index = index + 1
; Do loop/
if (index < icnt) igoto loop

asig adsynt 5000, 150, giwave, gifrqs, giamps, icnt
out asig
endin

; Generates parameters every k-cycle.
instr 2
; Generate 10 voices.
icnt = 10
; Reset loop index.
kindex = 0

; Loop executed every k-cycle.
loop:
; Generate lfo for frequencies.
kspeed pow kindex + 1, 1.6
; Individual phase for each voice.
kphas phasorbk kspeed * 0.7, kindex, icnt
klfo table kphas, giwave, 1
; Arbitrary parameter twiddling...
kdepth pow 1.4, kindex
kfreq pow kindex + 1, 1.5
kfreq = kfreq + klfo*0.006*kdepth

; Write freqs to table for adsynt.
tablew kfreq, kindex, gifrqs

; Generate lfo for amplitudes.
kspeed pow kindex + 1, 0.8
; Individual phase for each voice.
kphas phasorbk kspeed*0.13, kindex, icnt, 2
klfo table kphas, giwave, 1
; Arbitrary parameter twiddling...
kamp pow 1 / (kindex + 1), 0.4
kamp = kamp * (0.3+0.35*(klfo+1))

; Write amps to table for adsynt.
tablew kamp, kindex, giamps

kindex = kindex + 1
; Do loop.
if (kindex < icnt) kgoto loop

asig adsynt 5000, 150, giwave, gifrqs, giamps, icnt
out asig
endin
/* adsynt.orc */

/* adsynt.sco */
; Play Instrument #1 for 2.5 seconds.
i 1 0 2.5
; Play Instrument #2 for 2.5 seconds.
i 2 3 2.5
e
/* adsynt.sco */

```

Credits

Author: Peter Neubäcker Munich, Germany August, 1999

New in Csound version 3.58

19.10. aexprand

aexprand – Deprecated.

Description

Deprecated as of version 3.49. Use the *exprand* opcode instead.

19.11. aftouch

aftouch – Get the current after-touch value for this channel.

Description

Get the current after-touch value for this channel.

Syntax

```
kaft aftouch [imin] [, imax]
```

Initialization

imin (optional, default=0) – minimum limit on values obtained.

imax (optional, default=127) – maximum limit on values obtained.

Performance

Get the current after-touch value for this channel. Note that this access to pitch-bend data is independent of the MIDI pitch, enabling the value here to be used for any arbitrary purpose.

Examples

Here is an example of the *aftouch* opcode. It uses the files *aftouch.orc* and *aftouch.sco* .

Example 1. Example of the *aftouch* opcode.

```
/* aftouch.orc */
; Initialize the global variables.
sr = 44100
kr = 4410
ksmps = 10
nchnls = 1

; Instrument #1.
instr 1
  k1 aftouch

  printk2 k1
endin
/* aftouch.orc */

/* aftouch.sco */
; Play Instrument #1 for 12 seconds.
i 1 0 12
e
/* aftouch.sco */
```


See Also

ampmidi , *cpsmidi* , *cpsmidib* , *midictrl* , *notnum* , *octmidi* , *octmidib* , *pchbend* , *pchmidi* , *pchmidib* , *veloc*

Credits

Author: Barry L. Vercoe - Mike Berry MIT - Mills May 1997
Example written by Kevin Conder.

19.12. *agauss*

agauss – Deprecated.

Description

Deprecated as of version 3.49. Use the *gauss* opcode instead.

19.13. *agogobel*

agogobel – Deprecated.

Description

Deprecated as of version 3.52. Use the *gogobel* opcode instead.

19.14. *alinrand*

alinrand – Deprecated.

Description

Deprecated as of version 3.49. Use the *linrand* opcode instead.

19.15. *alpass*

alpass – Reverberates an input signal with a flat frequency response.

Description

Reverberates an input signal with a flat frequency response.

Syntax

ar **alpass** asig, krvt, ilpt [, iskip] [, insmps]

Initialization

ilpt – loop time in seconds, which determines the “echo density” of the reverberation. This in turn characterizes the “color” of the filter whose frequency response curve will contain $ilpt * sr / 2$ peaks spaced evenly between 0 and $sr / 2$ (the Nyquist frequency). Loop time can be as large as available memory will permit. The space required for an n second loop is $4n * sr$ bytes. The delay space is allocated and returned as in *delay* .

iskip (optional, default=0) – initial disposition of delay-loop data space (cf. *reson*). The default value is 0.

insmps (optional, default=0) – delay amount, as a number of samples.

Performance

krvt – the reverberation time (defined as the time in seconds for a signal to decay to 1/1000, or 60dB down from its original amplitude).

This filter reiterates the input with an echo density determined by loop time *ilpt* . The attenuation rate is independent and is determined by *krvt* , the reverberation time (defined as the time in seconds for a signal to decay to 1/1000, or 60dB down from its original amplitude). Output will begin to appear immediately.

Examples

Here is an example of the *alpass* opcode. It uses the files *alpass.orc* and *alpass.sco* .

Example 1. Example of the *alpass* opcode.

```
/* alpass.orc */
; Initialize the global variables.
sr = 44100
kr = 4410
ksmps = 10
nchnls = 1

; Initialize the audio mixer.
gamix init 0

; Instrument #1.
instr 1
; Generate a source signal.
a1 oscili 30000, cpspch(p4), 1
; Output the direct sound.
out a1

; Add the source signal to the audio mixer.
gamix = gamix + a1
endin

; Instrument #99 (highest instr number executed last)
instr 99
krvt = 1.5
ilpt = 0.1

; Filter the mixed signal.
a99 alpass gamix, krvt, ilpt
; Output the result.
out a99

; Empty the mixer for the next pass.
gamix = 0
endin
/* alpass.orc */
```

```
/* alpass.sco */
; Table #1, a sine wave.
f 1 0 128 10 1

; p4 = frequency (in a pitch-class)
```

```

; Play Instrument #1 for a tenth of a second, p4=7.00
i 1 0 0.1 7.00
; Play Instrument #1 for a tenth of a second, p4=7.02
i 1 1 0.1 7.02
; Play Instrument #1 for a tenth of a second, p4=7.04
i 1 2 0.1 7.04
; Play Instrument #1 for a tenth of a second, p4=7.06
i 1 3 0.1 7.06

; Make sure the filter remains active.
i 99 0 5
e
/* alpass.sco */

```

See Also

comb , *reverb* , *valpass* , *vcomb*

Credits

Author: William “Pete” Moss (*vcomb* and *valpass*) University of Texas at Austin Austin, Texas USA Janu
 Example written by Kevin Conder.

19.16. *ampdb*

ampdb – Returns the amplitude equivalent of the decibel value *x*.

Description

Returns the amplitude equivalent of the decibel value *x*. Thus:

- 60 dB = 1000
- 66 dB = 1995.262
- 72 dB = 3891.07
- 78 dB = 7943.279
- 84 dB = 15848.926
- 90 dB = 31622.764

Syntax

ampdb (*x*) (no rate restriction)

Examples

Here is an example of the *ampdb* opcode. It uses the files *ampdb.orc* and *ampdb.sco* .

Example 1. Example of the *ampdb* opcode.

19. Orchestra Opcodes and Operators

```
/* ampdb.orc */
; Initialize the global variables.
sr = 44100
kr = 4410
ksmps = 10
nchnls = 1

; Instrument #1.
instr 1
  idb = 90
  iamp = ampdb(idb)

  print iamp
endin
/* ampdb.orc */
```

```
/* ampdb.sco */
; Play Instrument #1 for one second.
i 1 0 1
e
/* ampdb.sco */
```

Its output should include lines like:

```
instr 1: iamp = 31622.764
```

See Also

ampdbfs , *db* , *dbamp* , *dbfsamp*

Credits

Example written by Kevin Conder.

19.17. ampdbfs

ampdbfs – Returns the amplitude equivalent of the decibel value *x*, which is relative to full scale amplitude.

Description

Returns the amplitude equivalent of the decibel value *x*, which is relative to full scale amplitude. Full scale is assumed to be 16 bit. New in Csound version 4.10.

Syntax

ampdbfs (*x*) (no rate restriction)

Examples

Here is an example of the *ampdbfs* opcode. It uses the files *ampdbfs.orc* and *ampdbfs.sco* .

Example 1. Example of the *ampdbfs* opcode.

```
/* ampdbfs.orc */
; Initialize the global variables.
sr = 44100
kr = 4410
ksmps = 10
nchnls = 1
```

```

; Instrument #1.
instr 1
  idb = -1
  iamp = ampdbfs(idb)

  print iamp
endin
/* ampdbfs.orc */

```

```

/* ampdbfs.sco */
; Play Instrument #1 for one second.
i 1 0 1
e
/* ampdbfs.sco */

```

Its output should include lines like:

```
instr 1: iamp = 29203.621
```

See Also

ampdb , *dbamp* , *dbfsamp*

Credits

Example written by Kevin Conder.

19.18. *ampmidi*

ampmidi – Get the velocity of the current MIDI event.

Description

Get the velocity of the current MIDI event.

Syntax

iamp **ampmidi** *iscal* [, *ifn*]

Initialization

iscal – i-time scaling factor

ifn (optional, default=0) – function table number of a normalized translation table, by which the incoming value is first interpreted. The default value is 0, denoting no translation.

Performance

Get the velocity of the current MIDI event, optionally pass it through a normalized translation table, and return an amplitude value in the range 0 - *iscal* .

Examples

Here is an example of the `ampmidi` opcode. It uses the files `ampmidi.orc` and `ampmidi.sco`.

Example 1. Example of the `ampmidi` opcode.

```
/* ampmidi.orc */
; Initialize the global variables.
sr = 44100
kr = 4410
ksmps = 10
nchnls = 1

; Instrument #1.
instr 1
; Scale the amplitude between 0 and 1.
i1 ampmidi 1

print i1
endin
/* ampmidi.orc */
```

```
/* ampmidi.sco */
; Play Instrument #1 for 12 seconds.
i 1 0 12
e
/* ampmidi.sco */
```

See Also

aftouch, *cpsmidi*, *cpsmidib*, *midictrl*, *notnum*, *octmidi*, *octmidib*, *pchbend*, *pchmidi*, *pchmidib*, *veloc*

Credits

Author: Barry L. Vercoe - Mike Berry MIT - Mills May 1997

Example written by Kevin Conder.

19.19. `apcauchy`

`apcauchy` – Deprecated.

Description

Deprecated as of version 3.49. Use the *pcauchy* opcode instead.

19.20. `apoisson`

`apoisson` – Deprecated.

Description

Deprecated as of version 3.49. Use the *poisson* opcode instead.

19.21. apow

apow – Deprecated.

Description

Deprecated as of version 3.48. Use the *pow* opcode instead.

19.22. areson

areson – A notch filter whose transfer functions are the complements of the reson opcode.

Description

A notch filter whose transfer functions are the complements of the reson opcode.

Syntax

ar **areson** asig, kcf, kbw [, iscl] [, iskip]

Initialization

iscl (optional, default=0) – coded scaling factor for resonators. A value of 1 signifies a peak response factor of 1, i.e. all frequencies other than kcf are attenuated in accordance with the (normalized) response curve. A value of 2 raises the response factor so that its overall RMS value equals 1. (This intended equalization of input and output power assumes all frequencies are physically present; hence it is most applicable to white noise.) A zero value signifies no scaling of the signal, leaving that to some later adjustment (see *balance*). The default value is 0.

iskip (optional, default=0) – initial disposition of internal data space. Since filtering incorporates a feedback loop of previous output, the initial status of the storage space used is significant. A zero value will clear the space; a non-zero value will allow previous information to remain. The default value is 0.

Performance

ar – the output signal at audio rate.

asig – the input signal at audio rate.

kcf – the center frequency of the filter, or frequency position of the peak response.

kbw – bandwidth of the filter (the Hz difference between the upper and lower half-power points).

areson is a filter whose transfer functions is the complement of *reson*. Thus *areson* is a notch filter whose transfer functions represents the “filtered out” aspects of their complements. However, power scaling is not normalized in *areson* but remains the true complement of the corresponding unit. Thus an audio signal, filtered by parallel matching *reson* and *areson* units, would under addition simply reconstruct the original spectrum.

This property is particularly useful for controlled mixing of different sources (see *lpreson*). Complex response curves such as those with multiple peaks can be obtained by using a bank of suitable filters in series. (The resultant response is the product of the component responses.) In such cases, the

19. Orchestra Opcodes and Operators

combined attenuation may result in a serious loss of signal power, but this can be regained by the use of *balance* .

Examples

Here is an example of the *areson* opcode. It uses the files *areson.orc* and *areson.sco* .

Example 1. Example of the *areson* opcode.

```
/* areson.orc */
; Initialize the global variables.
sr = 22050
kr = 2205
ksmps = 10
nchnls = 1

; Instrument #1 - an unfiltered noise waveform.
instr 1
; Generate a white noise signal.
asig rand 20000

out asig
endin

; Instrument #2 - a filtered noise waveform.
instr 2
; Generate a white noise signal.
asig rand 20000

; Filter it using the areson opcode.
kcf init 1000
kbw init 100
afilt areson asig, kcf, kbw

; Clip the filtered signal's amplitude to 85 dB.
out a1 clip afilt, 2, ampdb(85)
endin
/* areson.orc */

/* areson.sco */
; Play Instrument #1 for two seconds.
i 1 0 2
; Play Instrument #2 for two seconds.
i 2 2 2
e
/* areson.sco */
```

See Also

aresonk , *atone* , *atonek* , *port* , *portk* , *reson* , *resonk* , *tone* , *tonek*

19.23. aresonk

aresonk – A notch filter whose transfer functions are the complements of the *reson* opcode.

Description

A notch filter whose transfer functions are the complements of the *reson* opcode.

Syntax

kr **aresonk** ksig, kcf, kbw [, iscl] [, iskip]

Initialization

iscl (optional, default=0) – coded scaling factor for resonators. A value of 1 signifies a peak response factor of 1, i.e. all frequencies other than *kcf* are attenuated in accordance with the (normalized) response curve. A value of 2 raises the response factor so that its overall RMS value equals 1. (This intended equalization of input and output power assumes all frequencies are physically present; hence it is most applicable to white noise.) A zero value signifies no scaling of the signal, leaving that to some later adjustment (see *balance*). The default value is 0.

iskip (optional, default=0) – initial disposition of internal data space. Since filtering incorporates a feedback loop of previous output, the initial status of the storage space used is significant. A zero value will clear the space; a non-zero value will allow previous information to remain. The default value is 0.

Performance

kr – the output signal at control-rate.

ksig – the input signal at control-rate.

kcf – the center frequency of the filter, or frequency position of the peak response.

kbw – bandwidth of the filter (the Hz difference between the upper and lower half-power points).

aresonk is a filter whose transfer functions is the complement of *reson* . Thus *aresonk* is a notch filter whose transfer functions represents the “filtered out” aspects of their complements. However, power scaling is not normalized in *aresonk* but remains the true complement of the corresponding unit.

See Also

areson , *atone* , *atonek* , *port* , *portk* , *reson* , *resonk* , *tone* , *tonek*

19.24. =

= – Performs a simple assignment.

Syntax

ar = *xarg*

ir = *iarg*

kr = *karg*

Description

Performs a simple assignment.

Initialization

= (simple assignment) - Put the value of the expression *iarg* (*karg*, *xarg*) into the named result. This provides a means of saving an evaluated result for later use.

Examples

Here is an example of the assign opcode. It uses the files *assign.orc* and *assign.sco* .

Example 1. Example of the assign opcode.

```
/* assign.orc */
; Initialize the global variables.
sr = 44100
kr = 4410
ksmps = 10
nchnls = 1

; Instrument #1.
instr 1
; Assign a value to the variable i1.
i1 = 1234

; Print the value of the i1 variable.
print i1
endin
/* assign.orc */
```

```
/* assign.sco */
; Play Instrument #1 for one second.
i 1 0 1
e
/* assign.sco */
```

Its output should include a line like this:

```
instr 1: i1 = 1234.000
```

See Also

divz , *init* , *tival*

Credits

Example written by Kevin Conder.

19.25. atone

atone – A notch filter whose transfer functions are the complements of the *tone* opcode.

Description

A notch filter whose transfer functions are the complements of the *tone* opcode.

Syntax

ar **atone** asig, khp [, iskip]

Initialization

iskip (optional, default=0) – initial disposition of internal data space. Since filtering incorporates a feedback loop of previous output, the initial status of the storage space used is significant. A zero value will clear the space; a non-zero value will allow previous information to remain. The default value is 0.

Performance

ar – the output signal at audio rate.

asig – the input signal at audio rate.

khp – the response curve’s half-power point, in Hertz. Half power is defined as peak power / root 2.

atone is a filter whose transfer functions is the complement of *tone* . *atone* is thus a form of high-pass filter whose transfer functions represent the “filtered out” aspects of their complements. However, power scaling is not normalized in *atone* but remains the true complement of the corresponding unit. Thus an audio signal, filtered by parallel matching *tone* and *atone* units, would under addition simply reconstruct the original spectrum.

This property is particularly useful for controlled mixing of different sources (see *lpreson*). Complex response curves such as those with multiple peaks can be obtained by using a bank of suitable filters in series. (The resultant response is the product of the component responses.) In such cases, the combined attenuation may result in a serious loss of signal power, but this can be regained by the use of *balance* .

Examples

Here is an example of the atone opcode. It uses the files *atone.orc* and *atone.sco* .

Example 1. Example of the atone opcode.

```
/* atone.orc */
; Initialize the global variables.
sr = 22050
kr = 2205
ksmps = 10
nchnls = 1

; Instrument #1 - an unfiltered noise waveform.
instr 1
; Generate a white noise signal.
asig rand 20000

out asig
endin

; Instrument #2 - a filtered noise waveform.
instr 2
; Generate a white noise signal.
asig rand 20000

; Filter it using the atone opcode.
khp init 2000
afilt atone asig, khp

; Clip the filtered signal's amplitude to 85 dB.
a1 clip afilt, 2, ampdb(85)
out a1
endin
/* atone.orc */
```

```
/* atone.sco */
; Play Instrument #1 for two seconds.
i 1 0 2
; Play Instrument #2 for two seconds.
i 2 2 2
e
/* atone.sco */
```

See Also

areson , *aresonk* , *atonek* , *port* , *portk* , *reson* , *resonk* , *tone* , *tonek*

19.26. atonek

atonek – A notch filter whose transfer functions are the complements of the *tone* opcode.

Description

A notch filter whose transfer functions are the complements of the *tone* opcode.

Syntax

kr **atonek** ksig, khp [, iskip]

Initialization

iskip (optional, default=0) – initial disposition of internal data space. Since filtering incorporates a feedback loop of previous output, the initial status of the storage space used is significant. A zero value will clear the space; a non-zero value will allow previous information to remain. The default value is 0.

Performance

kr – the output signal at control-rate.

ksig – the input signal at control-rate.

khp – the response curve's half-power point, in Hertz. Half power is defined as peak power / root 2.

atonek is a filter whose transfer functions is the complement of *tonek*. *atonek* is thus a form of high-pass filter whose transfer functions represent the “filtered out” aspects of their complements. However, power scaling is not normalized in *atonek* but remains the true complement of the corresponding unit.

See Also

areson, *aresonk*, *atone*, *port*, *portk*, *reson*, *resonk*, *tone*, *tonek*

19.27. atonex

atonex – Emulates a stack of filters using the *atone* opcode.

Description

atonex is equivalent to a filter consisting of more layers of *atone* with the same arguments, serially connected. Using a stack of a larger number of filters allows a sharper cutoff. They are faster than using a larger number instances in a Csound orchestra of the old opcodes, because only one initialization and k-cycle are needed at time and the audio loop falls entirely inside the cache memory of processor.

Syntax

ar **atonex** asig, khp [, inumlayer] [, iskip]

Initialization

inumlayer (optional) – number of elements in the filter stack. Default value is 4.

iskip (optional, default=0) – initial disposition of internal data space. Since filtering incorporates a feedback loop of previous output, the initial status of the storage space used is significant. A zero value will clear the space; a non-zero value will allow previous information to remain. The default value is 0.

Performance

asig – input signal

khp – the response curve's half-power point. Half power is defined as peak power / root 2.

See Also

resonx , *tonex*

Credits

Author: Gabriel Maldonado (adapted by John fitch) Italy
New in Csound version 3.49

19.28. *atrirand*

atrirand – Deprecated.

Description

Deprecated as of version 3.49. Use the *trirand* opcode instead.

19.29. *aunirand*

aunirand – Deprecated.

Description

Deprecated as of version 3.49. Use the *unirand* opcode instead.

19.30. *aweibull*

aweibull – Deprecated.

Description

Deprecated as of version 3.49. Use the *weibull* opcode instead.

19.31. babo

babo – A physical model reverberator.

Description

babo stands for *ball-within-the-box*. It is a physical model reverberator based on the paper by Davide Rocchesso “The Ball within the Box: a sound-processing metaphor”, Computer Music Journal, Vol 19, N.4, pp.45-47, Winter 1995.

The resonator geometry can be defined, along with some response characteristics, the position of the listener within the resonator, and the position of the sound source.

Syntax

a1, a2 **babo** asig, ksrcx, ksrcy, ksrcz, irx, iry, irz [, idiff] [, ifno]

Initialization

irx, *iry*, *irz* – the coordinates of the geometry of the resonator (length of the edges in meters)

idiff – is the coefficient of diffusion at the walls, which regulates the amount of diffusion (0-1, where 0 = no diffusion, 1 = maximum diffusion - default: 1)

ifno – expert values function: a function number that holds all the additional parameters of the resonator. This is typically a GEN2-type function used in non-rescaling mode. They are as follows:

- *decay* – main decay of the resonator (default: 0.99)
- *hydecay* – high frequency decay of the resonator (default: 0.1)
- *rcvx*, *rcvy*, *rcvz* – the coordinates of the position of the receiver (the listener) (in meters; 0,0,0 is the resonator center)
- *rdistance* – the distance in meters between the two pickups (your ears, for example - default: 0.3)
- *direct* – the attenuation of the direct signal (0-1, default: 0.5)
- *early_diff* – the attenuation coefficient of the early reflections (0-1, default: 0.8)

Performance

asig – the input signal

ksrcx, *ksrcy*, *ksrcz* – the virtual coordinates of the source of sound (the input signal). These are allowed to move at k-rate and provide all the necessary variations in terms of response of the resonator.

19. Orchestra Opcodes and Operators

```
ksource_y line    iystart, p3, iyend
ksource_z line    izstart, p3, izend

al,ar    babo    ainput*0.7, ksource_x, ksource_y, ksource_z, ixsize, iysize, izsize, idiff,
          iexpert

          outs    al,ar
endin
/* babo_expert.orc */
```

```
/* babo_expert.sco */
/* Written by Nicola Bernardini */
; full blown instrument
;p4      : start x position of source (left-right)
;p5      : end   x position of source
;p6      : start y position of source (front-back)
;p7      : end   y position of source
;p8      : start z position of source (up-down)
;p9      : end   z position of source
;p10     : width  of the resonator
;p11     : depth  of the resonator
;p12     : height of the resonator
;p13     : diffusion coefficient
;p14     : power user values stored in this function

;          decay  hidecay rx ry rz rdistance direct early_diff
f1 0 8 -2 0.95 0.95 0 0 0 0.3 0.5 0.8 ; brighter
f2 0 8 -2 0.95 0.5 0 0 0 0.3 0.5 0.8 ; default (to be set as)
f3 0 8 -2 0.95 0.01 0 0 0 0.3 0.5 0.8 ; darker
f4 0 8 -2 0.95 0.7 0 0 0 0.3 0.1 0.4 ; to hear the effect of diffusion
f5 0 8 -2 0.9 0.5 0 0 0 0.3 2.0 0.98 ; to hear the movement
f6 0 8 -2 0.99 0.1 0 0 0 0.3 0.5 0.8 ; default vals
;
;          ----- gen. number: negative to avoid rescaling

i2 0 10 6 4 3 6 4 3 14.39 11.86 10 1 6 ; defaults
i2 + 4 6 4 3 6 4 3 14.39 11.86 10 1 1 ; hear brightness 1
i2 + 4 6 4 3 -6 -4 3 14.39 11.86 10 1 2 ; hear brightness 2
i2 + 4 6 4 3 -6 -4 3 14.39 11.86 10 1 3 ; hear brightness 3
i2 + 3 .6 .4 .3 -.6 -.4 .3 1.439 1.186 1.0 0.0 4 ; hear diffusion 1
i2 + 3 .6 .4 .3 -.6 -.4 .3 1.439 1.186 1.0 1.0 4 ; hear diffusion 2
i2 + 4 12 4 3 -12 -4 -3 24.39 21.86 20 1 5 ; hear movement
;
i2 + 4 6 4 3 6 4 3 14.39 11.86 10 1 1 ; hear brightness 1
i2 + 4 6 4 3 -6 -4 3 14.39 11.86 10 1 2 ; hear brightness 2
i2 + 4 6 4 3 -6 -4 3 14.39 11.86 10 1 3 ; hear brightness 3
i2 + 3 .6 .4 .3 -.6 -.4 .3 1.439 1.186 1.0 0.0 4 ; hear diffusion 1
i2 + 3 .6 .4 .3 -.6 -.4 .3 1.439 1.186 1.0 1.0 4 ; hear diffusion 2
i2 + 4 12 4 3 -12 -4 -3 24.39 21.86 20 1 5 ; hear movement
;
;          -----: expert values function
;          -----: diffusion
;          -----: optimal room dims according to Milner and
;          Bernard JASA 85(2), 1989
;          -----: source position start and end
e
/* babo_expert.sco */
```

Credits

Author: Paolo Filippi Padova, Italy 1999

Nicola Bernardini Rome, Italy 2000

New in Csound version 4.09

19.32. balance

balance – Adjust one audio signal according to the values of another.

Description

The rms power of *asig* can be interrogated, set, or adjusted to match that of a comparator signal.

Syntax

ar **balance** *asig*, *acomp* [, *ihp*] [, *iskip*]

Initialization

ihp (optional) – half-power point (in Hz) of a special internal low-pass filter. The default value is 10.

iskip (optional, default=0) – initial disposition of internal data space (see *reson*). The default value is 0.

Performance

asig – input audio signal

acomp – the comparator signal

balance outputs a version of *asig* , amplitude-modified so that its rms power is equal to that of a comparator signal *acomp* . Thus a signal that has suffered loss of power (eg., in passing through a filter bank) can be restored by matching it with, for instance, its own source. It should be noted that *gain* and *balance* provide amplitude modification only - output signals are not altered in any other respect.

Examples

Here is an example of the *balance* opcode. It uses the files *balance.orc* and *balance.sco* .

Example 1. Example of the *balance* opcode.

```
/* balance.orc */
; Initialize the global variables.
sr = 44100
kr = 4410
ksmps = 10
nchnls = 1

; Instrument #1.
instr 1
; Generate a band-limited pulse train.
asrc buzz 30000, 440, sr/440, 1

; Send the source signal through 2 filters.
a1 reson asrc, 1000, 100
a2 reson a1, 3000, 500

; Balance the filtered signal with the source.
afin balance a2, asrc

out afin
endin
/* balance.orc */
```

```
/* balance.sco */
; Table #1, a sine wave.
f 1 0 16384 10 1

; Play Instrument #1 for two seconds.
i 1 0 2
e
/* balance.sco */
```

See Also

gain , *rms*

19.33. bamboo

bamboo – Semi-physical model of a bamboo sound.

Description

bamboo is a semi-physical model of a bamboo sound. It is one of the PhISEM percussion opcodes. PhISEM (Physically Informed Stochastic Event Modeling) is an algorithmic approach for simulating collisions of multiple independent sound producing objects.

Syntax

ar **bamboo** *kamp*, *idettack* [, *inum*] [, *idamp*] [, *imaxshake*] [, *ifreq*] [, *ifreq1*] [, *ifreq2*]

Initialization

idettack – period of time over which all sound is stopped

inum (optional) – The number of beads, teeth, bells, timbrels, etc. If zero, the default value is 1.25.

idamp (optional) – the damping factor, as part of this equation:

$$\text{damping_amount} = 0.9999 + (\text{idamp} * 0.002)$$

The default *damping_amount* is 0.9999 which means that the default value of *idamp* is 0. The maximum *damping_amount* is 1.0 (no damping). This means the maximum value for *idamp* is 0.05.

The recommended range for *idamp* is usually below 75% of the maximum value.

imaxshake (optional, default=0) – amount of energy to add back into the system. The value should be in range 0 to 1.

ifreq (optional) – the main resonant frequency. The default value is 2800.

ifreq1 (optional) – the first resonant frequency. The default value is 2240.

ifreq2 (optional) – the second resonant frequency. The default value is 3360.

Performance

kamp – Amplitude of output. Note: As these instruments are stochastic, this is only an approximation.

Examples

Here is an example of the *bamboo* opcode. It uses the files *bamboo.orc* and *bamboo.sco* .

Example 1. Example of the bamboo opcode.

```

/* bamboo.orc */
sr = 44100
kr = 4410
ksmps = 10
nchnls = 1

instr 01 ;example of bamboo
a1 bamboo p4, 0.01
  out a1
  endin
/* bamboo.orc */

```

```

/* bamboo.sco */
i1 0 1 20000
e
/* bamboo.sco */

```

See Also

dripwater , *guiro* , *sleighbells* , *tambourine*

Credits

Author: Perry Cook, part of the PhISEM (Physically Informed Stochastic Event Modeling) Adapted by John

New in Csound version 4.07

Added notes by Rasmus Ekman on May 2002.

19.34. *bbcutm*

bbcutm – Generates breakbeat-style cut-ups of a mono audio stream.

Description

The BreakBeat Cutter automatically generates cut-ups of a source audio stream in the style of drum and bass/jungle breakbeat manipulations. There are two versions, for mono (*bbcutm*) or stereo (*bbcuts*) sources. Whilst originally based on breakbeat cutting, the opcode can be applied to any type of source audio.

The prototypical cut sequence favoured over one bar with eighth note subdivisions would be

$3 + 3R + 2$

where we take a 3 unit block from the source's start, repeat it, then 2 units from the 7th and 8th eighth notes of the source.

We talk of rendering phrases (a sequence of cuts before reaching a new phrase at the beginning of a bar) and units (as subdivision th notes).

The opcode comes most alive when multiple synchronised versions are used simultaneously.

Syntax

a1 **bbcutm** asource, ibps, isubdiv, ibarlength, iphasebars, inumrepeats [, istutterspeed] [, istutterchance] [, ienvchoice]

Initialization

ibps – Tempo to cut at, in beats per second.

isubdiv – Subdivisions unit, for a bar. So 8 is eighth notes (of a 4/4 bar).

ibarlength – How many beats per bar. Set to 4 for default 4/4 bar behaviour.

iphrasebars – The output cuts are generated in phrases, each phrase is up to iphrasebars long

inumrepeats – In normal use the algorithm would allow up to one additional repeat of a given cut at a time. This parameter allows that to be changed. Value 1 is normal- up to one extra repeat. 0 would avoid repeating, and you would always get back the original source except for enveloping and stuttering.

istutterspeed – (optional, default=1) The stutter can be an integer multiple of the subdivision speed. For instance, if subdiv is 8 (quavers) and stutterspeed is 2, then the stutter is in semiquavers (sixteenth notes= subdiv 16). The default is 1.

istutterchance – (optional, default=0) The tail of a phrase has this chance of becoming a single repeating one unit cell stutter (0.0 to 1.0). The default is 0.

ienvchoice – (optional, default=1) choose 1 for on (exponential envelope for cut grains) or 0 for off. Off will cause clicking, but may give good noisy results, especially for percussive sources. The default is 1, on.

Performance

asource – The audio signal to be cut up. This version runs in real-time without knowledge of future audio.

Examples

Here is a simple example of the `bbcutm` opcode. It uses the files `bbcutm.orc`, `bbcutm.sco`, and `beats.wav`.

Example 1. A simple example of the `bbcutm` opcode.

```
/* bbcutm.orc */
; Initialize the global variables.
sr = 44100
kr = 4410
ksmps = 10
nchnls = 1

; Instrument #1 - Play an audio file normally.
instr 1
  asource soundin "beats.wav"
  out asource
endin

; Instrument #2 - Cut-up an audio file.
instr 2
  asource soundin "beats.wav"

  ibps = 4
  isubdiv = 8
  ibarlength = 4
  iphrasebars = 1
  inumrepeats = 2

  a1 bbcutm asource, ibps, isubdiv, ibarlength, iphrasebars, inumrepeats

  out a1
endin
/* bbcutm.orc */
```

```
/* bbcutm.sco */
; Play Instrument #1 for two seconds.
```

```

i 1 0 2
; Play Instrument #2 for two seconds.
i 2 3 2
e
/* bbcutm.sco */

```

Here are some more advanced examples...

Example 2. First steps- mono and stereo versions

```

<CsoundSynthesizer>
<CsInstruments>
sr      =      44100
kr      =      4410
ksmps   =      10
nchnls  =      2

instr 1
  asource diskin "break7.wav",1,0,1 ; a source breakbeat sample, wraparound lest it stop!

  ; cuts in eighth notes per 4/4 bar, up to 4 bar phrases, up to 1
  ; repeat in total (standard use) rare stuttering at 16 note speed,
  ; no enveloping
  asig bbcutm asource, 2.6937, 8,4,4,1, 2,0.1,0

  outs      asig,asig
endin

instr 2 ;stereo version
  asource1,asource2 diskin "break7stereo.wav",1,0,1 ; a source breakbeat sample, wraparound
  lest it stop!

  ; cuts in eighth notes per 4/4 bar, up to 4 bar phrases, up to 1
  ; repeat in total (standard use) rare stuttering at 16 note speed,
  ; no enveloping
  asig1,asig2 bbcuts asource1, asource2, 2.6937, 8,4,4,1, 2,0.1,0

  outs asig1,asig2
endin

</CsInstruments>
<CsScore>
i1 0 10
i2 11 10
e
</CsScore>
</CsoundSynthesizer>

```

Example 3. Multiple simultaneous synchronised breaks

```

<CsoundSynthesizer>
<CsInstruments>
sr      =      44100
kr      =      4410
ksmps   =      10
nchnls  =      1

instr 1
  ibps    = 2.6937
  iplaybackspeed = ibps/p5
  asource diskin p4,iplaybackspeed,0,1

  asig bbcutm asource, 2.6937, p6,4,4,p7, 2,0.1,1

  out asig
endin

</CsInstruments>
<CsScore>

; source      bps cut repeats
i1 0 10 "break1.wav" 2.3 8 2 //2.3 is the source original tempo
i1 0 10 "break2.wav" 2.4 8 3
i1 0 10 "break3.wav" 2.5 16 4
e
</CsScore>
</CsoundSynthesizer>

```

Example 4. Cutting up any old audio- much more interesting noises than this should be possible!

19. Orchestra Opcodes and Operators

```
<CsoundSynthesizer>
<CsInstruments>
sr      =      44100
kr      =      4410
ksmps   =      10
nchnls  =      1

instr 1
  asource oscil 20000,70,1
  ; ain, bps, subdiv, barlength, phrasebars, numrepeats,
  ; stutterspeed, stutterchance, envelopingon
  asig bbcutm asource, 2, 32,1,1,2, 4,0.6,1
  outs asig
endin

</CsInstruments>
<CsScore>
f1 0 256 10 1
i1 0 10
e
</CsScore>
</CsoundSynthesizer>
```

Example 5. Constant stuttering- faked, not possible since can only stutter in last half bar could make extra stuttering option parameter

```
<CsoundSynthesizer>
<CsInstruments>
sr      =      44100
kr      =      4410
ksmps   =      10
nchnls  =      1

instr 1
  asource diskin "break7.wav",1,0,1

  ;16th note cuts- but cut size 2 over half a beat.
  ;each half beat will eiather survive intact or be turned into
  ;the first sixteenth played twice in succession

  asig bbcutm asource,2.6937,2,0.5,1,2, 2,1.0,0
  outs asig
endin

</CsInstruments>
<CsScore>
i1 0 30
e
</CsScore>
</CsoundSynthesizer>
```

See Also

bbcuts

Credits

Author: Nick Collins London August 2001

New in version 4.13

19.35. bbcuts

bbcuts – Generates breakbeat-style cut-ups of a stereo audio stream.

Description

The BreakBeat Cutter automatically generates cut-ups of a source audio stream in the style of drum and bass/jungle breakbeat manipulations. There are two versions, for mono (*bbcutm*) or stereo (*bbcuts*) sources. Whilst originally based on breakbeat cutting, the opcode can be applied to any type of source audio.

The prototypical cut sequence favoured over one bar with eighth note subdivisions would be

$3 + 3R + 2$

where we take a 3 unit block from the source's start, repeat it, then 2 units from the 7th and 8th eighth notes of the source.

We talk of rendering phrases (a sequence of cuts before reaching a new phrase at the beginning of a bar) and units (as subdivision th notes).

The opcode comes most alive when multiple synchronised versions are used simultaneously.

Syntax

a1,a2 **bbcuts** *asource1, asource2, ibps, isubdiv, ibarlength, iphrasebars, inumrepeats* [, *istutter-speed*] [, *istutterchance*] [, *ienvchoice*]

Initialization

ibps – Tempo to cut at, in beats per second.

isubdiv – Subdivisions unit, for a bar. So 8 is eighth notes (of a 4/4 bar).

ibarlength – How many beats per bar. Set to 4 for default 4/4 bar behaviour.

iphrasebars – The output cuts are generated in phrases, each phrase is up to *iphrasebars* long

inumrepeats – In normal use the algorithm would allow up to one additional repeat of a given cut at a time. This parameter allows that to be changed. Value 1 is normal- up to one extra repeat. 0 would avoid repeating, and you would always get back the original source except for enveloping and stuttering.

istutterspeed – (optional, default=1) The stutter can be an integer multiple of the subdivision speed. For instance, if *subdiv* is 8 (quavers) and *stutterspeed* is 2, then the stutter is in semiquavers (sixteenth notes= *subdiv* 16). The default is 1.

istutterchance – (optional, default=0) The tail of a phrase has this chance of becoming a single repeating one unit cell stutter (0.0 to 1.0). The default is 0.

ienvchoice – (optional, default=1) choose 1 for on (exponential envelope for cut grains) or 0 for off. Off will cause clicking, but may give good noisy results, especially for percussive sources. The default is 1, on.

Performance

asource – The audio signal to be cut up. This version runs in real-time without knowledge of future audio.

Examples

See the advanced examples for the *bbcutm* opcode.

See Also

bbcutm

Credits

Author: Nick Collins London August 2001

New in version 4.13

19.36. betarand

betarand – Beta distribution random number generator (positive values only).

Description

Beta distribution random number generator (positive values only). This is an x-class noise generator.

Syntax

ar **betarand** *krange*, *kalpha*, *kbeta*

ir **betarand** *krange*, *kalpha*, *kbeta*

kr **betarand** *krange*, *kalpha*, *kbeta*

Performance

krange – range of the random numbers (0 - *krange*).

kalpha – alpha value. If *kalpha* is smaller than one, smaller values favor values near 0.

kbeta – beta value. If *kbeta* is smaller than one, smaller values favor values near *krange* .

If both *kalpha* and *kbeta* equal one we have uniform distribution. If both *kalpha* and *kbeta* are greater than one we have a sort of Gaussian distribution. Outputs only positive numbers.

For more detailed explanation of these distributions, see:

1. C. Dodge - T.A. Jerse 1985. Computer music. Schirmer books. pp.265 - 286
2. D. Lorrain. A panoply of stochastic cannons. In C. Roads, ed. 1989. Music machine . Cambridge, Massachusetts: MIT press, pp. 351 - 379.

Examples

Here is an example of the *betarand* opcode. It uses the files *betarand.oprc* and *betarand.sco* .

Example 1. Example of the *betarand* opcode.

```
/* betarand.oprc */
; Initialize the global variables.
sr = 44100
kr = 4410
ksmps = 10
nchnls = 1
```



```

; Instrument #1.
instr 1
; Generate a number between 0 and 1 with a
; uniform distribution.
; krange = 1
; kalpha = 1
; kbeta = 1

i1 betarand 1, 1, 1

print i1
endin
/* betarand.orc */

```

```

/* betarand.sco */
; Play Instrument #1 for one second.
i 1 0 1
e
/* betarand.sco */

```

Its output should include lines like:

```
instr 1: i1 = 24583.412
```

See Also

bexprnd , *cauchy* , *exprand* , *gauss* , *linrand* , *pcauchy* , *poisson* , *trirand* , *unirand* , *weibull*

Credits

Author: Paris Smaragdis MIT, Cambridge 1995

Example written by Kevin Conder.

19.37. *bexprnd*

bexprnd – Exponential distribution random number generator.

Description

Exponential distribution random number generator. This is an x-class noise generator.

Syntax

ar **bexprnd** krange

ir **bexprnd** krange

kr **bexprnd** krange

Performance

krange – the range of the random numbers (*-krange* to *+krange*)

For more detailed explanation of these distributions, see:

1. C. Dodge - T.A. Jerse 1985. Computer music. Schirmer books. pp.265 - 286

19. Orchestra Opcodes and Operators

2. D. Lorrain. A panoply of stochastic cannons. In C. Roads, ed. 1989. Music machine . Cambridge, Massachusetts: MIT press, pp. 351 - 379.

Examples

Here is an example of the `bexprnd` opcode. It uses the files `bexprnd.orc` and `bexprnd.sco` .

Example 1. Example of the `bexprnd` opcode.

```
/* bexprnd.orc */
; Initialize the global variables.
sr = 44100
kr = 4410
ksmps = 10
nchnls = 1

; Instrument #1.
instr 1
; Generate a random number between -1 and 1.
; krange = 1

i1 bexprnd 1

print i1
endin
/* bexprnd.orc */
```

```
/* bexprnd.sco */
; Play Instrument #1 for one second.
i 1 0 1
e
/* bexprnd.sco */
```

Its output should include lines like:

```
instr 1: i1 = 1.141
```

See Also

betarand , *cauchy* , *exprand* , *gauss* , *linrand* , *pcauchy* , *poisson* , *trirand* , *unirand* , *weibull*

Credits

Author: Paris Smaragdis MIT, Cambridge 1995

Example written by Kevin Conder.

19.38. `biquad`

`biquad` – A sweepable general purpose biquadratic digital filter.

Description

A sweepable general purpose biquadratic digital filter.

Syntax

ar **biquad** asig, kb0, kb1, kb2, ka0, ka1, ka2 [, iskip]

Initialization

iskip (optional, default=0) – if non-zero, initialization will be skipped. Default value 0. (New in Csound version 3.50)

Performance

asig – input signal

biquad is a general purpose biquadratic digital filter of the form:

$$a_0*y(n) + a_1*y[n-1] + a_2*y[n-2] = b_0*x[n] + b_1*x[n-1] + b_2*x[n-2]$$

This filter has the following frequency response:

$$H(Z) = \frac{B(Z)}{A(Z)} = \frac{b_0 + b_1*Z^{-1} + b_2*Z^{-2}}{a_0 + a_1*Z^{-1} + a_2*Z^{-2}}$$

This type of filter is often encountered in digital signal processing literature. It allows six user-defined k-rate coefficients.

Examples

Here is an example of the biquad opcode. It uses the files *biquad.orc* and *biquad.sco*.

Example 1. Example of the biquad opcode.

```
/* biquad.orc */
; Initialize the global variables.
sr = 44100
kr = 4410
ksmps = 10
nchnls = 2

; Instrument #1.
instr 1
; Get the values from the score.
idur = p3
iamp = p4
icps = cpspch(p5)
kfco = p6
krez = p7

; Calculate the biquadratic filter's coefficients
kkfcon = 2*3.14159265*kfco/sr
kalpha = 1 - 2*krez*cos(kfcon)*cos(kfcon) + krez*krez*cos(2*kfcon)
kbeta = krez*krez*sin(2*kfcon) - 2*krez*cos(kfcon)*sin(kfcon)
kgama = 1 + cos(kfcon)
km1 = kalpha*kgama + kbeta*sin(kfcon)
km2 = kalpha*kgama - kbeta*sin(kfcon)
kden = sqrt(km1*km1 + km2*km2)
kb0 = 1.5*(kalpha*kalpha + kbeta*kbeta)/kden
kb1 = kb0
kb2 = 0
ka0 = 1
ka1 = -2*krez*cos(kfcon)
ka2 = krez*krez

; Generate an input signal.
axn vco 1, icps, 1

; Filter the input signal.
ayn biquad axn, kb0, kb1, kb2, ka0, ka1, ka2
outs ayn*iamp/2, ayn*iamp/2
endin
/* biquad.orc */

/* biquad.sco */
; Table #1, a sine wave.
```

19. Orchestra Opcodes and Operators

```
f 1 0 16384 10 1
;      Sta Dur  Amp   Pitch Fco   Rez
i 1  0.0  1.0 20000  6.00 1000  .8
i 1  1.0  1.0 20000  6.03 2000  .95
e
/* biquad.sco */
```

See Also

biquada , *moogvcf* , *rezzy*

Credits

Author: Hans Mikelson October 1998

New in Csound version 3.49

19.39. biquada

biquada – A sweepable general purpose biquadratic digital filter with a-rate parameters.

Description

A sweepable general purpose biquadratic digital filter.

Syntax

ar **biquada** asig, ab0, ab1, ab2, aa0, aa1, aa2 [, iskip]

Initialization

iskip (optional, default=0) – if non-zero, initialization will be skipped. Default value 0. (New in Csound version 3.50)

Performance

asig – input signal

biquada is a general purpose biquadratic digital filter of the form:

$$a0*y(n) + a1*y[n-1] + a2*y[n-2] = b0*x[n] + b1*x[n-1] + b2*x[n-2]$$

This filter has the following frequency response:

$$H(Z) = \frac{B(Z)}{A(Z)} = \frac{b0 + b1*Z^{-1} + b2*Z^{-2}}{a0 + a1*Z^{-1} + a2*Z^{-2}}$$

This type of filter is often encountered in digital signal processing literature. It allows six user-defined a-rate coefficients.

See Also

biquad

Credits

Author: Hans Mikelson October 1998

New in Csound version 3.49

19.40. birnd

birnd – Returns a random number in a bi-polar range.

Description

Returns a random number in a bi-polar range.

Syntax

birnd (x) (init- or control-rate only)

Where the argument within the parentheses may be an expression. These value converters sample a global random sequence, but do not reference *seed* . The result can be a term in a further expression.

Performance

Returns a random number in the bipolar range $-x$ to x . *rnd* and *birnd* obtain values from a global pseudo-random number generator, then scale them into the requested range. The single global generator will thus distribute its sequence to these units throughout the performance, in whatever order the requests arrive.

Examples

Here is an example of the birnd opcode. It uses the files *birnd.orc* and *birnd.sco* .

Example 1. Example of the birnd opcode.

```
/* birnd.orc */
; Initialize the global variables.
sr = 44100
kr = 4410
ksmps = 10
nchnls = 1

; Instrument #1.
instr 1
; Generate a random number from -1 to 1.
i1 = birnd(1)
print i1
endin
/* birnd.orc */
```

```
/* birnd.sco */
; Play Instrument #1 for one second.
i 1 0 1
; Play Instrument #1 for one second.
i 1 1 1
```

```
e  
/* birnd.sco */
```

Its output should include lines like:

```
instr 1: i1 = 0.947  
instr 1: i1 = -0.721
```

See Also

rnd

Credits

Author: Barry L. Vercoe MIT Cambridge, Massachusetts 1997

Example written by Kevin Conder.

19.41. bqrez

bqrez – A second-order multi-mode filter.

Description

A second-order multi-mode filter.

Syntax

ar **bqrez** *asig*, *xfco*, *xres* [, *imode*]

Initialization

imode (optional, default=0) – The mode of the filter. Choose from one of the following:

- 0 = low-pass (default)
- 1 = high-pass
- 2 = band-pass
- 3 = band-reject
- 4 = all-pass

Performance

ar – output audio signal.

asig – input audio signal.

xfco – filter cut-off frequency in Hz. May be i-time, k-rate, a-rate.

xres – amount of resonance. Values of 1 to 100 are typical. Resonance should be one or greater. A value of 100 gives a 20dB gain at the cutoff frequency. May be i-time, k-rate, a-rate.

All filter modes can be frequency modulated as well as the resonance can also be frequency modulated.

bqrez is a resonant low-pass filter created using the Laplace s-domain equations for low-pass, high-pass, and band-pass filters normalized to a frequency. The bi-linear transform was used which contains a frequency transform constant from s-domain to z-domain to exactly match the frequencies together. A lot of trigonometric identities were used to simplify the calculation. It is very stable across the working frequency range up to the Nyquist frequency.

Examples

Here is an example of the *bqrez* opcode. It uses the files *bqrez.orc* and *bqrez.sco*.

Example 1. Example of the *bqrez* opcode borrowed from the “*rezzy*” opcode in Kevin Conder’s manual.

```
/* bqrez.orc */
/* Written by Matt Gerassimof from example by Kevin Conder */
; Initialize the global variables.
sr = 44100
kr = 4410
ksmps = 10
nchnls = 1

; Instrument #1.
instr 1
; Use a nice sawtooth waveform.
asig vco 16000, 220, 1

; Vary the filter-cutoff frequency from .2 to 2 KHz.
kfco line 200, p3, 2000

; Set the resonance amount.
kres init 0.99

a1 bqrez asig, kfco, kres

out a1
endin
/* bqrez.orc */
```

```
/* bqrez.sco */
/* Written by Matt Gerassimof from example by Kevin Conder */
; Table #1, a sine wave for the vco opcode.
f 1 0 16384 10 1

; Play Instrument #1 for three seconds.
i 1 0 3
e
/* bqrez.sco */
```

See Also

biquad, *moogvcf*, *rezzy*

Credits

Author: Matt Gerassimoff New in version 4.32 Written in November 2002.

19.42. *butbp*

butbp – Same as the *butterbp* opcode.

Description

Same as the *butterbp* opcode.

Syntax

ar **butbp** asig, kfreq, kband [, iskip]

19.43. butbr

butbr – Same as the *butterbr* opcode.

Description

Same as the *butterbr* opcode.

Syntax

ar **butbr** asig, kfreq, kband [, iskip]

19.44. buthp

buthp – Same as the *butterhp* opcode.

Description

Same as the *butterhp* opcode.

Syntax

ar **buthp** asig, kfreq [, iskip]

19.45. butlp

butlp – Same as the *butterlp* opcode.

Description

Same as the *butterlp* opcode.

Syntax

ar **butlp** asig, kfreq [, iskip]

19.46. *butterbp*

butterbp – A band-pass Butterworth filter.

Description

Implementation of a second-order band-pass Butterworth filter. This opcode can also be written as *butbp*.

Syntax

ar **butterbp** asig, kfreq, kband [, iskip]

Initialization

iskip (optional, default=0) – Skip initialization if present and non-zero.

Performance

These filters are Butterworth second-order IIR filters. They are slightly slower than the original filters in Csound, but they offer an almost flat passband and very good precision and stopband attenuation.

asig – Input signal to be filtered.

kfreq – Cutoff or center frequency for each of the filters.

kband – Bandwidth of the bandpass and bandreject filters.

Examples

Here is an example of the *butterbp* opcode. It uses the files *butterbp.orc* and *butterbp.sco*.

Example 1. Example of the *butterbp* opcode.

```
/* butterbp.orc */
; Initialize the global variables.
sr = 22050
kr = 2205
ksmps = 10
nchnls = 1

; Instrument #1 - an unfiltered noise waveform.
instr 1
; White noise signal
asig rand 22050

out asig
endin

; Instrument #2 - a filtered noise waveform.
instr 2
; White noise signal
asig rand 22050

; Filter it, passing only 1950 to 2050 Hz.
abp butterbp asig, 2000, 100

out abp
endin
/* butterbp.orc */
```

19. Orchestra Opcodes and Operators

```
/* butterbp.sco */
; Play Instrument #1 for two seconds.
i 1 0 2
; Play Instrument #2 for two seconds.
i 2 2 2
e
/* butterbp.sco */
```

See Also

butterbr , *butterhp* , *butterlp*

Credits

Author: Paris Smaragdis MIT, Cambridge 1995

19.47. butterbr

butterbr – A band-reject Butterworth filter.

Description

Implementation of a second-order band-reject Butterworth filter. This opcode can also be written as *butbr* .

Syntax

ar **butterbr** *asig*, *kfreq*, *kband* [, *iskip*]

Initialization

iskip (optional, default=0) – Skip initialization if present and non-zero.

Performance

These filters are Butterworth second-order IIR filters. They are slightly slower than the original filters in Csound, but they offer an almost flat passband and very good precision and stopband attenuation.

asig – Input signal to be filtered.

kfreq – Cutoff or center frequency for each of the filters.

kband – Bandwidth of the bandpass and bandreject filters.

Examples

Here is an example of the *butterbr* opcode. It uses the files *butterbr.orc* and *butterbr.sco* .

Example 1. Example of the *butterbr* opcode.

```

/* butterbr.orc */
; Initialize the global variables.
sr = 22050
kr = 2205
ksmps = 10
nchnls = 1

; Instrument #1 - an unfiltered noise waveform.
instr 1
; White noise signal
  asig rand 22050

  out asig
endin

; Instrument #2 - a filtered noise waveform.
instr 2
; White noise signal
  asig rand 22050

; Filter it, cutting 2000 to 6000 Hz.
  abr butterbr asig, 4000, 2000

  out abr
endin
/* butterbr.orc */

```

```

/* butterbr.sco */
; Play Instrument #1 for two seconds.
i 1 0 2
; Play Instrument #2 for two seconds.
i 2 2 2
e
/* butterbr.sco */

```

See Also

butterbp , *butterhp* , *butterlp*

Credits

Author: Paris Smaragdis MIT, Cambridge 1995

19.48. *butterhp*

butterhp – A high-pass Butterworth filter.

Description

Implementation of second-order high-pass Butterworth filter. This opcode can also be written as *buthp* .

Syntax

ar **butterhp** asig, kfreq [, iskip]

Initialization

iskip (optional, default=0) – Skip initialization if present and non-zero.

Performance

These filters are Butterworth second-order IIR filters. They are slightly slower than the original filters in Csound, but they offer an almost flat passband and very good precision and stopband attenuation.

asig – Input signal to be filtered.

kfreq – Cutoff or center frequency for each of the filters.

Examples

Here is an example of the *butterhp* opcode. It uses the files *butterhp.orc* and *butterhp.sco*.

Example 1. Example of the *butterhp* opcode.

```
/* butterhp.orc */
; Initialize the global variables.
sr = 22050
kr = 2205
ksmps = 10
nchnls = 1

; Instrument #1 - an unfiltered noise waveform.
instr 1
; White noise signal
asig rand 22050

out asig
endin

; Instrument #2 - a filtered noise waveform.
instr 2
; White noise signal
asig rand 22050

; Filter it, passing frequencies above 250 Hz.
ahp butterhp asig, 250

out ahp
endin
/* butterhp.orc */
```

```
/* butterhp.sco */
; Play Instrument #1 for two seconds.
i 1 0 2
; Play Instrument #2 for two seconds.
i 2 2 2
e
/* butterhp.sco */
```

See Also

butterbp, *butterbr*, *butterlp*

Credits

Author: Paris Smaragdis MIT, Cambridge 1995

19.49. *butterlp*

butterlp – A low-pass Butterworth filter.

Description

Implementation of a second-order low-pass Butterworth filter. This opcode can also be written as *butlp*.

Syntax

ar **butterlp** asig, kfreq [, iskip]

Initialization

iskip (optional, default=0) – Skip initialization if present and non-zero.

Performance

These filters are Butterworth second-order IIR filters. They are slightly slower than the original filters in Csound, but they offer an almost flat passband and very good precision and stopband attenuation.

asig – Input signal to be filtered.

kfreq – Cutoff or center frequency for each of the filters.

Examples

Here is an example of the *butterlp* opcode. It uses the files *butterlp.orc* and *butterlp.sco*.

Example 1. Example of the *butterlp* opcode.

```

/* butterlp.orc */
; Initialize the global variables.
sr = 22050
kr = 2205
ksmps = 10
nchnls = 1

; Instrument #1 - an unfiltered noise waveform.
instr 1
; White noise signal
asig rand 22050

out asig
endin

; Instrument #2 - a filtered noise waveform.
instr 2
; White noise signal
asig rand 22050

; Filter it, cutting frequencies above 1 KHz.
alp butterlp asig, 1000

out alp
endin
/* butterlp.orc */

/* butterlp.sco */
; Play Instrument #1 for two seconds.
i 1 0 2
; Play Instrument #2 for two seconds.
i 2 2 2
e
/* butterlp.sco */

```

See Also

butterbp , *butterbr* , *butterhp*

Credits

Author: Paris Smaragdis MIT, Cambridge 1995

19.50. **button**

button – Sense on-screen controls.

Description

Sense on-screen controls. Requires Winsound or TCL/TK.

Syntax

kr **button** knum

Performance

kr – value of the button control. If the button has been pushed since the last k-period, then return 1, otherwise return 0.

knum – the number of the button. If it does not exist, it is made on-screen at initialization.

See Also

checkbox

Credits

Author: John fitch University of Bath, Codemist. Ltd. Bath, UK September 2000

New in Csound version 4.08

19.51. **buzz**

buzz – Output is a set of harmonically related sine partials.

Description

Output is a set of harmonically related sine partials.

Syntax

ar **buzz** xamp, xcps, knh, ifn [, iphs]

Initialization

ifn – table number of a stored function containing a sine wave. A large table of at least 8192 points is recommended.

iphs (optional, default=0) – initial phase of the fundamental frequency, expressed as a fraction of a cycle (0 to 1). A negative value will cause phase initialization to be skipped. The default value is zero

Performance

xamp – amplitude

xcps – frequency in cycles per second

The buzz units generate an additive set of harmonically related cosine partials of fundamental frequency *xcps*, and whose amplitudes are scaled so their summation peak equals *xamp*. The selection and strength of partials is determined by the following control parameters:

knh – total number of harmonics requested. New in Csound version 3.57, *knh* defaults to one. If *knh* is negative, the absolute value is used.

buzz and *gbuzz* are useful as complex sound sources in subtractive synthesis. *buzz* is a special case of the more general *gbuzz* in which *klh* = *kmul* = 1; it thus produces a set of *knh* equal-strength harmonic partials, beginning with the fundamental. (This is a band-limited pulse train; if the partials extend to the Nyquist, i.e. $knh = \text{int}(sr / 2 / \text{fundamental freq.})$, the result is a real pulse train of amplitude *xamp*.)

Although *knh* may be varied during performance, its internal value is necessarily integer and may cause “pops” due to discontinuities in the output. *buzz* can be amplitude- and/or frequency-modulated by either control or audio signals.

N.B. This unit has its analog in *GEN11*, in which the same set of cosines can be stored in a function table for sampling by an oscillator. Although computationally more efficient, the stored pulse train has a fixed spectral content, not a time-varying one as above.

Examples

Here is an example of the buzz opcode. It uses the files *buzz.orc* and *buzz.sco*.

Example 1. Example of the buzz opcode.

```
/* buzz.orc */
; Initialize the global variables.
sr = 44100
kr = 4410
ksmps = 10
nchnls = 1

; Instrument #1.
instr 1
  kamp = 20000
  kcps = 440
  knh = 3
  ifn = 1

  a1 buzz kamp, kcps, knh, ifn
  out a1
endin
/* buzz.orc */

/* buzz.sco */
; Table #1, a sine wave.
f 1 0 16384 10 1

; Play Instrument #1 for one second.
i 1 0 1
```

```
e  
/* buzz.sco */
```

See Also

gbuzz

Credits

September 2003. Thanks to Kanata Motohashi for correcting the mentions of the *kmul* parameter. Example written by Kevin Conder.

19.52. cabasa

cabasa – Semi-physical model of a cabasa sound.

Description

cabasa is a semi-physical model of a cabasa sound. It is one of the PhISEM percussion opcodes. PhISEM (Physically Informed Stochastic Event Modeling) is an algorithmic approach for simulating collisions of multiple independent sound producing objects.

Syntax

ar **cabasa** *iamp*, *idettack* [, *inum*] [, *idamp*] [, *imaxshake*]

Initialization

iamp – Amplitude of output. Note: As these instruments are stochastic, this is only a approximation.

idettack – period of time over which all sound is stopped

inum (optional) – The number of beads, teeth, bells, timbrels, etc. If zero, the default value is 512.

idamp (optional) – the damping factor, as part of this equation:

$$\text{damping_amount} = 0.998 + (\text{idamp} * 0.002)$$

The default *damping_amount* is 0.997 which means that the default value of *idamp* is -0.5. The maximum *damping_amount* is 1.0 (no damping). This means the maximum value for *idamp* is 1.0.

The recommended range for *idamp* is usually below 75% of the maximum value.

imaxshake (optional) – amount of energy to add back into the system. The value should be in range 0 to 1.

Examples

Here is an example of the *cabasa* opcode. It uses the files *cabasa.orc* and *cabasa.sco*.

Example 1. Example of the cabasa opcode.


```

/* cabasa.orc */
;orchestra -----

sr =          44100
kr =          4410
ksmps =       10
nchnls =      1

instr 01                                ;an example of a cabasa
a1      cabasa p4, 0.01
        out a1
        endin
/* cabasa.orc */

/* cabasa.sco */
;score -----

i1 0 1 26000
e
/* cabasa.sco */

```

See Also

crunch , *sandpaper* , *sekere* , *stix*

Credits

Author: Perry Cook, part of the PhISEM (Physically Informed Stochastic Event Modeling) Adapted by John New in Csound version 4.07

Added notes by Rasmus Ekman on May 2002.

19.53. *cauchy*

cauchy – Cauchy distribution random number generator.

Description

Cauchy distribution random number generator. This is an x-class noise generator.

Syntax

ar **cauchy** *kalpha*

ir **cauchy** *kalpha*

kr **cauchy** *kalpha*

Performance

kalpha – controls the spread from zero (big *kalpha* = big spread). Outputs both positive and negative numbers.

For more detailed explanation of these distributions, see:

1. C. Dodge - T.A. Jerse 1985. Computer music. Schirmer books. pp.265 - 286
2. D. Lorrain. A panoply of stochastic cannons. In C. Roads, ed. 1989. Music machine . Cambridge, Massachusetts: MIT press, pp. 351 - 379.

Examples

Here is an example of the cauchy opcode. It uses the files *cauchy.orc* and *cauchy.sco* .

Example 1. Example of the cauchy opcode.

```
/* cauchy.orc */
; Initialize the global variables.
sr = 44100
kr = 4410
ksmps = 10
nchnls = 1

; Instrument #1.
instr 1
; Generate a random number, spread from 10.
; kalpha = 10

i1 cauchy 10

print i1
endin
/* cauchy.orc */

/* cauchy.sco */
; Play Instrument #1 for one second.
i 1 0 1
e
/* cauchy.sco */
```

Its output should include lines like:

```
instr 1: i1 = -0.106
```

See Also

betarand , *bexprnd* , *exprand* , *gauss* , *linrand* , *pcauchy* , *poisson* , *trirand* , *unirand* , *weibull*

Credits

Author: Paris Smaragdis MIT, Cambridge 1995

Example written by Kevin Conder.

19.54. cent

cent – Calculates a factor to raise/lower a frequency by a given amount of cents.

Description

Calculates a factor to raise/lower a frequency by a given amount of cents.

Syntax

cent (x)

This function works at a-rate, i-rate, and k-rate.

Initialization

x – a value expressed in cents.

Performance

The value returned by the *cent* function is a factor. You can multiply a frequency by this factor to raise/lower it by the given amount of cents.

Examples

Here is an example of the *cent* opcode. It uses the files *cent.orc* and *cent.sco*.

Example 1. Example of the *cent* opcode.

```
/* cent.orc */
; Initialize the global variables.
sr = 44100
kr = 4410
ksmps = 10
nchnls = 1

; Instrument #1.
instr 1
; The root note is A above middle-C (440 Hz)
iroot = 440

; Raise the root note by 300 cents to C.
icents = 300

; Calculate the new note.
ifactor = cent(icents)
inew = iroot * ifactor

; Print out of all of the values.
print iroot
print ifactor
print inew
endin
/* cent.orc */
```

```
/* cent.sco */
; Play Instrument #1 for one second.
i 1 0 1
e
/* cent.sco */
```

Its output should include lines like:

```
instr 1: iroot = 440.000
instr 1: ifactor = 1.189
instr 1: inew = 523.229
```

See Also

db, *octave*, *semitone*

Credits

Example written by Kevin Conder.

New in version 4.16

19.55. *cggoto*

cggoto – Conditionally transfer control on every pass.

Description

Transfer control to *label* on every pass. (Combination of *cigoto* and *ckgoto*)

Syntax

cggoto condition, label

where *label* is in the same instrument block and is not an expression, and where *R* is one of the Relational operators (*<* , *=* , *<=* , *==* , *!=*) (and *=* for convenience, see also under *Conditional Values*).

Examples

Here is an example of the cggoto opcode. It uses the files *cggoto.orc* and *cggoto.sco* .

Example 1. Example of the cggoto opcode.

```
/* cggoto.orc */
; Initialize the global variables.
sr = 44100
kr = 4410
ksmps = 10
nchnls = 1

; Instrument #1.
instr 1
  i1 = 1

  ; If i1 is equal to one, play a high note.
  ; Otherwise play a low note.
  cggoto (i1 == 1), highnote

lownote:
  a1 oscil 10000, 220, 1
  goto playit

highnote:
  a1 oscil 10000, 440, 1
  goto playit

playit:
  out a1
endin
/* cggoto.orc */
```

```
/* cggoto.sco */
; Table #1: a simple sine wave.
f 1 0 32768 10 1

; Play Instrument #1 for one second.
i 1 0 1
e
/* cggoto.sco */
```

See Also

cigoto , *ckgoto* , *engoto* , *if* , *igoto* , *kgoto* , *tigoto* , *timeout*

Credits

Added a note by Jim Aikin.

Example written by Kevin Conder.

19.56. *chanctrl*

chanctrl – Get the current value of a MIDI channel controller.

Description

Get the current value of a controller and optionally map it onto specified range.

Syntax

ival **chanctrl** *ichnl*, *ictlno* [, *ilow*] [, *ihigh*]

kval **chanctrl** *ichnl*, *ictlno* [, *ilow*] [, *ihigh*]

Initialization

ichnl – the MIDI channel (1-16).

ictlno – the MIDI controller number (0-127).

ilow , *ihigh* – low and high ranges for mapping

Credits

Author: Mike Berry Mills College May, 1997

Thanks goes to Rasmus Ekman for pointing out the correct MIDI channel and controller number ranges.

19.57. *checkbox*

checkbox – Sense on-screen controls.

Description

Sense on-screen controls. Requires Winsound or TCL/TK.

Syntax

kr **checkbox** *knum*

Performance

kr – value of the checkbox control. If the checkbox is set (pushed) then return 1, if not, return 0.

knum – the number of the checkbox. If it does not exist, it is made on-screen at initialization.

Examples

Here is a simple example of the checkbox opcode. It uses the files *checkbox.orc* and *checkbox.sco* .

Example 1. Simple example of the checkbox opcode.

```
/* checkbox.orc */
; Initialize the global variables.
sr = 44100
kr = 44100
ksmps = 1
nchnls = 1

instr 1
; Get the value from the checkbox.
k1 checkbox 1

; If the checkbox is selected then k2=440, otherwise k2=880.
k2 = (k1 == 0 ? 440 : 880)

a1 oscil 10000, k2, 1
out a1
endin
/* checkbox.orc */
```

```
/* checkbox.sco */
; Just generate a nice, ordinary sine wave.
f 1 0 32768 10 1

; Play Instrument #1 for ten seconds.
i 1 0 10
e
/* checkbox.sco */
```

See Also

button

Credits

Author: John ffitc University of Bath, Codemist. Ltd. Bath, UK September, 2000

Example written by Kevin Conder.

New in Csound version 4.08

19.58. cigoto

cigoto – Conditionally transfer control during the i-time pass.

Description

During the i-time pass only, unconditionally transfer control to the statement labeled by *label* .

Syntax

cigoto condition, label

where *label* is in the same instrument block and is not an expression, and where *R* is one of the Relational operators (< , = , <= , == , !=) (and = for convenience, see also under *Conditional Values*).

Examples

Here is an example of the cigoto opcode. It uses the files *cigoto.orc* and *cigoto.sco* .

Example 1. Example of the *cigoto* opcode.

```

/* cigoto.orc */
; Initialize the global variables.
sr = 44100
kr = 4410
ksmps = 10
nchnls = 1

; Instrument #1.
instr 1
; Get the value of the 4th p-field from the score.
iparam = p4

; If iparam is 1 then play the high note.
; If not then play the low note.
cigoto (iparam ==1), highnote
    igoto lownote

highnote:
    ifreq = 880
    goto playit

lownote:
    ifreq = 440
    goto playit

playit:
; Print the values of iparam and ifreq.
print iparam
print ifreq

    a1 oscil 10000, ifreq, 1
    out a1
endin
/* cigoto.orc */

```

```

/* cigoto.sco */
; Table #1: a simple sine wave.
f 1 0 32768 10 1

; p4: 1 = high note, anything else = low note
; Play Instrument #1 for one second, a low note.
i 1 0 1 0
; Play a Instrument #1 for one second, a high note.
i 1 1 1 1
e
/* cigoto.sco */

```

Its output should include lines like:

```

instr 1: iparam = 0.000
instr 1: ifreq = 440.000
instr 1: iparam = 1.000
instr 1: ifreq = 880.000

```

See Also

cggoto , *ckgoto* , *cngoto* , *goto* , *if* , *kgoto* , *rigoto* , *tigoto* , *timeout*

Credits

Added a note by Jim Aikin.

Example written by Kevin Conder.

19.59. *ckgoto*

ckgoto – Conditionally transfer control during the p-time passes.

Description

During the p-time passes only, unconditionally transfer control to the statement labeled by *label* .

Syntax

ckgoto condition, label

where *label* is in the same instrument block and is not an expression, and where *R* is one of the Relational operators (*<* , *=* , *<=* , *==* , *!=*) (and *=* for convenience, see also under *Conditional Values*).

Examples

Here is an example of the ckgoto opcode. It uses the files *ckgoto.orc* and *ckgoto.sco* .

Example 1. Example of the ckgoto opcode.

```
/* ckgoto.orc */
; Initialize the global variables.
sr = 44100
kr = 4410
ksmps = 10
nchnls = 1

; Instrument #1.
instr 1
; Change kval linearly from 0 to 2 over
; the period set by the third p-field.
kval line 0, p3, 2

; If kval is greater than or equal to 1 then play the high note.
; If not then play the low note.
ckgoto (kval >= 1), highnote
kgoto lownote

highnote:
kfreq = 880
goto playit

lownote:
kfreq = 440
goto playit

playit:
; Print the values of kval and kfreq.
printks "kval=%f, kfreq=%f\n", 1, kval, kfreq

a1 oscil 10000, kfreq, 1
out a1
endin
/* ckgoto.orc */
```

```
/* ckgoto.sco */
; Table: a simple sine wave.
f 1 0 32768 10 1

; Play Instrument #1 for two seconds.
i 1 0 2
e
/* ckgoto.sco */
```

Its output should include lines like:

```
kval = 0.000000, kfreq = 440.000000
kval = 0.999732, kfreq = 440.000000
kval = 1.999639, kfreq = 880.000000
```

See Also

eggoto , *cigoto* , *cngoto* , *goto* , *if* , *igoto* , *tigoto* , *timeout*

Credits

Added a note by Jim Aikin.

Example written by Kevin Conder.

19.60. *clear*

clear – Zeroes a list of audio signals.

Description

clear zeroes a list of audio signals.

Syntax

clear *avar1* [, *avar2*] [, *avar3*] [...]

Performance

avar1, *avar2*, *avar3*, ... – signals to be zeroed

vincr (variable increment) and *clear* are intended to be used together. *vincr* stores the result of the sum of two audio variables into the first variable itself (which is intended to be used as an accumulator in polyphony). The accumulator variable can be used for output signal by means of *fout* opcode. After the disk writing operation, the accumulator variable should be set to zero by means of *clear* opcode (or it will explode).

Examples

See the *fout* opcode for an example.

See Also

vincr

Credits

Author: Gabriel Maldonado Italy 1999

New in Csound version 3.56

19.61. *clfilt*

clfilt – Implements low-pass and high-pass filters of different styles.

Description

Implements the classical standard analog filter types: low-pass and high-pass. They are implemented with the four classical kinds of filters: Butterworth, Chebyshev Type I, Chebyshev Type II, and Elliptical. The number of poles may be any even number from 2 to 80.

Syntax

ar **clfilt** asig, kfreq, itype, inpol [, ikind] [, ipbr] [, isba] [, iskip]

Initialization

itype – 0 for low-pass, 1 for high-pass.

inpol – The number of poles in the filter. It must be an even number from 2 to 80.

ikind (optional) – 0 for Butterworth, 1 for Chebyshev Type I, 2 for Chebyshev Type II, 3 for Elliptical. Defaults to 0 (Butterworth)

ipbr (optional) – The pass-band ripple in dB. Must be greater than 0. It is ignored by Butterworth and Chebyshev Type II. The default is 1 dB.

isba (optional) – The stop-band attenuation in dB. Must be less than 0. It is ignored by Butterworth and Chebyshev Type I. The default is -60 dB.

iskip (optional) – 0 initializes all filter internal states to 0. 1 skips initialization. The default is 0.

Performance

asig – The input audio signal.

kfreq – The corner frequency for low-pass or high-pass.

Examples

Here is an example of the `clfilt` opcode as a low-pass filter. It uses the files `clfilt_lowpass.orc` and `clfilt_lowpass.sco`.

Example 1. Example of the `clfilt` opcode as a low-pass filter.

```
/* clfilt_lowpass.orc */
; Initialize the global variables.
sr = 22050
kr = 2205
ksmps = 10
nchnls = 1

; Instrument #1 - an unfiltered noise waveform.
instr 1
; White noise signal
asig rand 22050

out asig
endin

; Instrument #2 - a filtered noise waveform.
instr 2
; White noise signal
asig rand 22050

; Lowpass filter signal asig with a
; 10-pole Butterworth at 500 Hz.
a1 clfilt asig, 500, 0, 10
```

```

    out a1
  endin
  /* clfilt_lowpass.orc */

```

```

/* clfilt_lowpass.sco */
; Play Instrument #1 for two seconds.
i 1 0 2
; Play Instrument #2 for two seconds.
i 2 2 2
e
/* clfilt_lowpass.sco */

```

Here is an example of the `clfilt` opcode as a high-pass filter. It uses the files `clfilt_highpass.orc` and `clfilt_highpass.sco`.

Example 2. Example of the `clfilt` opcode as a high-pass filter.

```

/* clfilt_highpass.orc */
; Initialize the global variables.
sr = 22050
kr = 2205
ksmps = 10
nchnls = 1

; Instrument #1 - an unfiltered noise waveform.
instr 1
  ; White noise signal
  asig rand 22050

  out asig
endin

; Instrument #2 - a filtered noise waveform.
instr 2
  ; White noise signal
  asig rand 22050

  ; Highpass filter signal asig with a 6-pole Chebyshev
  ; Type I at 20 Hz with 3 dB of passband ripple.
  a1 clfilt asig, 20, 1, 6, 1, 3

  out a1
endin
/* clfilt_highpass.orc */

```

```

/* clfilt_highpass.sco */
; Play Instrument #1 for two seconds.
i 1 0 2
; Play Instrument #2 for two seconds.
i 2 2 2
e
/* clfilt_highpass.sco */

```

Credits

Author: Erik Spjut

New in version 4.20

19.62. clip

`clip` – Clips a signal to a predefined limit.

Description

Clips an a-rate signal to a predefined limit, in a “soft” manner, using one of three methods.

Syntax

ar **clip** asig, imeth, ilimit [, iarg]

Initialization

imeth – selects the clipping method. The default is 0. The methods are:

- 0 = Bram de Jong method (default)
- 1 = sine clipping
- 2 = tanh clipping

ilimit – limiting value

iarg (optional, default=0.5) – when *imeth* = 0, indicates the point at which clipping starts, in the range 0 - 1. Not used when *imeth* = 1 or *imeth* = 2. Default is 0.5.

Performance

asig – a-rate input signal

The Bram de Jong method (*imeth* = 0) applies the algorithm:

```
| x
| > a
:   f(x)
) = sin(x)
) * (a+(x-a)
)/(1+((x-a)
)/(1-a
))2 |x
| > 1: f(x)
) = sin(x)
) * (a
+1)/2
```

This method requires that *asig* be normalized to 1.

The second method (*imeth* = 1) is the sine clip:

```
| x
| < limit
: f(x)
) = limit
) * sin(960*x)
/(2*limit
) f(x)
) = limit
) * sin(x)
)
```

The third method (*imeth* = 2) is the tanh clip:

```
| x
| < limit
: f(x)
) = limit
) * tanh(x/limit)
)/tanh(1) f(x)
) = limit
) * sin(x)
)
```

Note

Method 1 appears to be non-functional at release of Csound version 4.07.

Examples

Here is an example of the `clip` opcode. It uses the files `clip.orc` and `clip.sco`.

Example 1. Example of the `clip` opcode.

```
/* clip.orc */
; Initialize the global variables.
sr = 44100
kr = 4410
ksmps = 10
nchnls = 1

; Instrument #1.
instr 1
; Generate a noisy waveform.
arnd rand 44100
; Clip the noisy waveform's amplitude to 20,000
out a1 clip arnd, 2, 20000
endin
/* clip.orc */

/* clip.sco */
; Play Instrument #1 for one second.
i 1 0 1
e
/* clip.sco */
```

Credits

Author: John fitch University of Bath, Codemist Ltd. Bath, UK August, 2000
New in Csound version 4.07

19.63. *clock*

`clock` – Deprecated.

Description

Deprecated. Use the `rtclock` opcode instead.

19.64. *clockoff*

`clockoff` – Stops one of a number of internal clocks.

Description

Stops one of a number of internal clocks.

Syntax

`clockoff` inum

Initialization

inum – the number of a clock. There are 32 clocks numbered 0 through 31. All other values are mapped to clock number 32.

Performance

Between a *clockon* and a *clockoff* opcode, the CPU time used is accumulated in the clock. The precision is machine dependent but is the millisecond range on UNIX and Windows systems. The *readclock* opcode reads the current value of a clock at initialization time.

Examples

See the *readclock* opcode for an example.

See Also

clockon , *readclock*

Credits

Author: John fitch University of Bath/Codemist Ltd. Bath, UK July, 1999
New in Csound version 3.56

19.65. clockon

clockon – Starts one of a number of internal clocks.

Description

Starts one of a number of internal clocks.

Syntax

clockon inum

Initialization

inum – the number of a clock. There are 32 clocks numbered 0 through 31. All other values are mapped to clock number 32.

Performance

Between a *clockon* and a *clockoff* opcode, the CPU time used is accumulated in the clock. The precision is machine dependent but is the millisecond range on UNIX and Windows systems. The *readclock* opcode reads the current value of a clock at initialization time.

Examples

See the *readclock* opcode for an example.

See Also

clockoff , *readclock*

Credits

Author: John fitch University of Bath/Codemist Ltd. Bath, UK July, 1999
New in Csound version 3.56

19.66. *cngoto*

cngoto – Transfers control on every pass when a condition is not true.

Description

Transfers control on every pass when the condition is *not* true.

Syntax

cngoto condition, label

where *label* is in the same instrument block and is not an expression, and where *R* is one of the Relational operators (< , = , <= , == , !=) (and = for convenience, see also under *Conditional Values*).

Examples

Here is an example of the *cngoto* opcode. It uses the files *cngoto.orc* and *cngoto.sco* .

Example 1. Example of the *cngoto* opcode.

```
/* cngoto.orc */
; Initialize the global variables.
sr = 44100
kr = 4410
ksmps = 10
nchnls = 1

; Instrument #1.
instr 1
; Change kval linearly from 0 to 2 over
; the period set by the third p-field.
kval line 0, p3, 2

; If kval *is not* greater than or equal to 1 then play
; the high note. Otherwise, play the low note.
cngoto (kval >= 1), highnote
kgoto lownote

highnote:
kfreq = 880
goto playit

lownote:
kfreq = 440
goto playit
```

19. Orchestra Opcodes and Operators

```
playit:
; Print the values of kval and kfreq.
printks "kval=%f, kfreq=%f\n", 1, kval, kfreq

a1 oscil 10000, kfreq, 1
out a1
endin
/* cngoto.orc */
```

```
/* cngoto.sco */
; Table: a simple sine wave.
f 1 0 32768 10 1

; Play Instrument #1 for two seconds.
i 1 0 2
e
/* cngoto.sco */
```

Its output should include lines like:

```
kval = 0.000000, kfreq = 880.000000
kval = 0.999732, kfreq = 880.000000
kval = 1.999639, kfreq = 440.000000
```

See Also

cgoto , *cigoto* , *ckgoto* , *goto* , *if* , *igoto* , *tigoto* , *timeout*

Credits

Example written by Kevin Conder.

New in version 4.21

19.67. comb

comb – Reverberates an input signal with a “colored” frequency response.

Description

Reverberates an input signal with a “colored” frequency response.

Syntax

ar **comb** asig, krvt, ilpt [, iskip] [, insmps]

Initialization

ilpt – loop time in seconds, which determines the “echo density” of the reverberation. This in turn characterizes the “color” of the *comb* filter whose frequency response curve will contain $ilpt * sr / 2$ peaks spaced evenly between 0 and $sr / 2$ (the Nyquist frequency). Loop time can be as large as available memory will permit. The space required for an n second loop is $4n * sr$ bytes. Delay space is allocated and returned as in *delay* .

iskip (optional, default=0) – initial disposition of delay-loop data space (cf. *reson*). The default value is 0.

insmps (optional, default=0) – delay amount, as a number of samples.

Performance

krvt – the reverberation time (defined as the time in seconds for a signal to decay to 1/1000, or 60dB down from its original amplitude).

This filter reiterates input with an echo density determined by loop time *ilpt* . The attenuation rate is independent and is determined by *krvt* , the reverberation time (defined as the time in seconds for a signal to decay to 1/1000, or 60dB down from its original amplitude). Output from a comb filter will appear only after *ilpt* seconds.

Examples

Here is an example of the comb opcode. It uses the files *comb.orc* and *comb.sco* .

Example 1. Example of the comb opcode.

```
/* comb.orc */
; Initialize the global variables.
sr = 44100
kr = 4410
ksmps = 10
nchnls = 1

; Initialize the audio mixer.
gamix init 0

; Instrument #1.
instr 1
  ; Generate a source signal.
  a1 oscili 30000, cpspch(p4), 1
  ; Output the direct sound.
  out a1

  ; Add the source signal to the audio mixer.
  gamix = gamix + a1
endin

; Instrument #99 (highest instr number executed last)
instr 99
  krvt = 1.5
  ilpt = 0.1

  ; Comb-filter the mixed signal.
  a99 comb gamix, krvt, ilpt
  ; Output the result.
  out a99

  ; Empty the mixer for the next pass.
  gamix = 0
endin
/* comb.orc */

/* comb.sco */
; Table #1, a sine wave.
f 1 0 128 10 1

; p4 = frequency (in a pitch-class)
; Play Instrument #1 for a tenth of a second, p4=7.00
i 1 0 0.1 7.00
; Play Instrument #1 for a tenth of a second, p4=7.02
i 1 1 0.1 7.02
; Play Instrument #1 for a tenth of a second, p4=7.04
i 1 2 0.1 7.04
; Play Instrument #1 for a tenth of a second, p4=7.06
i 1 3 0.1 7.06

; Make sure the comb-filter remains active.
i 99 0 5
e
/* comb.sco */
```

See Also

alpass , *reverb* , *valpass* , *vcomb*

Credits

Author: William “Pete” Moss (*vcomb* and *valpass*) University of Texas at Austin Austin, Texas USA January 20
Example written by Kevin Conder.

19.68. control

control – Configurable slider controls for realtime user input.

Description

Configurable slider controls for realtime user input. Requires Winsound or TCL/TK. *control* reads a slider’s value.

Syntax

kr **control** knum

Performance

knum – number of the slider to be read.

Calling *control* will create a new slider on the screen. There is no theoretical limit to the number of sliders. Windows and TCL/TK use only integers for slider values, so the values may need rescaling. GUIs usually pass values at a fairly slow rate, so it may be advisable to pass the output of *control* through *port* .

Examples

See the *setctrl* opcode for an example.

See Also

setctrl

Credits

Author: John ffitc University of Bath, Codemist. Ltd. Bath, UK May, 2000
New in Csound version 4.06

19.69. convle

convle – Same as the *convolve* opcode.

Description

Same as the *convolve* opcode.

Syntax

ar1 [, ar2] [, ar3] [, ar4] **convle** ain, ifilcod [, ichannel]

19.70. convolve

convolve – Convolve a signal and an impulse response.

Description

Output is the convolution of signal *ain* and the impulse response contained in *ifilcod*. If more than one output signal is supplied, each will be convolved with the same impulse response. Note that it is considerably more efficient to use one instance of the operator when processing a mono input to create stereo, or quad, outputs.

Note: this opcode can also be written as *convle*.

Syntax

ar1 [, ar2] [, ar3] [, ar4] **convolve** ain, ifilcod [, ichannel]

Initialization

ifilcod – integer or character-string denoting an impulse response data file. An integer denotes the suffix of a file *convolve.m*; a character string (in double quotes) gives a filename, optionally a full pathname. If not a fullpath, the file is sought first in the current directory, then in the one given by the environment variable SADIR (if defined). The data file contains the Fourier transform of an impulse response. Memory usage depends on the size of the data file, which is read and held entirely in memory during computation, but which is shared by multiple calls.

ichannel (optional) – which channel to use from the impulse response data file.

Performance

ain – input audio signal.

convolve implements Fast Convolution. The output of this operator is delayed with respect to the input. The following formulas should be used to calculate the delay:

```

For (1/kr) <= IRdur :
    Delay = ceil(IRdur * kr) / kr
For (1/kr) > IRdur :
    Delay = IRdur * ceil(1/(kr*IRdur))
Where :
    kr = Csound control rate
    IRdur = duration, in seconds, of impulse response
    ceil(n) = smallest integer not smaller than n

```

One should be careful to also take into account the initial delay, if any, of the impulse response. For example, if an impulse response is created from a recording, the soundfile may not have the initial delay included. Thus, one should either ensure that the soundfile has the correct amount of zero padding at the start, or, preferably, compensate for this delay in the orchestra. (the latter method is more efficient). To compensate for the delay in the orchestra, subtract the initial delay from the result calculated using the above formula(s), when calculating the required delay to introduce into the 'dry' audio path.

19. Orchestra Opcodes and Operators

For typical applications, such as reverb, the delay will be in the order of 0.5 to 1.5 seconds, or even longer. This renders the current implementation unsuitable for real time applications. It could conceivably be used for real time filtering however, if the number of taps is small enough.

The author intends to create a higher-level operator at some stage, that would mix the wet & dry signals, using the correct amount of delay automatically.

Examples

Create frequency domain impulse response file using the *cvanal utility* :

```
csound -Ucvanal l1_44.wav l1_44.cv
```

Determine duration of impulse response. For high accuracy, determine the number of sample frames in the impulse response soundfile, and then compute the duration with:

$$\text{duration} = (\text{sample frames}) / (\text{sample rate of soundfile})$$

This is due to the fact that the *sndinfo utility* only reports the duration to the nearest 10ms. If you have a utility that reports the duration to the required accuracy, then you can simply use the reported value directly.

```
sndinfo l1_44.wav
```

length = 60822 samples, sample rate = 44100

Duration = $60822 / 44100 = 1.379\text{s}$.

Determine initial delay, if any, of impulse response. If the impulse response has not had the initial delay removed, then you can skip this step. If it has been removed, then the only way you will know the initial delay is if the information has been provided separately. For this example, let's assume that the initial delay is 60ms. (0.06s)

Determine the required delay to apply to the dry signal, to align it with the convolved signal:

If $kr = 441$:
 $1/kr = 0.0023$, which is $\leq IRdur$ (1.379s), so:
Delay1 = $\text{ceil}(IRdur * kr) / kr$
= $\text{ceil}(608.14) / 441$
= $609 / 441$
= 1.38s

Accounting for the initial delay:

Delay2 = 0.06s
Total delay = delay1 - delay2
= $1.38 - 0.06$
= 1.32s

Create .orc file, e.g.:

```
; Simple demonstration of CONVOLVE operator, to apply reverb.
sr = 44100
kr = 441
ksmps = 100
nchnls = 2
instr 1
imix = 0.22 ; Wet/dry mix. Vary as desired.
; NB: 'Small' reverbs often require a much higher
; percentage of wet signal to sound interesting. 'Large'
; reverbs seem require less. Experiment! The wet/dry mix is
; very important - a small change can make a large difference.
ivol = 0.9 ; Overall volume level of reverb. May need to adjust
```

```

; when wet/dry mix is changed, to avoid clipping.
idel = 1.32 ; Required delay to align dry audio with output of convolve.
; This can be automatically calculated within the orc file,
; if desired.
adry      soundin
"anechoic.wav" ; input (dry) audio
awet1,awet2 convolve
adry,"l1_44.cv" ; stereo convolved (wet) audio
adrydel    delay
(1-imix)*adry,idel ; Delay dry signal, to align it with
; convolved signal. Apply level
; adjustment here too.
outs
ivol*(adrydel+imix*awet1),ivol*(adrydel+imix*awet2)
; Mix wet & dry signals, and output
endin

```

Credits

Author: Greg Sullivan 1996

19.71. cos

cos – Performs a cosine function.

Description

Returns the cosine of x (x in radians).

Syntax

cos (x) (no rate restriction)

Examples

Here is an example of the cos opcode. It uses the files *cos.orc* and *cos.sco*.

Example 1. Example of the cos opcode.

```

/* cos.orc */
; Initialize the global variables.
sr = 44100
kr = 4410
ksmps = 10
nchnls = 1

; Instrument #1.
instr 1
  irad = 25
  i1 = cos(irad)

  print i1
endin
/* cos.orc */

/* cos.sco */
; Play Instrument #1 for one second.
i 1 0 1
e
/* cos.sco */

```

Its output should include lines like this:

```
instr 1: i1 = 0.991
```

See Also

cosh , *cosinv* , *sin* , *sinh* , *sininv* , *tan* , *tanh* , *taninv*

Credits

Example written by Kevin Conder.

19.72. cosh

`cosh` – Performs a hyperbolic cosine function.

Description

Returns the hyperbolic cosine of x (x in radians).

Syntax

`cosh` (x) (no rate restriction)

Examples

Here is an example of the `cosh` opcode. It uses the files *cosh.orc* and *cosh.sco* .

Example 1. Example of the `cosh` opcode.

```
/* cosh.orc */
; Initialize the global variables.
sr = 44100
kr = 4410
ksmps = 10
nchnls = 1

; Instrument #1.
instr 1
  irad = 1
  i1 = cosh(irad)

  print i1
endin
/* cosh.orc */

/* cosh.sco */
; Play Instrument #1 for one second.
i 1 0 1
e
/* cosh.sco */
```

Its output should include lines like this:

```
instr 1: i1 = 1.543
```

See Also

cos , *cosinv* , *sin* , *sinh* , *sininv* , *tan* , *tanh* , *taninv*

Credits

Example written by Kevin Conder.

19.73. *cosinv*

cosinv – Performs a arccosine function.

Description

Returns the arccosine of x (x in radians).

Syntax

cosinv (x) (no rate restriction)

Examples

Here is an example of the *cosinv* opcode. It uses the files *cosinv.orc* and *cosinv.sco* .

Example 1. Example of the *cosinv* opcode.

```
/* cosinv.orc */
; Initialize the global variables.
sr = 44100
kr = 4410
ksmps = 10
nchnls = 1

; Instrument #1.
instr 1
  irad = 0.5
  i1 = cosinv(irad)

  print i1
endin
/* cosinv.orc */
```

```
/* cosinv.sco */
; Play Instrument #1 for one second.
i 1 0 1
e
/* cosinv.sco */
```

Its output should include lines like this:

```
instr 1: i1 = 1.047
```

See Also

cos , *cosh* , *sin* , *sinh* , *sininv* , *tan* , *tanh* , *taninv*

Credits

Example written by Kevin Conder.

19.74. *cps2pch*

cps2pch – Converts a pitch-class value into cycles-per-second for equal divisions of the octave.

Description

Converts a pitch-class value into cycles-per-second (Hz) for equal divisions of the octave.

Syntax

icps **cps2pch** ipch, iequal

Initialization

ipch – Input number of the form 8ve.pc, indicating an 'octave' and which note in the octave.

iequal – if positive, the number of equal intervals into which the 'octave' is divided. Must be less than or equal to 100. If negative, is the number of a table of frequency multipliers.

Note

1. The following are essentially the same

```
ia = cpspch (8.02)
ib  cps2pch 8.02, 12
ic  cpspch 8.02, 12, 2, 1.02197503906
```

2. These are opcodes not functions
3. Negative values of *ipch* are allowed.

Examples

Here is an example of the *cps2pch* opcode. It uses the files *cps2pch.orc* and *cps2pch.sco* .

Example 1. Example of the *cps2pch* opcode.

```
/* cps2pch.orc */
; Initialize the global variables.
sr = 44100
kr = 4410
ksmps = 10
nchnls = 1

; Instrument #1.
instr 1
; Use a normal twelve-tone scale.
ipch = 8.02
iequal = 12

icps cps2pch ipch, iequal

print icps
endin
/* cps2pch.orc */
```

```
/* cps2pch.sco */
; Play Instrument #1 for one second.
i 1 0 1
e
/* cps2pch.sco */
```

Its output should include lines like this:

```
instr 1: icps = 293.666
```


Here is an example of the cps2pch opcode using a table of frequency multipliers. It uses the files *cps2pch_fhtable.orc* and *cps2pch_fhtable.sco*.

Example 2. Example of the cps2pch opcode using a table of frequency multipliers.

```
/* cps2pch_fhtable.orc */
; Initialize the global variables.
sr = 44100
kr = 4410
ksmps = 10
nchnls = 1

; Instrument #1.
instr 1
  ipch = 8.02

  ; Use Table #1, a table of frequency multipliers.
  icps cps2pch ipch, -1

  print icps
endin
/* cps2pch_fhtable.orc */

/* cps2pch_fhtable.sco */
; Table #1: a table of frequency multipliers.
; Creates a 10-note scale of unequal divisions.
f 1 0 16 -2 1 1.1 1.2 1.3 1.4 1.6 1.7 1.8 1.9

; Play Instrument #1 for one second.
i 1 0 1
e
/* cps2pch_fhtable.sco */
```

Its output should include lines like this:

```
instr 1: icps = 313.951
```

Here is an example of the cps2pch opcode using a 19ET scale. It uses the files *cps2pch_19et.orc* and *cps2pch_19et.sco*.

Example 3. Example of the cps2pch opcode using a 19ET scale.

```
/* cps2pch_19et.orc */
; Initialize the global variables.
sr = 44100
kr = 4410
ksmps = 10
nchnls = 1

; Instrument #1.
instr 1
  ; Use 19ET scale.
  ipch = 8.02
  iequal = 19

  icps cps2pch ipch, iequal

  print icps
endin
/* cps2pch_19et.orc */

/* cps2pch_19et.sco */
; Play Instrument #1 for one second.
i 1 0 1
e
/* cps2pch_19et.sco */
```

Its output should include lines like this:

```
instr 1: icps = 281.429
```

See Also

cpspch, *cpsxpch*

Credits

Author: John ffitc University of Bath/Codemist Ltd. Bath, UK 1997

Author: Gabriel Maldonado Italy 1998

New in Csound version 3.492

19.75. cpsmidi

cpsmidi – Get the note number of the current MIDI event, expressed in cycles-per-second.

Description

Get the note number of the current MIDI event, expressed in cycles-per-second.

Syntax

icps **cpsmidi**

Performance

Get the note number of the current MIDI event, expressed in cycles-per-second units, for local processing.

Examples

Here is an example of the cpsmidi opcode. It uses the files *cpsmidi.orc* and *cpsmidi.sco*.

Example 1. Example of the cpsmidi opcode.

```
/* cpsmidi.orc */
; Initialize the global variables.
sr = 44100
kr = 4410
ksmps = 10
nchnls = 1

; Instrument #1.
instr 1
  i1 cpsmidi

  print i1
endin
/* cpsmidi.orc */
```

```
/* cpsmidi.sco */
; Play Instrument #1 for 12 seconds.
i 1 0 12
e
/* cpsmidi.sco */
```

See Also

aftouch, *ampmidi*, *cpsmidib*, *cpstmid*, *midictrl*, *notnum*, *octmidi*, *octmidib*, *pchbend*, *pchmidi*, *pchmidib*, *veloc*

Credits

Author: Barry L. Vercoe - Mike Berry MIT - Mills May 1997

Example written by Kevin Conder.

19.76. cpsmidib

cpsmidib – Get the note number of the current MIDI event and modify it by the current pitch-bend value, express it in cycles-per-second.

Description

Get the note number of the current MIDI event and modify it by the current pitch-bend value, express it in cycles-per-second.

Syntax

icps **cpsmidib** [irange]

kcps **cpsmidib** [irange]

Initialization

irange (optional) – the pitch bend range in semitones.

Performance

Get the note number of the current MIDI event, modify it by the current pitch-bend value, and express the result in cycles-per-second units. Available as an i-time value or as a continuous k-rate value.

Examples

Here is an example of the cpsmidib opcode. It uses the files *cpsmidib.orc* and *cpsmidib.sco* .

Example 1. Example of the cpsmidib opcode.

```
/* cpsmidib.orc */
; Initialize the global variables.
sr = 44100
kr = 4410
ksmps = 10
nchnls = 1

; Instrument #1.
instr 1
  i1 cpsmidib

  print i1
endin
/* cpsmidib.orc */

/* cpsmidib.sco */
; Play Instrument #1 for 12 seconds.
i 1 0 12
e
/* cpsmidib.sco */
```

See Also

aftouch , *ampmidi* , *cpsmidi* , *midictrl* , *notnum* , *octmidi* , *octmidib* , *pchbend* , *pchmidi* , *pchmidib* , *veloc*

Credits

Author: Barry L. Vercoe - Mike Berry MIT - Mills May 1997

Example written by Kevin Conder.

19.77. cpsoct

cpsoct – Converts an octave-point-decimal value to cycles-per-second.

Description

Converts an octave-point-decimal value to cycles-per-second.

Syntax

cpsoct (oct) (no rate restriction)

where the argument within the parentheses may be a further expression.

Performance

These are really *value converters* with a special function of manipulating pitch data.

Data concerning pitch and frequency can exist in any of the following forms:

Table 1. Pitch and Frequency Values

Name	Abbreviation
octave point pitch-class (8ve.pc)	<i>pch</i>
octave point decimal	<i>oct</i>
cycles per second	<i>cps</i>

The first two forms consist of a whole number, representing octave registration, followed by a specially interpreted fractional part. For *pch* , the fraction is read as two decimal digits representing the 12 equal-tempered pitch classes from .00 for C to .11 for B. For *oct* , the fraction is interpreted as a true decimal fractional part of an octave. The two fractional forms are thus related by the factor 100/12. In both forms, the fraction is preceded by a whole number octave index such that 8.00 represents Middle C, 9.00 the C above, etc. Thus A440 can be represented alternatively by 440 (*cps*), 8.09 (*pch*), or 8.75 (*oct*). Microtonal divisions of the *pch* semitone can be encoded by using more than two decimal places.

The mnemonics of the pitch conversion units are derived from morphemes of the forms involved, the second morpheme describing the source and the first morpheme the object (result). Thus *cpspch* (8.09) will convert the pitch argument 8.09 to its *cps* (or Hertz) equivalent, giving the value of 440. Since the argument is constant over the duration of the note, this conversion will take place at i-time, before any samples for the current note are produced.

By contrast, the conversion *cpsoct* (8.75 + k1) which gives the value of A440 transposed by the octave interval *k1* . The calculation will be repeated every k-period since that is the rate at which *k1* varies.

Note

The conversion from *pch* or *oct* into *cps* is not a linear operation but involves an exponential process that

Examples

Here is an example of the *cpsoct* opcode. It uses the files *cpsoct.orc* and *cpsoct.sco* .

Example 1. Example of the *cpsoct* opcode.

```
/* cpsoct.orc */
; Initialize the global variables.
sr = 44100
kr = 4410
ksmps = 10
nchnls = 1

; Instrument #1.
instr 1
; Convert an octave-point-decimal value into a
; cycles-per-second value.
ioct = 8.75
icps = cpsoct(ioct)

print icps
endin
/* cpsoct.orc */
```

```
/* cpsoct.sco */
; Play Instrument #1 for one second.
i 1 0 1
e
/* cpsoct.sco */
```

Its output should include lines like this:

```
instr 1: icps = 440.000
```

See Also

cpspch , *octcps* , *octpch* , *pchoct*

Credits

Example written by Kevin Conder.

19.78. *cpspch*

cpspch – Converts a pitch-class value to cycles-per-second.

Description

Converts a pitch-class value to cycles-per-second.

Syntax

cpspch (*pch*) (*init-* or *control-rate* args only)

where the argument within the parentheses may be a further expression.

Performance

These are really *value converters* with a special function of manipulating pitch data.

Data concerning pitch and frequency can exist in any of the following forms:

Table 1. Pitch and Frequency Values

Name	Abbreviation
octave point pitch-class (8ve.pc)	pch
octave point decimal	oct
cycles per second	cps

The first two forms consist of a whole number, representing octave registration, followed by a specially interpreted fractional part. For *pch*, the fraction is read as two decimal digits representing the 12 equal-tempered pitch classes from .00 for C to .11 for B. For *oct*, the fraction is interpreted as a true decimal fractional part of an octave. The two fractional forms are thus related by the factor 100/12. In both forms, the fraction is preceded by a whole number octave index such that 8.00 represents Middle C, 9.00 the C above, etc. Thus A440 can be represented alternatively by 440 (*cps*), 8.09 (*pch*), or 8.75 (*oct*). Microtonal divisions of the *pch* semitone can be encoded by using more than two decimal places.

The mnemonics of the pitch conversion units are derived from morphemes of the forms involved, the second morpheme describing the source and the first morpheme the object (result). Thus *cpspch* (8.09) will convert the pitch argument 8.09 to its *cps* (or Hertz) equivalent, giving the value of 440. Since the argument is constant over the duration of the note, this conversion will take place at i-time, before any samples for the current note are produced.

By contrast, the conversion *cpsoct* (8.75 + k1) which gives the value of A440 transposed by the octave interval *k1*. The calculation will be repeated every k-period since that is the rate at which *k1* varies.

Note

The conversion from *pch* or *oct* into *cps* is not a linear operation but involves an exponential process that could

Examples

Here is an example of the *cpspch* opcode. It uses the files *cpspch.orc* and *cpspch.sco*.

Example 1. Example of the *cpspch* opcode.

```
/* cpspch.orc */
; Initialize the global variables.
sr = 44100
kr = 4410
ksmps = 10
nchnls = 1

; Instrument #1.
instr 1
; Convert a pitch-class value into a
; cycles-per-second value.
ipch = 8.09
icps = cpspch(ipch)

print icps
endin
/* cpspch.orc */
```

```
/* cpspch.sco */
; Play Instrument #1 for one second.
i 1 0 1
e
/* cpspch.sco */
```

Its output should include lines like this:

```
instr 1: icps = 440.000
```

See Also

cps2pch , *cpsoct* , *cpsxpch* , *octcps* , *octpch* , *pchoct*

Credits

Example written by Kevin Conder.

19.79. *cpstmid*

cpstmid – Get a MIDI note number (allows customized micro-tuning scales).

Description

This unit is similar to *cpsmidi* , but allows fully customized micro-tuning scales.

Syntax

icps **cpstmid** ifn

Initialization

ifn – function table containing the parameters (*numgrades* , *interval* , *basefreq* , *basekeymidi*) and the tuning ratios.

Performance

Init-rate only

cpstmid requires five parameters, the first, *ifn* , is the function table number of the tuning ratios, and the other parameters must be stored in the function table itself. The function table *ifn* should be generated by *GEN02* , with normalization inhibited. The first four values stored in this function are:

1. *numgrades* – the number of grades of the micro-tuning scale
2. *interval* – the frequency range covered before repeating the grade ratios, for example 2 for one octave, 1.5 for a fifth etc.
3. *basefreq* – the base frequency of the scale in Hz
4. *basekeymidi* – the MIDI note number to which *basefreq* is assigned unmodified

After these four values, the user can begin to insert the tuning ratios. For example, for a standard 12 note scale with the base frequency of 261 Hz assigned to the key number 60, the corresponding f-statement in the score to generate the table should be:

```

;          numgrades interval basefreq basekeymidi tuning ratios (equal temp)
f1 0 64 -2 12  2    261    60    1 1.059463094359 1.122462048309 1.189207115003 ..etc...
```

Another example with a 24 note scale with a base frequency of 440 assigned to the key number 48, and a repetition interval of 1.5:

19. Orchestra Opcodes and Operators

```
;          numgrades interval basefreq basekeymidi tuning-ratios (equal temp)
f1 0 64 -2 24      1.5    440      48      1 1.01 1.02 1.03 ..etc...
```

Examples

Here is an example of the `cpstmid` opcode. It uses the files `cpstmid.orc` and `cpstmid.sco`.

Example 1. Example of the `cpstmid` opcode.

```
/* cpstmid.orc */
; Initialize the global variables.
sr = 44100
kr = 4410
ksmps = 10
nchnls = 1

; Table #1, a normal 12-tone equal temperament scale.
; numgrades = 12 (twelve tones)
; interval = 2 (one octave)
; basefreq = 261.659 (Middle C)
; basekeymidi = 60 (Middle C)
gitemp ftgen 1, 0, 64, -2, 12, 2, 261.659, 60, 1.00, \
          1.059, 1.122, 1.189, 1.260, 1.335, 1.414, \
          1.498, 1.588, 1.682, 1.782, 1.888, 2.000

; Instrument #1.
instr 1
; Use Table #1.
ifn = 1
i1 cpstmid ifn

print i1
endin
/* cpstmid.orc */

/* cpstmid.sco */
; Play Instrument #1 for 12 seconds.
i 1 0 12
e
/* cpstmid.sco */
```

See Also

cpsmidi, *GEN02*

Credits

Author: Gabriel Maldonado Italy 1998

Example written by Kevin Conder.

New in Csound version 3.492

19.80. `cpstun`

`cpstun` – Returns micro-tuning values at k-rate.

Description

Returns micro-tuning values at k-rate.

Syntax

kcps **cpstun** ktrig, kindex, kfn

Performance

kcps – Return value in cycles per second.

ktrig – A trigger signal used to trigger the evaluation.

kindex – An integer number denoting an index of scale.

kfn – Function table containing the parameters (numgrades, interval, basefreq, basekeymidi) and the tuning ratios.

These opcodes are similar to *cpstmid*, but work without necessity of MIDI.

cpstun works at k-rate. It allows fully customized micro-tuning scales. It requires a function table number containing the tuning ratios, and some other parameters stored in the function table itself.

kindex arguments should be filled with integer numbers expressing the grade of given scale to be converted in cps. In *cpstun*, a new value is evaluated only when *ktrig* contains a non-zero value. The function table *kfn* should be generated by *GEN02* and the first four values stored in this function are parameters that express:

- numgrades – The number of grades of the micro-tuning scale.
- interval – The frequency range covered before repeating the grade ratios, for example 2 for one octave, 1.5 for a fifth etcetera.
- basefreq – The base frequency of the scale in cycles per second.
- basekey – The integer index of the scale to which to assign basefreq unmodified.

After these four values, the user can begin to insert the tuning ratios. For example, for a standard 12-grade scale with the base-frequency of 261 cps assigned to the key-number 60, the corresponding f-statement in the score to generate the table should be:

```
;          numgrades  basefreq  tuning-ratios (eq.temp) .....
;          interval   basekey
f1 0 64 -2  12      2      261   60   1   1.059463  1.12246  1.18920  ..etc...
```

Another example with a 24-grade scale with a base frequency of 440 assigned to the key-number 48, and a repetition interval of 1.5:

```
          numgrades  basefreq  tuning-ratios .....
          interval   basekey
f1 0 64 -2      24      1.5    440   48   1   1.01  1.02  1.03  ..etc...
```

Examples

Here is an example of the *cpstun* opcode. It uses the files *cpstun.orc* and *cpstun.sco*.

Example 1. Example of the *cpstun* opcode.

```
/* cpstun.orc */
; Initialize the global variables.
sr = 44100
kr = 4410
ksmps = 10
nchnls = 1

; Table #1, a normal 12-tone equal temperament scale.
; numgrades = 12 (twelve tones)
; interval = 2 (one octave)
```

19. Orchestra Opcodes and Operators

```
; basefreq = 261.659 (Middle C)
; basekeymidi = 60 (Middle C)
gitemp ftgen 1, 0, 64, -2, 12, 2, 261.659, 60, 1.00, \
            1.059, 1.122, 1.189, 1.260, 1.335, 1.414, \
            1.498, 1.588, 1.682, 1.782, 1.888, 2.000

; Instrument #1.
instr 1
; Set the trigger.
ktrig init 1

; Use Table #1.
kfn init 1

; If the base key (note #60) is C, then 9 notes
; above it (note #60 + 9 = note #69) should be A.
kindex init 69

k1 cpstun ktrig, kindex, kfn

printk2 k1
endin
/* cpstun.orc */

/* cpstun.sco */
; Play Instrument #1 for one second.
i 1 0 1
e
/* cpstun.sco */
```

Its output should include lines like this:

```
i1 440.11044
```

See Also

cpstmid , *cpstuni* , *GEN02*

Credits

Example written by Kevin Conder.

19.81. cpstuni

cpstuni – Returns micro-tuning values at *init-rate*.

Description

Returns micro-tuning values at *init-rate*.

Syntax

icps **cpstuni** *index*, *ifn*

Initialization

icps – Return value in cycles per second.

index – An integer number denoting an index of scale.

ifn – Function table containing the parameters (numgrades, interval, basefreq, basekeymidi) and the tuning ratios.

Performance

These opcodes are similar to *cpstmid*, but work without necessity of MIDI.

cpstuni works at init-rate. It allows fully customized micro-tuning scales. It requires a function table number containing the tuning ratios, and some other parameters stored in the function table itself.

The *index* argument should be filled with integer numbers expressing the grade of given scale to be converted in cps. The function table ifn should be generated by *GEN02* and the first four values stored in this function are parameters that express:

- numgrades – The number of grades of the micro-tuning scale.
- interval – The frequency range covered before repeating the grade ratios, for example 2 for one octave, 1.5 for a fifth etcetera.
- basefreq – The base frequency of the scale in cycles per second.
- basekey – The integer index of the scale to which to assign basefreq unmodified.

After these four values, the user can begin to insert the tuning ratios. For example, for a standard 12-grade scale with the base-frequency of 261 cps assigned to the key-number 60, the corresponding f-statement in the score to generate the table should be:

```
;          numgrades  basefreq  tuning-ratios (eq.temp) .....
;          interval   basekey
f1 0 64 -2 12      2      261    60    1    1.059463 1.12246 1.18920 ..etc...
```

Another example with a 24-grade scale with a base frequency of 440 assigned to the key-number 48, and a repetition interval of 1.5:

```
          numgrades  basefreq  tuning-ratios .....
          interval   basekey
f1 0 64 -2      24      1.5    440    48    1    1.01  1.02  1.03  ..etc...
```

Examples

Here is an example of the *cpstuni* opcode. It uses the files *cpstuni.orc* and *cpstuni.sco*.

Example 1. Example of the *cpstuni* opcode.

```
/* cpstuni.orc */
; Initialize the global variables.
sr = 44100
kr = 4410
ksmps = 10
nchnls = 1

; Table #1, a normal 12-tone equal temperament scale.
; numgrades = 12 (twelve tones)
; interval = 2 (one octave)
; basefreq = 261.659 (Middle C)
; basekeymidi = 60 (Middle C)
gitemp ftgen 1, 0, 64, -2, 12, 2, 261.659, 60, 1.00, \
            1.059, 1.122, 1.189, 1.260, 1.335, 1.414, \
            1.498, 1.588, 1.682, 1.782, 1.888, 2.000

; Instrument #1.
instr 1
; Use Table #1.
ifn = 1

; If the base key (note #60) is C, then 9 notes
; above it (note #60 + 9 = note #69) should be A.
index = 69

i1 cpstuni index, ifn

print i1
endin
/* cpstuni.orc */
```

```
/* cpstuni.sco */  
; Play Instrument #1 for one second.  
i 1 0 1  
e  
/* cpstuni.sco */
```

Its output should include lines like this:

```
instr 1: i1 = 440.110
```

See Also

cpstmid , *cpstun* , *GEN02*

Credits

Example written by Kevin Conder.

19.82. *cpuprc*

cpuprc – Control allocation of cpu resources on a per-instrument basis, to optimize realtime output.

Description

Control allocation of cpu resources on a per-instrument basis, to optimize realtime output.

Syntax

cpuprc *insnum*, *ipercent*

Initialization

insnum – instrument number

ipercent – percent of cpu processing-time to assign. Can also be expressed as a fractional value.

Performance

cpuprc sets the cpu processing-time percent usage of an instrument, in order to avoid buffer under-run in realtime performances, enabling a sort of polyphony threshold. The user must set *ipercent* value for each instrument to be activated in realtime. Assuming that the total theoretical processing time of the cpu of the computer is 100%, this percent value can only be defined empirically, because there are too many factors that contribute to limiting realtime polyphony in different computers.

For example, if *ipercent* is set to 5% for instrument 1, the maximum number of voices that can be allocated in realtime, is 20 ($5\% * 20 = 100\%$). If the user attempts to play a further note while the 20 previous notes are still playing, Csound inhibits the allocation of that note and will display the following warning message:

can't allocate last note because it exceeds 100% of cpu time

In order to avoid audio buffer underruns, it is suggested to set the maximum number of voices slightly lower than the real processing power of the computer. Sometimes an instrument can require more processing time than normal. If, for example, the instrument contains an oscillator which reads a table that doesn't fit in cache memory, it will be slower than normal. In addition, any program running concurrently in multitasking, can subtract processing power to varying degrees.

At the start, all instruments are set to a default value of *ipercnt* = 0.0% (i.e. zero processing time or rather infinite cpu processing-speed). This setting is OK for deferred-time sessions.

All instances of *cpuprc* must be defined in the header section, not in the instrument body.

Examples

Here is an example of the *cpuprc* opcode. It uses the files *cpuprc.orc* and *cpuprc.sco* .

Example 1. Example of the *cpuprc* opcode.

```
/* cpuprc.orc */
; Initialize the global variables.
sr = 44100
kr = 4410
ksmps = 10
nchnls = 1

; Limit Instrument #1 to 5% of the CPU processing time.
cpuprc 1, 5

; Instrument #1
instr 1
  a1 oscil 10000, 440, 1
  out a1
endin
/* cpuprc.orc */

/* cpuprc.sco */
; Just generate a nice, ordinary sine wave.
f 1 0 32768 10 1

; Play Instrument #1 for one second.
i 1 0 1
e
/* cpuprc.sco */
```

See Also

maxalloc , *prealloc*

Credits

Author: Gabriel Maldonado Italy July, 1999

Example written by Kevin Conder.

New in Csound version 3.57

19.83. cross2

cross2 – Cross synthesis using FFT's.

Description

This is an implementation of cross synthesis using FFT's.

Syntax

ar **cross2** ain1, ain2, isize, ioverlap, iwin, kbias

Initialization

isize – This is the size of the FFT to be performed. The larger the size the better the frequency response but a sloppy time response.

ioverlap – This is the overlap factor of the FFT's, must be a power of two. The best settings are 2 and 4. A big overlap takes a long time to compile.

iwin – This is the function table that contains the window to be used in the analysis. One can use the *GEN20* routine to create this window.

Performance

ain1 – The stimulus sound. Must have high frequencies for best results.

ain2 – The modulating sound. Must have a moving frequency response (like speech) for best results.

kbias – The amount of cross synthesis. 1 is the normal, 0 is no cross synthesis.

Examples

Here is an example of the cross2 opcode. It uses the files *cross2.orc* , *cross2.sco* and *beats.wav* .

Example 1. Example of the cross2 opcode.

```
/* cross2.orc */
; Initialize the global variables.
sr = 44100
kr = 4410
ksmps = 10
nchnls = 1

; Instrument #1 - Play an audio file.
instr 1
; Use the "beats.wav" audio file.
aout soundin "beats.wav"
out aout
endin

; Instrument #2 - Cross-synthesize!
instr 2
; Use the "ahh" sound stored in Table #1.
ain1 loscil 30000, 1, 1, 1
; Use the "beats.wav" audio file.
ain2 soundin "beats.wav"

isize = 4096
ioverlap = 2
iwin = 2
kbias init 1

aout cross2 ain1, ain2, isize, ioverlap, iwin, kbias

out aout
endin
/* cross2.orc */
```

```
/* cross2.sco */
; Table #1: An audio file.
f 1 0 128 1 "ahh.aiff" 0 4 0
; Table #2: A windowing function.
f 2 0 2048 20 2

; Play Instrument #1 for 2 seconds.
i 1 0 2
```

```
; Play Instrument #2 for 2 seconds.
i 2 2 2
e
/* cross2.sco */
```

Credits

Author: Paris Smaragdis MIT, Cambridge 1997

Example written by Kevin Conder.

19.84. *crunch*

crunch – Semi-physical model of a crunch sound.

Description

crunch is a semi-physical model of a crunch sound. It is one of the PhISEM percussion opcodes. PhISEM (Physically Informed Stochastic Event Modeling) is an algorithmic approach for simulating collisions of multiple independent sound producing objects.

Syntax

ar **crunch** *iamp*, *idettack* [, *inum*] [, *idamp*] [, *imaxshake*]

Initialization

iamp – Amplitude of output. Note: As these instruments are stochastic, this is only an approximation.

idettack – period of time over which all sound is stopped

inum (optional) – The number of beads, teeth, bells, timbrels, etc. If zero, the default value is 7.

idamp (optional) – the damping factor, as part of this equation:

$$\text{damping_amount} = 0.998 + (\text{idamp} * 0.002)$$

The default *damping_amount* is 0.99806 which means that the default value of *idamp* is 0.03. The maximum *damping_amount* is 1.0 (no damping). This means the maximum value for *idamp* is 1.0.

The recommended range for *idamp* is usually below 75% of the maximum value.

imaxshake (optional) – amount of energy to add back into the system. The value should be in range 0 to 1.

Examples

Here is an example of the *crunch* opcode. It uses the files *crunch.orc* and *crunch.sco*.

Example 1. Example of the *crunch* opcode.

```
/* crunch.orc */
;orchestra -----
sr =          44100
kr =          4410
```

19. Orchestra Opcodes and Operators

```
ksmps =          10
nchnls =         1

instr 01
a1      crunch p4, 0.01 ;an example of a crunch
        out a1
        endin
/* crunch.orc */

/* crunch.sco */
;score -----
      i1 0 1 26000
      e
/* crunch.sco */
```

See Also

cabasa , *sandpaper* , *sekere* , *stix*

Credits

Author: Perry Cook, part of the PhOLIES (Physically-Oriented Library of Imitated Environmental Sounds) Adapted
New in Csound version 4.07

Added notes by Rasmus Ekman on May 2002.

19.85. ctrl14

ctrl14 – Allows a floating-point 14-bit MIDI signal scaled with a minimum and a maximum range.

Description

Allows a floating-point 14-bit MIDI signal scaled with a minimum and a maximum range.

Syntax

idest **ctrl14** ichan, ictlno1, ictlno2, imin, imax [, ifn]

kdest **ctrl14** ichan, ictlno1, ictlno2, kmin, kmax [, ifn]

Initialization

idest – output signal

ichan – MIDI channel number (1-16)

ictlno1 – most-significant byte controller number (0-127)

ictlno2 – least-significant byte controller number (0-127)

imin – user-defined minimum floating-point value of output

imax – user-defined maximum floating-point value of output

ifn (optional) – table to be read when indexing is required. Table must be normalized. Output is scaled according to *imax* and *imin* val.

Performance

kdest – output signal

kmin – user-defined minimum floating-point value of output

kmax – user-defined maximum floating-point value of output

ctrl14 (i- and k-rate 14 bit MIDI control) allows a floating-point 14-bit MIDI signal scaled with a minimum and a maximum range. The minimum and maximum values can be varied at k-rate. It can use optional interpolated table indexing. It requires two MIDI controllers as input.

ctrl14 differs from *midic14* because it can be included in score-oriented instruments without Csound crashes. It needs the additional parameter *ichan* containing the MIDI channel of the controller. MIDI channel is the same for all the controllers used in a single *ctrl14* opcode.

See Also

ctrl7 , *ctrl21* , *initc7* , *initc14* , *initc21* , *midic7* , *midic14* , *midic21*

Credits

Author: Gabriel Maldonado Italy

New in Csound version 3.47

Thanks goes to Rasmus Ekman for pointing out the correct MIDI channel and controller number ranges.

19.86. *ctrl21*

ctrl21 – Allows a floating-point 21-bit MIDI signal scaled with a minimum and a maximum range.

Description

Allows a floating-point 21-bit MIDI signal scaled with a minimum and a maximum range.

Syntax

idest **ctrl21** *ichan*, *ictlno1*, *ictlno2*, *ictlno3*, *imin*, *imax* [, *ifn*]

kdest **ctrl21** *ichan*, *ictlno1*, *ictlno2*, *ictlno3*, *kmin*, *kmax* [, *ifn*]

Initialization

idest – output signal

ichan – MIDI channel number (1-16)

ictlno – MIDI controller number (0-127)

ictln1o – most-significant byte controller number (0-127)

ictln2o – mid-significant byte controller number (0-127)

ictln3o – least-significant byte controller number (0-127)

19. Orchestra Opcodes and Operators

imin – user-defined minimum floating-point value of output

imax – user-defined maximum floating-point value of output

ifn (optional) – table to be read when indexing is required. Table must be normalized. Output is scaled according to *imax* and *imin* val.

Performance

kdest – output signal

kmin – user-defined minimum floating-point value of output

kmax – user-defined maximum floating-point value of output

ctrl21 (i- and k-rate 21 bit MIDI control) allows a floating-point 21-bit MIDI signal scaled with a minimum and a maximum range. Minimum and maximum values can be varied at k-rate. It can use optional interpolated table indexing. It requires three MIDI controllers as input.

ctrl21 differs from *midic21* because it can be included in score oriented instruments without Csound crashes. It needs the additional parameter *ichan* containing the MIDI channel of the controller. MIDI channel is the same for all the controllers used in a single *ctrl21* opcode.

See Also

ctrl7 , *ctrl14* , *initc7* , *initc14* , *initc21* , *midic7* , *midic14* , *midic21*

Credits

Author: Gabriel Maldonado Italy

New in Csound version 3.47

Thanks goes to Rasmus Ekman for pointing out the correct MIDI channel and controller number ranges.

19.87. ctrl7

ctrl7 – Allows a floating-point 7-bit MIDI signal scaled with a minimum and a maximum range.

Description

Allows a floating-point 7-bit MIDI signal scaled with a minimum and a maximum range.

Syntax

idest **ctrl7** *ichan*, *ictlno*, *imin*, *imax* [, *ifn*]

kdest **ctrl7** *ichan*, *ictlno*, *kmin*, *kmax* [, *ifn*]

Initialization

idest – output signal

ichan – MIDI channel (1-16)

ictlno – MIDI controller number (0-127)

imin – user-defined minimum floating-point value of output

imax – user-defined maximum floating-point value of output

ifn (optional) – table to be read when indexing is required. Table must be normalized. Output is scaled according to *imax* and *imin* val.

Performance

kdest – output signal

kmin – user-defined minimum floating-point value of output

kmax – user-defined maximum floating-point value of output

ctrl7 (i- and k-rate 7 bit MIDI control) allows a floating-point 7-bit MIDI signal scaled with a minimum and a maximum range. It also allows optional non-interpolated table indexing. Minimum and maximum values can be varied at k-rate.

ctrl7 differs from *midic7* because it can be included in score-oriented instruments without Csound crashes. It also needs the additional parameter *ichan* containing the MIDI channel of the controller.

See Also

ctrl14 , *ctrl21* , *initc7* , *initc14* , *initc21* , *midic7* , *midic14* , *midic21*

Credits

Author: Gabriel Maldonado Italy

New in Csound version 3.47

Thanks goes to Rasmus Ekman for pointing out the correct MIDI channel and controller number ranges.

19.88. *ctrlinit*

ctrlinit – Sets the initial values for a set of MIDI controllers.

Description

Sets the initial values for a set of MIDI controllers.

Syntax

```
ctrlinit ichnl, ictlno1, ival1 [, ictlno2] [, ival2] [, ictlno3] [, ival3] [...ival32]
```

Initialization

ichnl – MIDI channel number (1-16)

ictlno1 , *ictlno1* , etc. – MIDI controller numbers (0-127)

ival1 , *ival2* , etc. – initial value for corresponding MIDI controller number

Performance

Sets the initial values for a set of MIDI controllers.

See Also

massign

Credits

Author: Barry L. Vercoe - Mike Berry MIT, Cambridge, Mass.

New in Csound version 3.47

Thanks goes to Rasmus Ekman for pointing out the correct MIDI channel and controller number ranges.

19.89. **cuserrnd**

cuserrnd – Continuous USER-defined-distribution RaNDom generator.

Description

Continuous USER-defined-distribution RaNDom generator.

Syntax

aout **cuserrnd** kmin, kmax, ktableNum

iout **cuserrnd** imin, imax, itableNum

kout **cuserrnd** kmin, kmax, ktableNum

Initialization

imin – minimum range limit

imax – maximum range limit

itableNum – number of table containing the random-distribution function. Such table is generated by the user. See GEN40, GEN41, and GEN42. The table length does not need to be a power of 2

Performance

ktableNum – number of table containing the random-distribution function. Such table is generated by the user. See GEN40, GEN41, and GEN42. The table length does not need to be a power of 2

kmin – minimum range limit

kmax – maximum range limit

cuserrnd (continuous user-defined-distribution random generator) generates random values according to a continuous random distribution created by the user. In this case the shape of the distribution histogram can be drawn or generated by any GEN routine. The table containing the shape of such histogram must then be translated to a distribution function by means of GEN40 (see GEN40 for more details). Then such function must be assigned to the XtableNum argument of *cuserrnd*. The output range can then be rescaled according to the Xmin and Xmax arguments. *cuserrnd* linearly interpolates between table elements, so it is not recommended for discrete distributions (GEN41 and GEN42).

For a tutorial about random distribution histograms and functions see:

- D. Lorrain. “A panoply of stochastic cannons”. In C. Roads, ed. 1989. Music machine. Cambridge, Massachusetts: MIT press, pp. 351 - 379.

See Also

duserrnd , *urd*

Credits

Author: Gabriel Maldonado

New in Version 4.16

19.90. *cvanal*

cvanal – Converts a soundfile into a single Fourier transform frame.

Description

Impulse Response Fourier Analysis for *convolve* operator

Syntax

CSound -U *cvanal* [flags] infilename outfilename

Initialization

cvanal – converts a soundfile into a single Fourier transform frame. The output file can be used by the *convolve* operator to perform Fast Convolution between an input signal and the original impulse response. Analysis is conditioned by the flags below. A space is optional between the flag and its argument.

-s rate – sampling rate of the audio input file. This will over-ride the srate of the soundfile header, which otherwise applies. If neither is present, the default is 10000.

-c channel – channel number sought. If omitted, the default is to process all channels. If a value is given, only the selected channel will be processed.

-b begin – beginning time (in seconds) of the audio segment to be analyzed. The default is 0.0

-d duration – duration (in seconds) of the audio segment to be analyzed. The default of 0.0 means to the end of the file.

Examples

```
cvanal
asound cvfile
```

will analyze the soundfile “asound” to produce the file “cvfile” for the use with *convolve* .

To use data that is not already contained in a soundfile, a soundfile converter that accepts text files may be used to create a standard audio file, e.g., the .DAT format for SOX. This is useful for implementing FIR filters.

Files

The output file has a special *convolve* header, containing details of the source audio file. The analysis data is stored as “float”, in rectangular (real/imaginary) form.

Note

The analysis file is *not* system independent! Ensure that the original impulse recording/data is retained. If/wl

Credits

Author: Greg Sullivan

Based on algorithm given in *Elements Of Computer Music* , by F. Richard Moore.

19.91. dam

dam – A dynamic compressor/expander.

Description

This opcode dynamically modifies a gain value applied to the input sound *ain* by comparing its power level to a given threshold level. The signal will be compressed/expanded with different factors regarding that it is over or under the threshold.

Syntax

ar **dam** asig, kthreshold, icoomp1, icoomp2, irtime, iftime

Initialization

icoomp1 – compression ratio for upper zone.

icoomp2 – compression ratio for lower zone

irtime – gain rise time in seconds. Time over which the gain factor is allowed to raise of one unit.

iftime – gain fall time in seconds. Time over which the gain factor is allowed to decrease of one unit.

Performance

asig – input signal to be modified

kthreshold – level of input signal which acts as the threshold. Can be changed at k-time (e.g. for ducking)

Note on the compression factors: A compression ratio of one leaves the sound unchanged. Setting the ratio to a value smaller than one will compress the signal (reduce its volume) while setting the ratio to a value greater than one will expand the signal (augment its volume).

Examples

Because the results of the *dam* opcode can be subtle, I recommend looking at them in a graphical audio editor program like *audacity*. *audacity* is available for Linux, Windows, and the MacOS and may be downloaded from <http://audacity.sourceforge.net>.

Here is an example of the *dam* opcode. It uses the files *dam.orc*, *dam.sco*, and *beats.wav*.

Example 1. An example of the *dam* opcode compressing an audio signal.

```
/* dam.orc */
; Initialize the global variables.
sr = 44100
kr = 4410
ksmps = 10
nchnls = 1

; Instrument #1, uncompressed signal.
instr 1
; Use the "beats.wav" audio file.
asig soundin "beats.wav"

out asig
endin

; Instrument #2, compressed signal.
instr 2
; Use the "beats.wav" audio file.
asig soundin "beats.wav"

; Compress the audio signal.
kthreshold init 25000
icomp1 = 0.5
icomp2 = 0.763
irtime = 0.1
iftime = 0.1
a1 dam asig, kthreshold, icomp1, icomp2, irtime, iftime

out a1
endin
/* dam.orc */
```

```
/* dam.sco */
; Play Instrument #1 for 2 seconds.
i 1 0 2
; Play Instrument #2 for 2 seconds.
i 2 2 2
e
/* dam.sco */
```

This example compresses the audio file “beats.wav”. You should hear a drum pattern repeat twice. The second time, the sound should be quieter (compressed) than the first.

Here is another example of the *dam* opcode. It uses the files *dam_expanded.orc*, *dam_expanded.sco*, and *mary.wav*.

Example 2. An example of the *dam* opcode expanding an audio signal.

```
/* dam_expanded.orc */
; Initialize the global variables.
sr = 44100
kr = 4410
ksmps = 10
nchnls = 1

; Instrument #1, normal audio signal.
instr 1
; Use the "mary.wav" audio file.
```

19. Orchestra Opcodes and Operators

```
    asig soundin "mary.wav"

    out asig
endin

; Instrument #2, expanded audio signal.
instr 2
    ; Use the "mary.wav" audio file.
    asig soundin "mary.wav"

    ; Expand the audio signal.
    kthreshold init 7500
    icomp1 = 2.25
    icomp2 = 2.25
    irtime = 0.1
    iftime = 0.6
    a1 dam asig, kthreshold, icomp1, icomp2, irtime, iftime

    out a1
endin
/* dam_expanded.orc */

/* dam_expanded.sco */
; Play Instrument #1.
i 1 0.0 3.5
; Play Instrument #2.
i 2 3.5 3.5
e
/* dam_expanded.sco */
```

This example expands the audio file “mary.wav”. You should hear a melody repeat twice. The second time, the sound should be louder (expanded) than the first.

Credits

Author: Marc Resibois Belgium 1997

Examples written by Kevin Conder.

19.92. db

db – Returns the amplitude equivalent for a given decibel amount.

Description

Returns the amplitude equivalent for a given decibel amount. This opcode is the same as *db* .

Syntax

db (x)

This function works at a-rate, i-rate, and k-rate.

Initialization

x – a value expressed in decibels.

Performance

Returns the amplitude for a given decibel amount.

Examples

Here is an example of the db opcode. It uses the files *db.orc* and *db.sco* .

Example 1. Example of the db opcode.

```
/* db.orc */
; Initialize the global variables.
sr = 44100
kr = 4410
ksmps = 10
nchnls = 1

; Instrument #1.
instr 1
; Calculate the amplitude of 40 decibels.
idecibels = 40
iamp = db(idecibels)

print iamp
endin
/* db.orc */
```

```
/* db.sco */
; Play Instrument #1 for one second.
i 1 0 1
e
/* db.sco */
```

Its output should include lines like:

```
instr 1: iamp = 100.000
```

See Also

ampdb , *cent* , *octave* , *semitone*

Credits

Example written by Kevin Conder.

New in version 4.16

19.93. dbamp

dbamp – Returns the decibel equivalent of the raw amplitude x.

Description

Returns the decibel equivalent of the raw amplitude x.

Syntax

dbamp (x) (init-rate or control-rate args only)

Examples

Here is an example of the dbamp opcode. It uses the files *dbamp.orc* and *dbamp.sco* .

Example 1. Example of the dbamp opcode.

19. Orchestra Opcodes and Operators

```
/* dbamp.orc */
; Initialize the global variables.
sr = 44100
kr = 4410
ksmps = 10
nchnls = 1

; Instrument #1.
instr 1
  iamp = 30000
  idb = dbamp(iamp)

  print idb
endin
/* dbamp.orc */
```

```
/* dbamp.sco */
; Play Instrument #1 for one second.
i 1 0 1
e
/* dbamp.sco */
```

Its output should include lines like this:

```
instr 1: idb = 89.542
```

See Also

ampdb , *ampdbfs* , *dbfsamp*

Credits

Example written by Kevin Conder.

19.94. dbfsamp

dbfsamp – Returns the decibel equivalent of the raw amplitude x, relative to full scale amplitude.

Description

Returns the decibel equivalent of the raw amplitude x, relative to full scale amplitude. Full scale is assumed to be 16 bit. New in Csound version 4.10.

Syntax

dbfsamp (x) (init-rate or control-rate args only)

Examples

Here is an example of the dbfsamp opcode. It uses the files *dbfsamp.orc* and *dbfsamp.sco* .

Example 1. Example of the dbfsamp opcode.

```
/* dbfsamp.orc */
; Initialize the global variables.
sr = 44100
kr = 4410
ksmps = 10
nchnls = 1

; Instrument #1.
```

```
instr 1
  iamp = 30000
  idb = dbfsamp(iamp)

  print idb
endin
/* dbfsamp.orc */
```

```
/* dbfsamp.sco */
; Play Instrument #1 for one second.
i 1 0 1
e
/* dbfsamp.sco */
```

Its output should include lines like this:

```
instr 1: idb = -0.767
```

See Also

ampdb , *ampdbfs* , *dbamp*

Credits

Example written by Kevin Conder.

19.95. *dcblock*

dcblock – A DC blocking filter.

Description

Implements the DC blocking filter

$$Y[i] = X[i] - X[i-1] + (\text{igain} * Y[i-1])$$

Based on work by Perry Cook.

Syntax

ar **dcblock** ain [, igain]

Initialization

igain – the gain of the filter, which defaults to 0.99

Performance

ain – audio signal input

Examples

Here is an example of the `dcblock` opcode. It uses the files `dcblock.orc`, `dcblock.sco`, and `beats.wav`.

Example 1. Example of the `dcblock` opcode.

```
/* dcblock.orc */
; Initialize the global variables.
sr = 44100
kr = 4410
ksmps = 10
nchnls = 1

; Instrument #1 -- normal audio signal.
instr 1
  asig soundin "beats.wav"
  out asig
endin

; Instrument #2 -- dcblock-ed audio signal.
instr 2
  asig soundin "beats.wav"

  igain = 0.75
  a1 dcblock asig, igain

  out a1
endin
/* dcblock.orc */
```

```
/* dcblock.sco */
; Play Instrument #1 for 2 seconds.
i 1 0 2
; Play Instrument #2 for 2 seconds.
i 2 2 2
e
/* dcblock.sco */
```

Credits

Author: John ffitc University of Bath, Codemist Ltd. Bath, UK

Example written by Kevin Conder.

New in Csound version 3.49

February 2003: Thanks to a note from Anders Andersson, corrected the formula.

19.96. `dconv`

`dconv` – A direct convolution opcode.

Description

A direct convolution opcode.

Syntax

ar **dconv** asig, isize, ifn

Initialization

isize – the size of the convolution buffer to use. if the buffer size is smaller than the size of *ifn*, then only the first *isize* values will be used from the table.

ifn – table number of a stored function containing the impulse response for convolution.

Performance

Rather than the analysis/resynthesis method of the convolve opcode, *dconv* uses direct convolution to create the result. For small tables it can do this quite efficiently, however larger table require much more time to run. *dconv* does (*isize* * *ksmps*) multiplies on every k-cycle. Therefore, reverb and delay effects are best done with other opcodes (unless the times are short).

dconv was designed to be used with time varying tables to facilitate new realtime filtering capabilities.

Examples

Here is an example of the *dconv* opcode. It uses the files *dconv.orc* and *dconv.sco* .

Example 1. Example of the *dconv* opcode.

```

/* dconv.orc */
sr = 44100
kr = 4410
ksmps = 10
nchnls = 1

#define RANDI(A) #kout randi 1, kfq, $A*.001+iseed, 1
                tablew kout, $A, itable#

instr 1
itable init 1
iseed init .6
isize init ftlen(itable)
kfq line 1, p3, 10

$RANDI(0)
$RANDI(1)
$RANDI(2)
$RANDI(3)
$RANDI(4)
$RANDI(5)
$RANDI(6)
$RANDI(7)
$RANDI(8)
$RANDI(9)
$RANDI(10)
$RANDI(11)
$RANDI(12)
$RANDI(13)
$RANDI(14)
$RANDI(15)

asig rand 10000, .5, 1
asig butlp asig, 5000
asig dconv asig, isize, itable

out asig *.5
endin
/* dconv.orc */

```

```

/* dconv.sco */
f1 0 16 10 1
i1 0 10
e
/* dconv.sco */

```

Credits

Author: William “Pete” Moss 2001

New in version 4.12

19.97. #define

#define – Defines a macro.

Description

Macros are textual replacements which are made in the orchestra as it is being read. The macro system in Csound is a very simple one, and uses the characters # and \$ to define and call macros. This can save typing, and can lead to a coherent structure and consistent style. This is similar to, but independent of, the *macro system in the score language* .

#define NAME – defines a simple macro. The name of the macro must begin with a letter and can consist of any combination of letters and numbers. Case is significant. This form is limiting, in that the variable names are fixed. More flexibility can be obtained by using a macro with arguments, described below.

#define NAME (a' b' c') – defines a macro with arguments. This can be used in more complex situations. The name of the macro must begin with a letter and can consist of any combination of letters and numbers. Within the replacement text, the arguments can be substituted by the form: \$A. In fact, the implementation defines the arguments as simple macros. There may be up to 5 arguments, and the names may be any choice of letters. Remember that case is significant in macro names.

Syntax

```
#define NAME # replacement text #
```

```
#define NAME(a' b' c') # replacement text #
```

Initialization

replacement text # – The replacement text is any character string (not containing a #) and can extend over multiple lines. The replacement text is enclosed within the # characters, which ensure that additional characters are not inadvertently captured.

Performance

Some care is needed with textual replacement macros, as they can sometimes do strange things. They take no notice of any meaning, so spaces are significant. This is why, unlike the C programming language, the definition has the replacement text surrounded by # characters. Used carefully, this simple macro system is a powerful concept, but it can be abused.

Examples

Here is a simple example of the defining a macro. It uses the files *define.orc* and *define.sco* .

Example 1. Simple example of the define macro.

```

/* define.orc */
; Initialize the global variables.
sr = 44100
kr = 4410
ksmps = 10
nchnls = 1

; Define the macros.
#define VOLUME #5000#
#define FREQ #440#
#define TABLE #1#

; Instrument #1
instr 1
; Use the macros.
; This will be expanded to "a1_oscil_5000,_440,_1".
a1 oscil $VOLUME, $FREQ, $TABLE

; Send it to the output.
out a1
endin
/* define.orc */

```

```

/* define.sco */
; Define Table #1 with an ordinary sine wave.
f 1 0 32768 10 1

; Play Instrument #1 for two seconds.
i 1 0 2
e
/* define.sco */

```

Its output should include lines like this:

```

Macro definition for VOLUME
Macro definition for CPS
Macro definition for TABLE

```

Here is an example of the defining a macro with arguments. It uses the files *define_args.orc* and *define_args.sco*.

Example 2. Example of the define macro with arguments.

```

/* define_args.orc */
; Initialize the global variables.
sr = 44100
kr = 4410
ksmps = 10
nchnls = 1

; Define the oscillator macro.
#define OSCMACRO(VOLUME'FREQ'TABLE) #oscil $VOLUME, $FREQ, $TABLE#

; Instrument #1
instr 1
; Use the oscillator macro.
; This will be expanded to "a1_oscil_5000,_440,_1".
a1 $OSCMACRO(5000'440'1)

; Send it to the output.
out a1
endin
/* define_args.orc */

```

```

/* define_args.sco */
; Define Table #1 with an ordinary sine wave.
f 1 0 32768 10 1

; Play Instrument #1 for two seconds.
i 1 0 2
e
/* define_args.sco */

```

Its output should include lines like this:

```

Macro definition for OSCMACRO

```

See Also

\$NAME , *#undef*

Credits

Author: John ffitch University of Bath/Codemist Ltd. Bath, UK April 1998

Examples written by Kevin Conder.

New in Csound version 3.48

19.98. delay

delay – Delays an input signal by some time interval.

Description

A signal can be read from or written into a delay path, or it can be automatically delayed by some time interval.

Syntax

ar **delay** asig, idlt [, iskip]

Initialization

idlt – requested delay time in seconds. This can be as large as available memory will permit. The space required for *n* seconds of delay is $4n * sr$ bytes. It is allocated at the time the instrument is first initialized, and returned to the pool at the end of a score section.

iskip (optional, default=0) – initial disposition of delay-loop data space (see *reson*). The default value is 0.

Performance

asig – audio signal

delay is a composite of *delayr* and *delayw* , both reading from and writing into its own storage area. It can thus accomplish signal time-shift, although modified feedback is not possible. There is no minimum delay period.

Examples

Here is an example of the delay opcode. It uses the files *delay.orc* and *delay.sco* .

Example 1. Example of the delay opcode.

```
/* delay.orc */
; Initialize the global variables.
sr = 44100
kr = 4410
ksmps = 10
nchnls = 2
```



```

; Instrument #1 -- Delayed beeps.
instr 1
; Make a basic sound.
abep vco 20000, 440, 1

; Delay the beep by .1 seconds.
idlt = 0.1
adel delay abep, idlt

; Send the beep to the left speaker and
; the delayed beep to the right speaker.
outs abep, adel
endin
/* delay.orc */

```

```

/* delay.sco */
; Table #1, a sine wave.
f 1 0 16384 10 1

; Keep the score running for 2 seconds.
f 0 2

; Play Instrument #1.
i 1 0.0 0.2
i 1 0.5 0.2
e
/* delay.sco */

```

See Also

delay1 , *delayr* , *delayw*

Credits

Example written by Kevin Conder.

19.99. *delay1*

delay1 – Delays an input signal by one sample.

Description

Delays an input signal by one sample.

Syntax

ar **delay1** asig [, iskip]

Initialization

iskip (optional, default=0) – initial disposition of delay-loop data space (see *reson*). The default value is 0.

Performance

delay1 is a special form of delay that serves to delay the audio signal *asig* by just one sample. It is thus functionally equivalent to the *delay* opcode but is more efficient in both time and space. This unit is particularly useful in the fabrication of generalized non-recursive filters.

See Also

delay , *delayr* , *delayw*

19.100. *delayr*

delayr – Reads from an automatically established digital delay line.

Description

Reads from an automatically established digital delay line.

Syntax

ar **delayr** idlt [, iskip]

Initialization

idlt – requested delay time in seconds. This can be as large as available memory will permit. The space required for *n* seconds of delay is $4n * sr$ bytes. It is allocated at the time the instrument is first initialized, and returned to the pool at the end of a score section.

iskip (optional, default=0) – initial disposition of delay-loop data space (see *reson*). The default value is 0.

Performance

delayr reads from an automatically established digital delay line, in which the signal retrieved has been resident for *idlt* seconds. This unit must be paired with and precede an accompanying *delayw* unit. Any other Csound statements can intervene.

Examples

See the example for *delayw* .

See Also

delay , *delay1* , *delayw*

19.101. *delayw*

delayw – Writes the audio signal to a digital delay line.

Description

Writes the audio signal to a digital delay line.

Syntax

`delayw asig`

Performance

delayw writes *asig* into the delay area established by the preceding *delayr* unit. Viewed as a pair, these two units permit the formation of modified feedback loops, etc. However, there is a lower bound on the value of *idlt*, which must be at least 1 control period (or $1/kr$).

Examples

Here is an example of the `delayw` opcode. It uses the files *delayw.orc* and *delayw.sco*.

Example 1. Example of the `delayw` opcode.

```
/* delayw.orc */
; Initialize the global variables.
sr = 44100
kr = 4410
ksmps = 10
nchnls = 2

; Instrument #1 -- Delayed beeps.
instr 1
; Make a basic sound.
abeep vco 20000, 440, 1

; Set up a delay line.
idlt = 0.1
adel delayr idlt

; Write the beep to the delay line.
delayw abeep

; Send the beep to the left speaker and
; the delayed beep to the right speaker.
outs abeep, adel
endin
/* delayw.orc */
```

```
/* delayw.sco */
; Table #1, a sine wave.
f 1 0 16384 10 1

; Keep the score running for 2 seconds.
f 0 2

; Play Instrument #1.
i 1 0.0 0.2
i 1 0.5 0.2
e
/* delayw.sco */
```

See Also

delay, *delay1*, *delayr*

Credits

Example written by Kevin Conder.

19.102. `deltap`

`deltap` – Taps a delay line at variable offset times.

Description

Tap a delay line at variable offset times.

Syntax

ar `deltap` *kdl*t

Performance

*kdl*t – specifies the tapped delay time in seconds. Each can range from 1 control period to the full delay time of the read/write pair; however, since there is no internal check for adherence to this range, the user is wholly responsible. Each argument can be a constant, a variable, or a time-varying signal.

deltap extracts sound by reading the stored samples directly.

This opcode can tap into a *delayr* / *delayw* pair, extracting delayed audio from the *idlt* seconds of stored sound. There can be any number of *deltap* and/or *deltapi* units between a read/write pair. Each receives an audio tap with no change of original amplitude.

This opcode can provide multiple delay taps for arbitrary delay path and feedback networks. They can deliver either constant-time or time-varying taps, and are useful for building chorus effects, harmonizers, and Doppler shifts. Constant-time delay taps (and some slowly changing ones) do not need interpolated readout; they are well served by *deltap*. Medium-paced or fast varying *dlt*'s, however, will need the extra services of *deltapi*.

delayr / *delayw* pairs may be interleaved. To associate a delay tap unit with a specific *delayr* unit, it not only has to be located between that *delayr* and the appropriate *delayw* unit, but must also precede any following *delayr* units. See Example 2. (This feature added in Csound version 3.57 by Jens Groh and John ffitc).

N.B. k-rate delay times are not internally interpolated, but rather lay down stepped time-shifts of audio samples; this will be found quite adequate for slowly changing tap times. For medium to fast-paced changes, however, one should provide a higher resolution audio-rate timeshift as input.

Examples

Example 1. `deltap` example #1

```
asource buzz
  1, 440, 20, 1
atime linseg
  1, p3/2, .01, p3/2, 1 ; trace a distance in secs
ampfac =
  1/atime/atime ; and calc an amp factor
adump delayr
  1 ; set maximum distance
amove deltapi
  atime ; move sound source past
  delayw
  asource ; the listener
  out
  amove * ampfac
```

Example 2. `deltap` example #2

```

ainput1 = .....
ainput2 = .....
kdlyt1  = .....
kdlyt2  = .....

;Read delayed signal, first delayr instance:
adump   delayr
4.0
adly1   deltap
kdlyt1      ;associated with first delayr instance

;Read delayed signal, second delayr instance:
adump   delayr
4.0
adly2   deltap
kdlyt2      ; associated with second delayr instance

;Do some cross-coupled manipulation:
afdbk1 =      0.7 * adly1 + 0.7 * adly2 + ainput1
afdbk2 =     -0.7 * adly1 + 0.7 * adly2 + ainput2

;Feed back signal, associated with first delayr instance:
        delayw
afdbk1

;Feed back signal, associated with second delayr instance:
        delayw
afdbk2
        outs
        adly1, adly2

```

See Also

deltap3 , *deltapi* , *deltapn*

19.103. *deltap3*

deltap – Taps a delay line at variable offset times, uses cubic interpolation.

Description

Taps a delay line at variable offset times, uses cubic interpolation.

Syntax

ar **deltap3** *xdl*t

Performance

*xdl*t – specifies the tapped delay time in seconds. Each can range from 1 control period to the full delay time of the read/write pair; however, since there is no internal check for adherence to this range, the user is wholly responsible. Each argument can be a constant, a variable, or a time-varying signal; the *xdl*t argument in *deltap3* implies that an audio-varying delay is permitted there.

deltap3 is experimental, and uses cubic interpolation. (New in Csound version 3.50.)

This opcode can tap into a *delayr* /*delayw* pair, extracting delayed audio from the *idl*t seconds of stored sound. There can be any number of *deltap* and/or *deltapi* units between a read/write pair. Each receives an audio tap with no change of original amplitude.

19. Orchestra Opcodes and Operators

This opcode can provide multiple delay taps for arbitrary delay path and feedback networks. They can deliver either constant-time or time-varying taps, and are useful for building chorus effects, harmonizers, and Doppler shifts. Constant-time delay taps (and some slowly changing ones) do not need interpolated readout; they are well served by *deltap*. Medium-paced or fast varying dlt's, however, will need the extra services of *deltapi*.

delayr /*delayw* pairs may be interleaved. To associate a delay tap unit with a specific *delayr* unit, it not only has to be located between that *delayr* and the appropriate *delayw* unit, but must also precede any following *delayr* units. See Example 2. (This feature added in Csound version 3.57 by Jens Groh and John fitch).

N.B. k-rate delay times are not internally interpolated, but rather lay down stepped time-shifts of audio samples; this will be found quite adequate for slowly changing tap times. For medium to fast-paced changes, however, one should provide a higher resolution audio-rate timeshift as input.

Examples

Example 1. *deltap* example #1

```
asource  buzz
         1, 440, 20, 1
atime    linseg
         1, p3/2,.01, p3/2,1 ; trace a distance in secs
ampfac   =
         1/atime/atime      ; and calc an amp factor
adump    delayr
         1                  ; set maximum distance
amove    deltapi
         atime              ; move sound source past
         delayw
asource  ; the listener
         out
         amove * ampfac
```

Example 2. *deltap* example #2

```
ainput1 = .....
ainput2 = .....
kdlyt1  = .....
kdlyt2  = .....

;Read delayed signal, first delayr instance:
adump   delayr
4.0
adly1   deltapi
kdlyt1  ;associated with first delayr instance

;Read delayed signal, second delayr instance:
adump   delayr
4.0
adly2   deltapi
kdlyt2  ; associated with second delayr instance

;Do some cross-coupled manipulation:
afdbk1  = 0.7 * adly1 + 0.7 * adly2 + ainput1
afdbk2  = -0.7 * adly1 + 0.7 * adly2 + ainput2

;Feed back signal, associated with first delayr instance:
         delayw
afdbk1

;Feed back signal, associated with second delayr instance:
         delayw
afdbk2
         outs
         adly1, adly2
```

See Also

deltap, *deltapi*, *deltapn*

19.104. *deltapi*

deltapi – Taps a delay line at variable offset times, uses interpolation.

Description

Taps a delay line at variable offset times, uses interpolation.

Syntax

ar *deltapi* *xdl*t

Performance

*xdl*t – specifies the tapped delay time in seconds. Each can range from 1 control period to the full delay time of the read/write pair; however, since there is no internal check for adherence to this range, the user is wholly responsible. Each argument can be a constant, a variable, or a time-varying signal; the *xdl*t argument in *deltapi* implies that an audio-varying delay is permitted there.

deltapi extracts sound by interpolated readout. By interpolating between adjacent stored samples *deltapi* represents a particular delay time with more accuracy, but it will take about twice as long to run.

This opcode can tap into a *delayr* / *delayw* pair, extracting delayed audio from the *idlt* seconds of stored sound. There can be any number of *deltap* and/or *deltapi* units between a read/write pair. Each receives an audio tap with no change of original amplitude.

This opcode can provide multiple delay taps for arbitrary delay path and feedback networks. They can deliver either constant-time or time-varying taps, and are useful for building chorus effects, harmonizers, and Doppler shifts. Constant-time delay taps (and some slowly changing ones) do not need interpolated readout; they are well served by *deltap*. Medium-paced or fast varying *dlt*'s, however, will need the extra services of *deltapi*.

delayr / *delayw* pairs may be interleaved. To associate a delay tap unit with a specific *delayr* unit, it not only has to be located between that *delayr* and the appropriate *delayw* unit, but must also precede any following *delayr* units. See Example 2. (This feature added in Csound version 3.57 by Jens Groh and John ffitch).

N.B. k-rate delay times are not internally interpolated, but rather lay down stepped time-shifts of audio samples; this will be found quite adequate for slowly changing tap times. For medium to fast-paced changes, however, one should provide a higher resolution audio-rate timeshift as input.

Examples

Example 1. *deltap* example #1

```

asource  buzz
        1, 440, 20, 1
atime    linseg
        1, p3/2, .01, p3/2, 1    ; trace a distance in secs
ampfac   =
        1/atime/atime            ; and calc an amp factor
adump    delayr
        1                        ; set maximum distance
amove    deltap
atime    delayw                  ; move sound source past
        delayw
asource  out                    ; the listener

```

```
amove * ampfac
```

Example 2. `deltap` example #2

```

ainput1 = .....
ainput2 = .....
kdlyt1  = .....
kdlyt2  = .....

;Read delayed signal, first delayr instance:
adump   delayr
4.0
adly1   deltap
kdlyt1      ;associated with first delayr instance

;Read delayed signal, second delayr instance:
adump   delayr
4.0
adly2   deltap
kdlyt2      ; associated with second delayr instance

;Do some cross-coupled manipulation:
afdbk1  =      0.7 * adly1 + 0.7 * adly2 + ainput1
afdbk2  =     -0.7 * adly1 + 0.7 * adly2 + ainput2

;Feed back signal, associated with first delayr instance:
        delayw
afdbk1

;Feed back signal, associated with second delayr instance:
        delayw
afdbk2
        outs
        adly1, adly2

```

See Also

deltap , *deltap3* , *deltapn*

19.105. `deltapn`

`deltapn` – Taps a delay line at variable offset times.

Description

Tap a delay line at variable offset times.

Syntax

ar `deltapn` *xnumsamps*

Performance

xnumsamps – specifies the tapped delay time in number of samples. Each can range from 1 control period to the full delay time of the read/write pair; however, since there is no internal check for adherence to this range, the user is wholly responsible. Each argument can be a constant, a variable, or a time-varying signal.

deltapn is identical to *deltapi* , except delay time is specified in number of samples, instead of seconds (Hans Mikelson).

This opcode can tap into a *delayr* / *delayw* pair, extracting delayed audio from the *idlt* seconds of stored sound. There can be any number of *deltap* and/or *deltapi* units between a read/write pair. Each receives an audio tap with no change of original amplitude.

This opcode can provide multiple delay taps for arbitrary delay path and feedback networks. They can deliver either constant-time or time-varying taps, and are useful for building chorus effects, harmonizers, and Doppler shifts. Constant-time delay taps (and some slowly changing ones) do not need interpolated readout; they are well served by *deltap*. Medium-paced or fast varying dlt's, however, will need the extra services of *deltapi*.

delayr / *delayw* pairs may be interleaved. To associate a delay tap unit with a specific *delayr* unit, it not only has to be located between that *delayr* and the appropriate *delayw* unit, but must also precede any following *delayr* units. See Example 2. (This feature added in Csound version 3.57 by Jens Groh and John ffitich).

N.B. k-rate delay times are not internally interpolated, but rather lay down stepped time-shifts of audio samples; this will be found quite adequate for slowly changing tap times. For medium to fast-paced changes, however, one should provide a higher resolution audio-rate timeshift as input.

Examples

Example 1. *deltap* example #1

```

asource  buzz
        1, 440, 20, 1
atime    linseg
        1, p3/2, .01, p3/2, 1    ; trace a distance in secs
ampfac   =
        1/atime/atime           ; and calc an amp factor
adump    delayr
        1                       ; set maximum distance
amove    deltapi
        atime                   ; move sound source past
        delayw
        asource                 ; the listener
        out
        amove * ampfac

```

Example 2. *deltap* example #2

```

ainput1 = .....
ainput2 = .....
kdlyt1  = .....
kdlyt2  = .....

;Read delayed signal, first delayr instance:
adump   delayr
4.0
adly1   deltapi
kdlyt1      ;associated with first delayr instance

;Read delayed signal, second delayr instance:
adump   delayr
4.0
adly2   deltapi
kdlyt2      ; associated with second delayr instance

;Do some cross-coupled manipulation:
afdbk1  =      0.7 * adly1 + 0.7 * adly2 + ainput1
afdbk2  =     -0.7 * adly1 + 0.7 * adly2 + ainput2

;Feed back signal, associated with first delayr instance:
        delayw
afdbk1

;Feed back signal, associated with second delayr instance:
        delayw
afdbk2
        outs
        adly1, adly2

```

See Also

deltap , *deltap3* , *deltapi*

19.106. *deltapx*

deltapx – Read to or write from a delay line with interpolation.

Description

deltapx is similar to *deltapi* or *deltap3* . However, it allows higher quality interpolation. This opcode can read from and write to a *delayr/delayw* delay line with interpolation.

Syntax

aout **deltapx** *adel*, *iws**size*

Initialization

*iws**size* – interpolation window size in samples. Allowed values are integer multiplies of 4 in the range 4 to 1024. *iws**size* = 4 uses cubic interpolation. Increasing *iws**size* improves sound quality at the expense of CPU usage, and minimum delay time.

Performance

aout – Output signal

adel – Delay time in seconds.

```

a1      delayr idlr
        deltapxw a2, adl1, iws1
a3      deltapx adl2, iws2
        deltapxw a4, adl3, iws3
        delayw a5

```

Minimum and maximum delay times:

```

idlr >= 1/kr                               Delay line length
adl1 >= (iws1/2)/sr                         Write before read
adl1 <= idlr - (1 + iws1/2)/sr              (allows shorter delays)
adl2 >= 1/kr + (iws2/2)/sr                  Read time
adl2 <= idlr - (1 + iws2/2)/sr
adl2 >= adl1 + (iws1 + iws2) / (2*sr)
adl2 >= 1/kr + adl3 + (iws2 + iws3) / (2*sr)
adl3 >= (iws3/2)/sr                         Write after read
adl3 <= idlr - (1 + iws3/2)/sr              (allows feedback)

```

Note

Window sizes for opcodes other than *deltapx* are: *deltap*, *deltapn*: 1, *deltapi*: 2 (linear), *deltap3*: 4 (cubic)

Examples

```

a1      phasor 300.0
a1      = a1 - 0.5
a_      delayr 1.0
adel    phasor 4.0

```

```

adel = sin (2.0 * 3.14159265 * adel) * 0.01 + 0.2
      deltapxw a1, adel, 32
adel phasor 2.0
adel = sin (2.0 * 3.14159265 * adel) * 0.01 + 0.2
      deltapxw a1, adel, 32
adel = 0.3
a2   deltapx adel, 32
a1   = 0
      delayw a1

out a2 * 20000.0

```

See Also

deltapxw

Credits

Author: Istvan Varga August 2001

New in version 4.13

19.107. *deltapxw*

deltapxw – Mixes the input signal to a delay line.

Description

deltapxw mixes the input signal to a delay line. This opcode can be mixed with reading units (*deltap*, *deltapn*, *deltapi*, *deltap3*, and *deltapx*) in any order; the actual delay time is the difference of the read and write time. This opcode can read from and write to a *delayr* /*delayw* delay line with interpolation.

Syntax

deltapxw ain, adel, iwsiz

Initialization

iwsiz – interpolation window size in samples. Allowed values are integer multiplies of 4 in the range 4 to 1024. *iwsiz* = 4 uses cubic interpolation. Increasing *iwsiz* improves sound quality at the expense of CPU usage, and minimum delay time.

Performance

ain – Input signal

adel – Delay time in seconds.

```

a1   delayr idlr
      deltapxw a2, adl1, iws1
a3   deltapx adl2, iws2
      deltapxw a4, adl3, iws3
      delayw a5

```

Minimum and maximum delay times:

19. Orchestra Opcodes and Operators

```
idlr >= 1/kr                               Delay line length
adl1 >= (iws1/2)/sr                         Write before read
adl1 <= idlr - (1 + iws1/2)/sr              (allows shorter delays)
adl2 >= 1/kr + (iws2/2)/sr                  Read time
adl2 <= idlr - (1 + iws2/2)/sr
adl2 >= adl1 + (iws1 + iws2) / (2*sr)
adl2 >= 1/kr + adl3 + (iws2 + iws3) / (2*sr)
adl3 >= (iws3/2)/sr                         Write after read
adl3 <= idlr - (1 + iws3/2)/sr              (allows feedback)
```

Note

Window sizes for opcodes other than `deltapx` are: `deltap`, `deltapn`: 1, `deltapi`: 2 (linear), `deltap3`: 4 (cubic)

Examples

```
a1 phasor 300.0
a1 = a1 - 0.5
a_ delayr 1.0
adel phasor 4.0
adel = sin (2.0 * 3.14159265 * adel) * 0.01 + 0.2
deltapxw a1, adel, 32
adel phasor 2.0
adel = sin (2.0 * 3.14159265 * adel) * 0.01 + 0.2
deltapxw a1, adel, 32
adel = 0.3
a2 deltapx adel, 32
a1 = 0
delayw a1
out a2 * 20000.0
```

See Also

deltapx

Credits

Author: Istvan Varga August 2001

New in version 4.13

19.108. diff

`diff` – Modify a signal by differentiation.

Description

Modify a signal by differentiation.

Syntax

ar **diff** asig [, iskip]

kr **diff** ksig [, iskip]

Initialization

iskip (optional) – initial disposition of internal save space (see *reson*). The default value is 0.

Performance

integ and *diff* perform integration and differentiation on an input control signal or audio signal. Each is the converse of the other, and applying both will reconstruct the original signal. Since these units are special cases of low-pass and high-pass filters, they produce a scaled (and phase shifted) output that is frequency-dependent. Thus *diff* of a sine produces a cosine, with amplitude $2 * \sin(\pi * Hz / sr)$ that of the original (for each component partial); *integ* will inversely affect the magnitudes of its component inputs. With this understanding, these units can provide useful signal modification.

Examples

Here is an example of the *diff* opcode. It uses the files *diff.orc* and *diff.sco*.

Example 1. Example of the *diff* opcode.

```
/* diff.orc */
; Initialize the global variables.
sr = 44100
kr = 4410
ksmps = 10
nchnls = 1

; Instrument #1 -- a normal instrument.
instr 1
  ; Generate a band-limited pulse train.
  asrc buzz 20000, 440, 20, 1

  out asrc
endin

; Instrument #2 -- a differentiated instrument.
instr 2
  ; Generate a band-limited pulse train.
  asrc buzz 20000, 440, 20, 1

  ; Emphasize the highs.
  a1 diff asrc

  out a1
endin
/* diff.orc */
```

```
/* diff.sco */
; Table #1, a sine wave.
f 1 0 16384 10 1

; Play Instrument #1 for one second.
i 1 0 1
; Play Instrument #2 for one second.
i 2 1 1
e
/* diff.sco */
```

See Also

downsamp, *integ*, *interp*, *samphold*, *upsamp*

Credits

Example written by Kevin Conder.

19.109. *diskin*

diskin – Reads audio data from an external device or stream and can alter its pitch.

Description

Reads audio data from an external device or stream and can alter its pitch.

Syntax

ar1 [,ar2] [, ar3] [, ar4] **diskin** ifilcod, kpitch [, iskiptim] [, iwraparound] [, iformat]

Initialization

ifilcod – integer or character-string denoting the source soundfile name. An integer denotes the file `soundin.filcod`; a character-string (in double quotes, spaces permitted) gives the filename itself, optionally a full pathname. If not a full path, the named file is sought first in the current directory, then in that given by the environment variable `SSDIR` (if defined) then by `SFDIR`. See also *GEN01*.

iskiptim (optional) – time in seconds of input sound to be skipped. The default value is 0.

iformat (optional) – specifies the audio data file format:

- 1 = 8-bit signed char (high-order 8 bits of a 16-bit integer)
- 2 = 8-bit A-law bytes
- 3 = 8-bit U-law bytes
- 4 = 16-bit short integers
- 5 = 32-bit long integers
- 6 = 32-bit floats

iwraparound – 1 = on, 0 = off (wraps around to end of file either direction)

If *iformat* = 0 it is taken from the soundfile header, and if no header from the Csound `-o` command-line flag. The default value is 0.

Performance

kpitch – can be any real number. a negative number signifies backwards playback. The given number is a pitch ratio, where:

- 1 = normal pitch
- 2 = 1 octave higher
- 3 = 12th higher, etc.
- .5 = 1 octave lower
- .25 = 2 octaves lower, etc.
- -1 = normal pitch backwards
- -2 = 1 octave higher backwards, etc.

diskin is identical to *soundin* except that it can alter the pitch of the sound that is being read.

Caution

Windows users typically use back-slashes, “\”, when specifying the paths of their files. As an example, a Win

Examples

Here is an example of the diskin opcode. It uses the files *diskin.orc* , *diskin.sco* , *beats.wav* .

Example 1. Example of the diskin opcode.

```
/* diskin.orc */
; Initialize the global variables.
sr = 44100
kr = 44100
ksmps = 1
nchnls = 1

; Instrument #1 - play an audio file.
instr 1
; Play the audio file backwards.
asig diskin "beats.wav", -1
out asig
endin
/* diskin.orc */
```

```
/* diskin.sco */
; Play Instrument #1, the audio file, for three seconds.
i 1 0 3
e
/* diskin.sco */
```

See Also

in , *inh* , *ino* , *inq* , *ins* , *soundin*

Credits

Authors: Barry L. Vercoe, Matt Ingalls/Mike Berry MIT, Mills College 1993-1997

Example written by Kevin Conder.

Warning to Windows users added by Kevin Conder, April 2002

19.110. dispfft

displayfft – Displays the Fourier Transform of an audio or control signal.

Description

These units will print orchestra init-values, or produce graphic display of orchestra control signals and audio signals. Uses X11 windows if enabled, else (or if *-g* flag is set) displays are approximated in ASCII characters.

Syntax

dispfft xsig, iprd, iwsiz [, iwtyp] [, idbout] [, iwtfllg]

Initialization

iprd – the period of display in seconds.

19. Orchestra Opcodes and Operators

iwsiz – size of the input window in samples. A window of *iwsiz* points will produce a Fourier transform of *iwsiz* /2 points, spread linearly in frequency from 0 to *sr*/2. *iwsiz* must be a power of 2, with a minimum of 16 and a maximum of 4096. The windows are permitted to overlap.

iwtyp (optional, default=0) – window type. 0 = rectangular, 1 = Hanning. The default value is 0 (rectangular).

idbout (optional, default=0) – units of output for the Fourier coefficients. 0 = magnitude, 1 = decibels. The default is 0 (magnitude).

iwtflg (optional, default=0) – wait flag. If non-zero, each display is held until released by the user. The default value is 0 (no wait).

Performance

dispfft – displays the Fourier Transform of an audio or control signal (*asig* or *ksig*) every *iprd* seconds using the Fast Fourier Transform method.

Examples

Here is an example of the *dispfft* opcode. It uses the files *dispfft.orc* , *dispfft.sco* and *beats.wav* .

Example 1. Example of the *dispfft* opcode.

```
/* dispfft.orc */
; Initialize the global variables.
sr = 44100
kr = 4410
ksmps = 10
nchnls = 1

; Instrument #1.
instr 1
  asig soundin "beats.wav"
  dispfft asig, 1, 512
  out asig
endin
/* dispfft.orc */
```

```
/* dispfft.sco */
; Play Instrument #1 for three seconds.
i 1 0 3
e
/* dispfft.sco */
```

See Also

display , *print*

Credits

Comments about the *inprds* parameter contributed by Rasmus Ekman.

Example written by Kevin Conder.

19.111. display

display – Displays the audio or control signals as an amplitude vs. time graph.

Description

These units will print orchestra init-values, or produce graphic display of orchestra control signals and audio signals. Uses X11 windows if enabled, else (or if *-g* flag is set) displays are approximated in ASCII characters.

Syntax

display *xsig*, *iprd* [, *inprds*] [, *iwtflg*]

Initialization

iprd – the period of display in seconds.

inprds (optional, default=1) – Number of display periods retained in each display graph. A value of 2 or more will provide a larger perspective of the signal motion. The default value is 1 (each graph completely new).

inprds (optional, default=1) – a scaling factor for the displayed waveform, controlling how many *iprd*-sized frames of samples are drawn in the window (the default and minimum value is 1.0). Higher *inprds* values are slower to draw (more points to draw) but will show the waveform scrolling through the window, which is useful with low *iprd* values.

iwtflg (optional, default=0) – wait flag. If non-zero, each display is held until released by the user. The default value is 0 (no wait).

Performance

display – displays the audio or control signal *xsig* every *iprd* seconds, as an amplitude vs. time graph.

Examples

Here is an example of the display opcode. It uses the files *display.orc* and *display.sco* .

Example 1. Example of the display opcode.

```
/* display.orc */
; Initialize the global variables.
sr = 44100
kr = 4410
ksmps = 10
nchnls = 1

; Instrument #1.
instr 1
  ; Go from 1000 to 0 linearly, over the period defined by p3.
  klin line 1000, p3, 0

  ; Create a new display each second, wait for the user.
  display klin, 1, 1, 1
endin
/* display.orc */
```

```
/* display.sco */
; Play Instrument #1 for 5 seconds.
i 1 0 5
e
/* display.sco */
```

See Also

dispfft , *print*

Credits

Comments about the *inprds* parameter contributed by Rasmus Ekman.

Example written by Kevin Conder.

19.112. distort1

distort1 – Modified hyperbolic tangent distortion.

Description

Implementation of modified hyperbolic tangent distortion. *distort1* can be used to generate wave shaping distortion based on a modification of the *tanh* function.

$$aout = \frac{\exp(asig * (pregain + shape1)) - \exp(asig*(pregain+shape2))}{\exp(asig*pregain) + \exp(-asig*pregain)}$$

Syntax

ar **distort1** asig, kpregain, kpostgain, kshape1, kshape2

Performance

asig - is the input signal.

kpregain – determines the amount of gain applied to the signal before waveshaping. A value of 1 gives slight distortion.

kpostgain – determines the amount of gain applied to the signal after waveshaping.

kshape1 – determines the shape of the positive part of the curve. A value of 0 gives a flat clip, small positive values give sloped shaping.

kshape2 – determines the shape of the negative part of the curve.

Examples

Here is an example of the *distort1* opcode. It uses the files *distort1.orc* and *distort1.sco* .

Example 1. Example of the *distort1* opcode.

```
/* distort1.orc */
; Initialize the global variables.
sr = 44100
kr = 4410
ksmps = 10
nchnls = 2

gadist init 0

instr 1
```

```

iamp = p4
ifqc = cpspch(p5)
asig pluck iamp, ifqc, ifqc, 0, 1
gadist = gadist + asig
endin

instr 50
kpre init p4
kpost init p5
kshap1 init p6
kshap2 init p7
aout distort1 gadist, kpre, kpost, kshap1, kshap2

outs aout, aout

gadist = 0
endin
/* distort1.orc */

```

```

/* distort1.sco */
; Sta Dur Amp Pitch
i1 0.0 3.0 10000 6.00
i1 0.5 2.5 10000 7.00
i1 1.0 2.0 10000 7.07
i1 1.5 1.5 10000 8.00

; Sta Dur PreGain PostGain Shape1 Shape2
i50 0 3 2 1 0 0
e
/* distort1.sco */

```

Credits

Author: Hans Mikelson December 1998

New in Csound version 3.50

19.113. /

/ – Division operator.

Description

Arithmetic operators perform operations of change-sign (negate), don't-change-sign, logical AND logical OR, add, subtract, multiply and divide. Note that a value or an expression may fall between two of these operators, either of which could take it as its left or right argument, as in

$a + b * c$.

In such cases three rules apply:

1. $*$ and $/$ bind to their neighbors more strongly than $+$ and $-$. Thus the above expression is taken as

$a + (b * c)$
with $*$ taking b and c and then $+$ taking a and $b * c$.

2. $+$ and $-$ bind more strongly than $&&$, which in turn is stronger than $||$:

$a && b - c || d$
is taken as

19. Orchestra Opcodes and Operators

$(a \ \&\& \ (b - c)) \ || \ d$

3. When both operators bind equally strongly, the operations are done left to right:

$a - b - c$
is taken as

$(a - b) - c$

Parentheses may be used as above to force particular groupings.

Syntax

a / b (no rate restriction)

where the arguments a and b may be further expressions.

Examples

Here is an example of the $/$ operator. It uses the files *divides.orc* and *divides.sco*.

Example 1. Example of the $/$ operator.

```
/* divides.orc */
; Initialize the global variables.
sr = 44100
kr = 4410
ksmps = 10
nchnls = 1

; Instrument #1.
instr 1
  i1 = 24 / 8
  print i1
endin
/* divides.orc */
```

```
/* divides.sco */
; Play Instrument #1 for one second.
i 1 0 1
e
/* divides.sco */
```

Its output should include lines like this:

```
instr 1: i1 = 3.000
```

See Also

$-$, $+$, $\&\&$, $\|$, $*$, $^$, $\%$

Credits

Example written by Kevin Conder.

19.114. divz

divz – Safely divides two numbers.

Syntax

ar **divz** xa, xb, ksubst

ir **divz** ia, ib, isubst

kr **divz** ka, kb, ksubst

Description

Safely divides two numbers.

Initialization

Whenever b is not zero, set the result to the value a / b ; when b is zero, set it to the value of *subst* instead.

Examples

Here is an example of the divz opcode. It uses the files *divz.orc* and *divz.sco*.

Example 1. Example of the divz opcode.

```
/* divz.orc */
; Initialize the global variables.
sr = 44100
kr = 4410
ksmps = 10
nchnls = 1

; Instrument #1.
instr 1
; Define the numbers to be divided.
ka init 200
; Linearly change the value of kb from 200 to 0.
kb line 0, p3, 200
; If a "divide_by_zero" error occurs, substitute -1.
ksubst init -1

; Safely divide the numbers.
kresults divz ka, kb, ksubst

; Print out the results.
printks "%f_/_%f_=%f\\n", 0.1, ka, kb, kresults
endin
/* divz.orc */
```

```
/* divz.sco */
; Play Instrument #1 for one second.
i 1 0 1
e
/* divz.sco */
```

Its output should include lines like:

```
200.000000 / 0.000000 = -1.000000
200.000000 / 19.999887 = 10.000056
200.000000 / 40.000027 = 4.999997
```

See Also

= , *init* , *tival*

Credits

Example written by Kevin Conder.

19.115. **dnoise**

dnoise – Reduces noise in a file.

Description

This is a noise reduction scheme using frequency-domain noise-gating.

Syntax

dnoise [*flags*] -i *noise_ref_file* -o *output_soundfile* *input_soundfile*

Initialization

Dnoise specific flags:

- (*no flag*) input soundfile to be denoised
- -i *fname* input reference noise soundfile
- -o *fname* output soundfile
- -N *fnum* # of bandpass filters (default: 1024)
- -w *fovlp* filter overlap factor: {0,1,(2),3} DON'T USE -w AND -M
- -M *awlen* analysis window length (default: N-1 unless -w is specified)
- -L *swlen* synthesis window length (default: M)
- -D *dfac* decimation factor (default: M/8)
- -b *btim* begin time in noise reference soundfile (default: 0)
- -B *smpst* starting sample in noise reference soundfile (default: 0)
- -e *etim* end time in noise reference soundfile (default: end of file)
- -E *smpend* final sample in noise reference soundfile (default: end of file)
- -t *thr* threshold above noise reference in dB (default: 30)
- -S *gfact* sharpness of noise-gate turnoff, range: 1 to 5 (default: 1)
- -n *numfrm* number of FFT frames to average over (default: 5)
- -m *mingain* minimum gain of noise-gate when off in dB (default: -40)

Soundfile format options:

- *-A* AIFF format output
- *-W* WAV format output
- *-J* IRCAM format output
- *-h* skip soundfile header (not valid for AIFF/WAV output)
- *-8* 8-bit unsigned char sound samples
- *-c* 8-bit signed `_char` sound samples
- *-a* alaw sound samples
- *-u* ulaw sound samples
- *-s* short `_int` sound samples
- *-l* long `_int` sound samples
- *-f* float sound samples. Floats also supported for WAV files. (New in Csound 3.47.)

Additional options:

- *-R* verbose - print status info
- *-H [N]* print a heartbeat character at each soundfile write.
- *-fname* output to log file `fname`
- *-V* verbose - print status info

Note

DNOISE also looks at the environment variable SFOUTYP to determine soundfile output format. The -

Performance

This is a noise reduction scheme using frequency-domain noise-gating. This should work best in the case of high signal-to-noise with hiss-type noise.

The algorithm is that suggested by Moorer & Berger in “Linear-Phase Bandsplitting: Theory and Applications” presented at the 76th Convention 1984 October 8-11 New York of the Audio Engineering Society (preprint #2132) except that it uses the Weighted Overlap-Add formulation for short-time Fourier analysis-synthesis in place of the recursive formulation suggested by Moorer & Berger. The gain in each frequency bin is computed independently according to

$$\text{gain} = g_0 + (1-g_0) * [\text{avg} / (\text{avg} + \text{th} * \text{th} * \text{nref})] ^ \text{sh}$$

where *avg* and *nref* are the mean squared signal and noise respectively for the bin in question. (This is slightly different than in Moorer & Berger.)

The critical parameters *th* and *g0* are specified in dB and internally converted to decimal values. The *nref* values are computed at the start of the program on the basis of a noise_soundfile (specified in the command line) which contains noise without signal.

The *avg* values are computed over a rectangular window of *m* FFT frames looking both ahead and behind the current time. This corresponds to a temporal extent of *m**D/R (which is typically (*m**N/8)/R). The default settings of N, M, and D should be appropriate for most uses. A higher sample rate than 16 Khz might indicate a higher N.

Credits

Author: Mark Dolson

August 26, 1989

Author: John ffitch

December 30, 2000

Updated by Rasmus Ekman on March 11, 2002.

19.116. \$NAME

\$NAME – Calls a defined macro.

Description

Macros are textual replacements which are made in the orchestra as it is being read. The macro system in Csound is a very simple one, and uses the characters # and \$ to define and call macros. This can save typing, and can lead to a coherent structure and consistent style. This is similar to, but independent of, the *macro system in the score language* .

\$NAME – calls a defined macro. To use a macro, the name is used following a \$ character. The name is terminated by the first character which is neither a letter nor a number. If it is necessary for the name not to terminate with a space, a period, which will be ignored, can be used to terminate the name. The string, *\$NAME* ., is replaced by the replacement text from the definition. The replacement text can also include macro calls.

Syntax

\$NAME

Initialization

replacement text # – The replacement text is any character string (not containing a #) and can extend over multiple lines. The replacement text is enclosed within the # characters, which ensure that additional characters are not inadvertently captured.

Performance

Some care is needed with textual replacement macros, as they can sometimes do strange things. They take no notice of any meaning, so spaces are significant. This is why, unlike the C programming language, the definition has the replacement text surrounded by # characters. Used carefully, this simple macro system is a powerful concept, but it can be abused.

Examples

Here is an example of the calling a macro. It uses the files *define.orc* and *define.sco* .

Example 1. An example of the calling a macro.

```
/* define.orc */
; Initialize the global variables.
sr = 44100
```



```

kr = 4410
ksmps = 10
nchnls = 1

; Define the macros.
#define VOLUME #5000#
#define FREQ #440#
#define TABLE #1#

; Instrument #1
instr 1
; Use the macros.
; This will be expanded to "a1_oscil_5000,_440,_1".
a1 oscil $VOLUME, $FREQ, $TABLE

; Send it to the output.
out a1
endin
/* define.orc */

/* define.sco */
; Define Table #1 with an ordinary sine wave.
f 1 0 32768 10 1

; Play Instrument #1 for two seconds.
i 1 0 2
e
/* define.sco */

```

Its output should include lines like this:

```

Macro definition for VOLUME
Macro definition for CPS
Macro definition for TABLE

```

Here is an example of the calling a macro with arguments. It uses the files *define_args.orc* and *define_args.sco*.

Example 2. An example of the calling a macro with arguments.

```

/* define_args.orc */
; Initialize the global variables.
sr = 44100
kr = 4410
ksmps = 10
nchnls = 1

; Define the oscillator macro.
#define OSCMACRO(VOLUME'FREQ'TABLE) #oscil $VOLUME, $FREQ, $TABLE#

; Instrument #1
instr 1
; Use the oscillator macro.
; This will be expanded to "a1_oscil_5000,_440,_1".
a1 $OSCMACRO(5000'440'1)

; Send it to the output.
out a1
endin
/* define_args.orc */

/* define_args.sco */
; Define Table #1 with an ordinary sine wave.
f 1 0 32768 10 1

; Play Instrument #1 for two seconds.
i 1 0 2
e
/* define_args.sco */

```

Its output should include a line like this:

```

Macro definition for OSCMACRO

```

See Also

#define, *#undef*

Credits

Author: John fitch University of Bath/Codemist Ltd. Bath, UK April, 1998
Example written by Kevin Conder.
New in Csound version 3.48

19.117. `downsamp`

`downsamp` – Modify a signal by down-sampling.

Description

Modify a signal by down-sampling.

Syntax

```
kr downsamp asig [, iwlen]
```

Initialization

iwlen (optional) – window length in samples over which the audio signal is averaged to determine a downsampled value. Maximum length is *ksmps* ; 0 and 1 imply no window averaging. The default value is 0.

Performance

downsamp converts an audio signal to a control signal by downsampling. It produces one kval for each audio control period. The optional window invokes a simple averaging process to suppress foldover.

Examples

Here is an example of the `downsamp` opcode. It uses the files *downsamp.orc* and *downsamp.sco* .

Example 1. Example of the `downsamp` opcode.

```
/* downsamp.orc */
; Initialize the global variables.
sr = 44100
kr = 4410
ksmps = 10
nchnls = 1

; Instrument #1.
instr 1
; Create a noise signal at a-rate.
anoise noise 20000, 0.2

; Downsample the noise signal to k-rate.
knoise downsamp anoise

; Use the noise signal at k-rate.
a1 oscil 30000, knoise, 1
out anoise
endin
/* downsamp.orc */
```

```

/* downsamp.sco */
; Table #1, a sine wave.
f 1 0 16384 10 1

; Play Instrument #1 for one second.
i 1 0 1
e
/* downsamp.sco */

```

See Also

diff , *integ* , *interp* , *samphold* , *upsamp*

Credits

Example written by Kevin Conder.

19.118. *dripwater*

dripwater – Semi-physical model of a water drop.

Description

dripwater is a semi-physical model of a water drop. It is one of the PhISEM percussion opcodes. PhISEM (Physically Informed Stochastic Event Modeling) is an algorithmic approach for simulating collisions of multiple independent sound producing objects.

Syntax

ar **dripwater** *kamp*, *idettack* [, *inum*] [, *idamp*] [, *imaxshake*] [, *ifreq*] [, *ifreq1*] [, *ifreq2*]

Initialization

idettack – period of time over which all sound is stopped

inum (optional) – The number of beads, teeth, bells, timbrels, etc. If zero, the default value is 10.

idamp (optional) – the damping factor, as part of this equation:

$$\text{damping_amount} = 0.996 + (\text{idamp} * 0.002)$$

The default *damping_amount* is 0.996 which means that the default value of *idamp* is 0. The maximum *damping_amount* is 1.0 (no damping). This means the maximum value for *idamp* is 2.0.

The recommended range for *idamp* is usually below 75% of the maximum value. Rasmus Ekman suggests a range of 1.4-1.75. He also suggests a maximum value of 1.9 instead of the theoretical limit of 2.0.

imaxshake (optional, default=0) – amount of energy to add back into the system. The value should be in range 0 to 1.

ifreq (optional) – the main resonant frequency. The default value is 450.

ifreq1 (optional) – the first resonant frequency. The default value is 600.

ifreq2 (optional) – the second resonant frequency. The default value is 750.

Performance

kamp – Amplitude of output. Note: As these instruments are stochastic, this is only an approximation.

Examples

Here is an example of the dripwater opcode. It uses the files *dripwater.orc* and *dripwater.sco*.

Example 1. Example of the dripwater opcode.

```
/* dripwater.orc */
sr = 44100
kr = 4410
ksmps = 10
nchnls = 1

instr 01 ;example of a water drip
a1 line 5, p3, 5 ;preset an amplitude boost
a2 dripwater p4, 0.01, 0, .9 ;dripwater needs a little amplitude help at these values
a3 product a1, a2 ;increase amplitude
out a3
endin
/* dripwater.orc */
```

```
/* dripwater.sco */
i1 0 1 20000
e
/* dripwater.sco */
```

See Also

bamboo, *guiro*, *sleighbells*, *tambourine*

Credits

Author: Perry Cook, part of the PhISEM (Physically Informed Stochastic Event Modeling) Adapted by John fitch

New in Csound version 4.07

Added notes by Rasmus Ekman on May 2002.

19.119. dumpk

dumpk – Periodically writes an orchestra control-signal value to an external file.

Description

Periodically writes an orchestra control-signal value to a named external file in a specific format.

Syntax

dumpk ksig, ifilename, iformat, iprd

Initialization

iflname – character string (in double quotes, spaces permitted) denoting the external file name. May either be a full path name with target directory specified or a simple filename to be created within the current directory

iformat – specifies the output data format:

- 1 = 8-bit signed char (high order 8 bits of a 16-bit integer)
- 4 = 16-bit short integers
- 5 = 32-bit long integers
- 6 = 32-bit floats, 7=ASCII long integers
- 8 = ASCII floats (2 decimal places)

Note that A-law and U-law output are not available, and that all formats except the last two are binary. The output file contains no header information.

iprd – the period of *ksig* output *i* seconds, rounded to the nearest orchestra control period. A value of 0 implies one control period (the enforced minimum), which will create an output file sampled at the orchestra control rate.

Performance

ksig – a control-rate signal

This opcode allows a generated control signal value to be saved in a named external file. The file contains no self-defining header information. But it contains a regularly sampled time series, suitable for later input or analysis. There may be any number of *dumpk* opcodes in an instrument or orchestra but each must write to a different file.

Examples

```
knum = knum+1 ; at each k-period
ktemp tempest
krms, .02, .1, 3, 2, 800, .005, 0, 60, 4, .1, .995 ;estimate the tempo
kocf specptrk
wsig, 6, .9, 0 ;and the pitch
dumpk3
knum, ktemp, cpsoct(kocf), "what_happened_when", 8 0 ;& save them
```

See Also

dumpk2 , *dumpk3* , *dumpk4* , *readk* , *readk2* , *readk3* , *readk4*

19.120. *dumpk2*

dumpk2 – Periodically writes two orchestra control-signal values to an external file.

Description

Periodically writes two orchestra control-signal values to a named external file in a specific format.

Syntax

dumpk2 ksig1, ksig2, ifilename, iformat, iprd

Initialization

ifilename – character string (in double quotes, spaces permitted) denoting the external file name. May either be a full path name with target directory specified or a simple filename to be created within the current directory

iformat – specifies the output data format:

- 1 = 8-bit signed char (high order 8 bits of a 16-bit integer)
- 4 = 16-bit short integers
- 5 = 32-bit long integers
- 6 = 32-bit floats, 7=ASCII long integers
- 8 = ASCII floats (2 decimal places)

Note that A-law and U-law output are not available, and that all formats except the last two are binary. The output file contains no header information.

iprd – the period of *ksig* output in seconds, rounded to the nearest orchestra control period. A value of 0 implies one control period (the enforced minimum), which will create an output file sampled at the orchestra control rate.

Performance

ksig1, *ksig2* – control-rate signals.

This opcode allows two generated control signal values to be saved in a named external file. The file contains no self-defining header information. But it contains a regularly sampled time series, suitable for later input or analysis. There may be any number of *dumpk2* opcodes in an instrument or orchestra but each must write to a different file.

Examples

```
knum      =          knum+1          ; at each k-period
ktemp     tempest
krms, .02, .1, 3, 2, 800, .005, 0, 60, 4, .1, .995 ; estimate the tempo
kocst     specptrk
wsig, 6, .9, 0          ; and the pitch
dumpk3
knum, ktemp, cpsoct(kocst), "what_happened_when", 8 0 ;& save them
```

See Also

dumpk , *dumpk3* , *dumpk4* , *readk* , *readk2* , *readk3* , *readk4*

19.121. dumpk3

dumpk3 – Periodically writes three orchestra control-signal values to an external file.

Description

Periodically writes three orchestra control-signal values to a named external file in a specific format.

Syntax

dumpk3 *ksig1*, *ksig2*, *ksig3*, *ifilename*, *iformat*, *iprd*

Initialization

ifilename – character string (in double quotes, spaces permitted) denoting the external file name. May either be a full path name with target directory specified or a simple filename to be created within the current directory

iformat – specifies the output data format:

- 1 = 8-bit signed char (high order 8 bits of a 16-bit integer)
- 4 = 16-bit short integers
- 5 = 32-bit long integers
- 6 = 32-bit floats, 7=ASCII long integers
- 8 = ASCII floats (2 decimal places)

Note that A-law and U-law output are not available, and that all formats except the last two are binary. The output file contains no header information.

iprd – the period of *ksig* output in seconds, rounded to the nearest orchestra control period. A value of 0 implies one control period (the enforced minimum), which will create an output file sampled at the orchestra control rate.

Performance

ksig1, *ksig2*, *ksig3* – control-rate signals

This opcode allows three generated control signal values to be saved in a named external file. The file contains no self-defining header information. But it contains a regularly sampled time series, suitable for later input or analysis. There may be any number of *dumpk3* opcodes in an instrument or orchestra but each must write to a different file.

Examples

```
knum      =
           knum+1
           ; at each k-period
ktemp     tempest
krms, .02, .1, 3, 2, 800, .005, 0, 60, 4, .1, .995 ;estimate the tempo
kcoct     specptrk
wsig, 6, .9, 0
           ;and the pitch
           dumpk3
           knum, ktemp, cpsoct(kcoct), "what_happened_when", 8 0 ;& save them
```

See Also

dumpk , *dumpk2* , *dumpk4* , *readk* , *readk2* , *readk3* , *readk4*

19.122. dumpk4

`dumpk4` – Periodically writes four orchestra control-signal values to an external file.

Description

Periodically writes four orchestra control-signal values to a named external file in a specific format.

Syntax

`dumpk4` *ksig1*, *ksig2*, *ksig3*, *ksig4*, *ifilename*, *iformat*, *iprd*

Initialization

ifilename – character string (in double quotes, spaces permitted) denoting the external file name. May either be a full path name with target directory specified or a simple filename to be created within the current directory

iformat – specifies the output data format:

- 1 = 8-bit signed char (high order 8 bits of a 16-bit integer)
- 4 = 16-bit short integers
- 5 = 32-bit long integers
- 6 = 32-bit floats, 7=ASCII long integers
- 8 = ASCII floats (2 decimal places)

Note that A-law and U-law output are not available, and that all formats except the last two are binary. The output file contains no header information.

iprd – the period of *ksig* output in seconds, rounded to the nearest orchestra control period. A value of 0 implies one control period (the enforced minimum), which will create an output file sampled at the orchestra control rate.

Performance

ksig1, *ksig2*, *ksig3*, *ksig4* – control-rate signals

This opcode allows four generated control signal values to be saved in a named external file. The file contains no self-defining header information. But it contains a regularly sampled time series, suitable for later input or analysis. There may be any number of *dumpk4* opcodes in an instrument or orchestra but each must write to a different file.

Examples

```
knum      =
           knum+1
           ; at each k-period
ktemp     tempest
           krms, .02, .1, 3, 2, 800, .005, 0, 60, 4, .1, .995 ;estimate the tempo
kocst     specptrk
           wsig, 6, .9, 0
           ;and the pitch
           dumpk3
           knum, ktemp, cpsoct(kocst), "what_happened_when", 8 0 ;& save them
```


See Also

dumpk , *dumpk2* , *dumpk3* , *readk* , *readk2* , *readk3* , *readk4*

19.123. *duserrnd*

duserrnd – Discrete USER-defined-distribution RaNDom generator.

Description

Discrete USER-defined-distribution RaNDom generator.

Syntax

aout **duserrnd** ktableNum

iout **duserrnd** itableNum

kout **duserrnd** ktableNum

Initialization

itableNum – number of table containing the random-distribution function. Such table is generated by the user. See GEN40, GEN41, and GEN42. The table length does not need to be a power of 2

Performance

ktableNum – number of table containing the random-distribution function. Such table is generated by the user. See GEN40, GEN41, and GEN42. The table length does not need to be a power of 2

duserrnd (discrete user-defined-distribution random generator) generates random values according to a discrete random distribution created by the user. The user can create the discrete distribution histogram by using GEN41. In order to create that table, the user has to define an arbitrary amount of number pairs, the first number of each pair representing a value and the second representing its probability (see GEN41 for more details).

When used as a function, the rate of generation depends by the rate type of input variable XtableNum. In this case it can be embedded into any formula. Table number can be varied at k-rate, allowing to change the distribution histogram during the performance of a single note. *duserrnd* is designed be used in algorithmic music generation.

duserrnd can also be used to generate values following a set of ranges of probabilities by using distribution functions generated by GEN42 (See GEN42 for more details). In this case, in order to simulate continuous ranges, the length of table XtableNum should be reasonably big, as *duserrnd* does not interpolate between table elements.

For a tutorial about random distribution histograms and functions see:

- D. Lorrain. “A panoply of stochastic cannons”. In C. Roads, ed. 1989. Music machine. Cambridge, Massachusetts: MIT press, pp. 351 - 379.

See Also

cuserrnd , *urd*

Credits

Author: Gabriel Maldonado

New in Version 4.16

19.124. else

else – Executes a block of code when an “if...then” condition is false.

Description

Executes a block of code when an “if...then” condition is false.

Syntax

else

Performance

else is used inside of a block of code between the “*if...then*” and *endif* opcodes. It defines which statements are executed when a “if...then” condition is false. Only one *else* statement may occur and it must be the last conditional statement before the *endif* opcode.

Examples

See the example for the *if* opcode.

See Also

elseif , *endif* , *goto* , *if* , *igoto* , *kgoto* , *tigoto* , *timeout*

Credits

New in version 4.21

19.125. elseif

elseif – Defines another “if...then” condition when a “if...then” condition is false.

Description

Defines another “if...then” condition when a “if...then” condition is false.

Syntax

elseif *xa* *R* *xb* **then**

where *label* is in the same instrument block and is not an expression, and where *R* is one of the Relational operators (*<* , *=* , *<=* , *==* , *!=*) (and *=* for convenience, see also under *Conditional Values*).

Performance

elseif is used inside of a block of code between the “*if...then*” and *endif* opcodes. When a “*if...then*” condition is false, it defines another “*if...then*” condition to be met. Any number of *elseif* statements are allowed.

Examples

See the example for the *if* opcode.

See Also

else , *endif* , *goto* , *if* , *igoto* , *kgoto* , *tigoto* , *timeout*

Credits

New in version 4.21

19.126. *endif*

endif – Closes a block of code that begins with an “*if...then*” statement.

Description

Closes a block of code that begins with an “*if...then*” statement.

Syntax

endif

Performance

Any block of code that begins with an “*if...then*” statement must end with an *endif* statement.

Examples

See the example for the *if* opcode.

See Also

elseif , *else* , *goto* , *if* , *igoto* , *kgoto* , *tigoto* , *timeout*

Credits

New in version 4.21

19.127. *endin*

endin – Ends the current instrument block.

Description

Ends the current instrument block.

Syntax

endin

Initialization

Ends the current instrument block.

Instruments can be defined in any order (but they will always be both initialized and performed in ascending instrument number order). Instrument blocks cannot be nested (i.e. one block cannot contain another).

Note

There may be any number of instrument blocks in an orchestra.

Examples

Here is an example of the *endin* opcode. It uses the files *endin.orc* and *endin.sco* .

Example 1. Example of the *endin* opcode.

```
/* endin.orc */
; Initialize the global variables.
sr = 44100
kr = 4410
ksmps = 10
nchnls = 1

; Instrument #1.
instr 1
  iamp = 10000
  icps = 440
  iphs = 0

  a1 oscils iamp, icps, iphs
  out a1
endin
/* endin.orc */

/* endin.sco */
; Play Instrument #1 for 2 seconds.
i 1 0 2
e
/* endin.sco */
```

See Also

instr

Credits

Example written by Kevin Conder.

19.128. *endop*

endop – Marks the end of an user-defined opcode block.

Description

Marks the end of an user-defined opcode block.

Syntax

endop

Performance

The syntax of a user-defined opcode block is as follows:

```
opcode name, outtypes, intypes
xinarg1 [, xinarg2] [, xinarg3] ... [xinargN] xin
setksmps iksmps
```

... the rest of the instrument's code.

```
xout xoutarg1 [, xoutarg2] [, xoutarg3] ... [xoutargN]
endop
```

The new opcode can then be used with the usual syntax:

```
[xinarg1] [, xinarg2] ... [xinargN] name [xoutarg1] [, xoutarg2] ... [xoutargN] [, iksmps]
```

Examples

See the example for the *opcode* opcode.

See Also

opcode , *setksmps* , *xin* , *xout*

Credits

Author: Istvan Varga, 2002; based on code by Matt J. Ingalls

New in version 4.22

19.129. **envlpx**

envlpx – Applies an envelope consisting of 3 segments.

Description

envlpx – apply an envelope consisting of 3 segments:

1. stored function rise shape
2. modified exponential pseudo steady state
3. exponential decay

Syntax

ar **envlpx** xamp, irise, idur, idec, ifn, iatss, iatdec [, ixmod]

kr **envlpx** kamp, irise, idur, idec, ifn, iatss, iatdec [, ixmod]

Initialization

irise – rise time in seconds. A zero or negative value signifies no rise modification.

idur – overall duration in seconds. A zero or negative value will cause initialization to be skipped.

idec – decay time in seconds. Zero means no decay. An *idec* > *idur* will cause a truncated decay.

ifn – function table number of stored rise shape with extended guard point.

iatss – attenuation factor, by which the last value of the *envlpx* rise is modified during the note's pseudo steady state. A factor greater than 1 causes an exponential growth and a factor less than 1 creates an exponential decay. A factor of 1 will maintain a true steady state at the last rise value. Note that this attenuation is not by fixed rate (as in a piano), but is sensitive to a note's duration. However, if *iatss* is negative (or if steady state < 4 k-periods) a fixed attenuation rate of *abs* (*iatss*) per second will be used. 0 is illegal.

iatdec – attenuation factor by which the closing steady state value is reduced exponentially over the decay period. This value must be positive and is normally of the order of .01. A large or excessively small value is apt to produce a cutoff which is audible. A zero or negative value is illegal.

ixmod (optional, between +- .9 or so) – exponential curve modifier, influencing the steepness of the exponential trajectory during the steady state. Values less than zero will cause an accelerated growth or decay towards the target (e.g. *subito piano*). Values greater than zero will cause a retarded growth or decay. The default value is zero (unmodified exponential).

Performance

kamp, *xamp* – input amplitude signal.

Rise modifications are applied for the first *irise* seconds, and decay from time *idur* - *idec*. If these periods are separated in time there will be a steady state during which *amp* will be modified by the first exponential pattern. If the rise and decay periods overlap then that will cause a truncated decay. If the overall duration *idur* is exceeded in performance, the final decay will continue on in the same direction, tending asymptotically to zero.

Examples

Here is an example of the envlpx opcode. It uses the files *envlpx.orc* and *envlpx.sco*.

Example 1. Example of the envlpx opcode.

```
/* envlpx.orc */
; Initialize the global variables.
sr = 44100
kr = 4410
ksmps = 10
nchnls = 1

; Instrument #1 - a simple instrument.
instr 1
; Set the amplitude.
kamp init 20000
; Get the frequency from the fourth p-field.
kcps = cpspch(p4)

a1 vco kamp, kcps, 1
out a1
endin

; Instrument #2 - instrument with an amplitude envelope.
instr 2
kamp = 20000
irise = 0.05
idur = p3 - .01
idec = 0.5
ifn = 2
iatss = 1
iatdec = 0.01

; Create an amplitude envelope.
kenv envlpx kamp, irise, idur, idec, ifn, iatss, iatdec

; Get the frequency from the fourth p-field.
kcps = cpspch(p4)

a1 vco kenv, kcps, 1
out a1
endin
/* envlpx.orc */
```

```
/* envlpx.sco */
; Table #1, a sine wave.
f 1 0 16384 10 1
; Table #2, a rising envelope.
f 2 0 129 -7 0 128 1

; Set the tempo to 120 beats per minute.
t 0 120

; Make sure the score plays for 33 seconds.
f 0 33

; Play a melody with Instrument #1.
; p4 = frequency in pitch-class notation.
i 1 0 1 8.04
i 1 1 1 8.04
i 1 2 1 8.05
i 1 3 1 8.07
i 1 4 1 8.07
i 1 5 1 8.05
i 1 6 1 8.04
i 1 7 1 8.02
i 1 8 1 8.00
i 1 9 1 8.00
i 1 10 1 8.02
i 1 11 1 8.04
i 1 12 2 8.04
i 1 14 2 8.02

; Repeat the melody with Instrument #2.
; p4 = frequency in pitch-class notation.
i 2 16 1 8.04
i 2 17 1 8.04
i 2 18 1 8.05
i 2 19 1 8.07
i 2 20 1 8.07
i 2 21 1 8.05
```

```

i 2 22 1 8.04
i 2 23 1 8.02
i 2 24 1 8.00
i 2 25 1 8.00
i 2 26 1 8.02
i 2 27 1 8.04
i 2 28 2 8.04
i 2 30 2 8.02
e
/* envlpx.sco */

```

See Also

envlpx , *linen* , *linenr*

Credits

Thanks goes to Luis Jure for pointing out a mistake with *iatss* .

Example written by Kevin Conder.

19.130. envlpxr

envlpxr – The *envlpx* opcode with a final release segment.

Description

envlpxr is the same as *envlpx* except that the final segment is entered only on sensing a MIDI note release. The note is then extended by the decay time.

Syntax

ar **envlpxr** xamp, irise, idur, idec, ifn, iatss, iatdec [, ixmod] [,irind]

kr **envlpxr** kamp, irise, idur, idec, ifn, iatss, iatdec [, ixmod] [,irind]

Initialization

irise – rise time in seconds. A zero or negative value signifies no rise modification.

idur – overall duration in seconds. A zero or negative value will cause initialization to be skipped.

idec – decay time in seconds. Zero means no decay. An *idec* > *idur* will cause a truncated decay.

ifn – function table number of stored rise shape with extended guard point.

iatss – attenuation factor, by which the last value of the *envlpx* rise is modified during the note's pseudo steady state. A factor greater than 1 causes an exponential growth and a factor less than 1 creates an exponential decay. A factor of 1 will maintain a true steady state at the last rise value. Note that this attenuation is not by fixed rate (as in a piano), but is sensitive to a note's duration. However, if *iatss* is negative (or if steady state < 4 k-periods) a fixed attenuation rate of *abs (iatss)* per second will be used. 0 is illegal.

iatdec – attenuation factor by which the closing steady state value is reduced exponentially over the decay period. This value must be positive and is normally of the order of .01. A large or excessively small value is apt to produce a cutoff which is audible. A zero or negative value is illegal.

ixmod (optional, between +- .9 or so) – exponential curve modifier, influencing the steepness of the exponential trajectory during the steady state. Values less than zero will cause an accelerated growth or decay towards the target (e.g. *subito piano*). Values greater than zero will cause a retarded growth or decay. The default value is zero (unmodified exponential).

irind (optional) – independence flag. If left zero, the release time (*idec*) will influence the extended life of the current note following a note-off. If non-zero, the *idec* time is quite independent of the note extension (see below). The default value is 0.

Performance

kamp, *xamp* – input amplitude signal.

envelopr is an example of the special Csound “r” units that contain a note-off sensor and release time extender. When each senses a score event termination or a MIDI noteoff, it will immediately extend the performance time of the current instrument by *idec* seconds unless it is made independent by *irind*. Then it will begin a decay from wherever it was at the time.

These “r” units can also be modified by MIDI noteoff velocities (see *veloffs*). If the *irind* flag is on (non-zero), the overall performance time is unaffected by note-off and *veloff* data.

Multiple “r” units. When two or more “r” units occur in the same instrument it is usual to have only one of them influence the overall note duration. This is normally the master amplitude unit. Other units controlling, say, filter motion can still be sensitive to note-off commands while not affecting the duration by making them independent (*irind* non-zero). Depending on their own *idec* (release time) values, independent “r” units may or may not reach their final destinations before the instrument terminates. If they do, they will simply hold their target values until termination. If two or more “r” units are simultaneously master, note extension is by the greatest *idec*.

See Also

envelopx, *linen*, *linenr*

Credits

Thanks goes to Luis Jure for pointing out a mistake with *iatss*.

19.131. ==

== – Compares two values for equality.

Description

Compares two values for equality.

Syntax

(a == b ? v1 : v2)

where *a*, *b*, *v1* and *v2* may be expressions, but *a*, *b* not audio-rate.

Performance

In the above conditionals, a and b are first compared. If the indicated relation is true (a greater than b , a less than b , a greater than or equal to b , a less than or equal to b , a equal to b , a not equal to b), then the conditional expression has the value of $v1$; if the relation is false, the expression has the value of $v2$. (For convenience, a sole “=” will function as “==”.)

NB.: If $v1$ or $v2$ are expressions, these will be evaluated before the conditional is determined.

In terms of binding strength, all conditional operators (i.e. the relational operators (<, etc.), and ?, and :) are weaker than the arithmetic and logical operators (+, -, *, /, & and //).

These are *operators* not *opcodes*. Therefore, they can be used within orchestra statements, but do not form complete statements themselves.

Examples

Here is an example of the == opcode. It uses the files *equal.orc* and *equal.sco*.

Example 1. Example of the == opcode.

```
/* equal.orc */
; Initialize the global variables.
sr = 44100
kr = 44100
ksmps = 1
nchnls = 1

; Instrument #1.
instr 1
; Get the 4th p-field from the score.
k1 = p4

; Is it equal to 3? (1 = true, 0 = false)
k2 = (p4 == 3 ? 1 : 0)

; Print the values of k1 and k2.
printks "k1=%f, k2=%f\n", 1, k1, k2
endin
/* equal.orc */
```

```
/* equal.sco */
; Call Instrument #1 with a p4 = 2.
i 1 0 0.5 2
; Call Instrument #1 with a p4 = 3.
i 1 1 0.5 3
; Call Instrument #1 with a p4 = 4.
i 1 2 0.5 4
e
/* equal.sco */
```

Its output should include lines like this:

```
k1 = 2.000000, k2 = 0.000000
k1 = 3.000000, k2 = 1.000000
k1 = 4.000000, k2 = 0.000000
```

See Also

>=, >, <=, <, !=

Credits

Example written by Kevin Conder.

19.132. event

event – Generates a score event from an instrument.

Description

Generates a score event from an instrument.

Syntax

event “scorechar”, kinsnum, kdelay, kdur, [, kp4] [, kp5] [, ...]

event “scorechar”, “insname”, kdelay, kdur, [, kp4] [, kp5] [, ...]

Initialization

“scorechar” – A string (in double-quotes) representing the first p-field in a score statement. This is usually “e”, “f”, or “i”.

“insname” – A string (in double-quotes) representing a named instrument.

Performance

kinsnum – The instrument to use for the event. This corresponds to the first p-field, p1, in a score statement.

kdelay – When (in seconds) the event will occur from the current performance time. This corresponds to the second p-field, p2, in a score statement.

kdur – How long (in seconds) the event will happen. This corresponds to the third p-field, p3, in a score statement.

kp4, *kp5*, ... (optional) – Parameters representing additional p-field in a score statement. It starts with the fourth p-field, p4.

Examples

Here is an example of the event opcode. It uses the files *event.orc* and *event.sco*.

Example 1. Example of the event opcode.

```

/* event.orc */
; Initialize the global variables.
sr = 44100
kr = 4410
ksmps = 10
nchnls = 1

; Instrument #1 - an oscillator with a high note.
instr 1
; Create a trigger and set its initial value to 1.
ktrigger init 1

; If the trigger is equal to 0, continue playing.
; If not, schedule another event.
if (ktrigger == 0) goto contin
; kscoreop="i", an i-statement.
; kinsnum=2, play Instrument #2.
; kwhen=1, start at 1 second.
; kdur=0.5, play for a half-second.
event "i", 2, 1, 0.5

```

19. Orchestra Opcodes and Operators

```
    ; Make sure the event isn't triggered again.
    ktrigger = 0

contin:
a1 oscils 10000, 440, 1
out a1
endin

; Instrument #2 - an oscillator with a low note.
instr 2
a1 oscils 10000, 220, 1
out a1
endin
/* event.orc */
```

```
/* event.sco */
; Make sure the score plays for two seconds.
f 0 2

; Play Instrument #1 for a half-second.
i 1 0 0.5
e
/* event.sco */
```

Here is an example of the event opcode using a named instrument. It uses the files *event_named.orc* and *event_named.sco*.

Example 2. Example of the event opcode using a named instrument.

```
/* event_named.orc */
; Initialize the global variables.
sr = 44100
kr = 4410
ksmps = 10
nchnls = 1

; Instrument #1 - an oscillator with a high note.
instr 1
    ; Create a trigger and set its initial value to 1.
    ktrigger init 1

    ; If the trigger is equal to 0, continue playing.
    ; If not, schedule another event.
    if (ktrigger == 0) goto contin
    ; kscoreop="i", an i-statement.
    ; kinsnum="low_note", instrument named "low_note".
    ; kwhen=1, start at 1 second.
    ; kdur=0.5, play for a half-second.
    event "i", "low_note", 1, 0.5

    ; Make sure the event isn't triggered again.
    ktrigger = 0

contin:
a1 oscils 10000, 440, 1
out a1
endin

; Instrument "low_note" - an oscillator with a low note.
instr low_note
a1 oscils 10000, 220, 1
out a1
endin
/* event_named.orc */
```

```
/* event_named.sco */
; Make sure the score plays for two seconds.
f 0 2

; Play Instrument #1 for a half-second.
i 1 0 0.5
e
/* event_named.sco */
```

Credits

Examples written by Kevin Conder.

New in version 4.17

Thanks goes to Matt Ingalls for helping to fix the example.

Thanks goes to Matt Ingalls for helping clarify the *kwhen/kdelay* parameter.

19.133. **exp**

exp – Returns *e* raised to the *x*-th power.

Description

Returns *e* raised to the *x* th power.

Syntax

exp (*x*) (no rate restriction)

where the argument within the parentheses may be an expression. Value converters perform arithmetic translation from units of one kind to units of another. The result can then be a term in a further expression.

Examples

Here is an example of the *exp* opcode. It uses the files *exp.orc* and *exp.sco* .

Example 1. Example of the *exp* opcode.

```
/* exp.orc */
; Initialize the global variables.
sr = 44100
kr = 4410
ksmps = 10
nchnls = 1

; Instrument #1.
instr 1
  i1 = exp(8)
  print i1
endin
/* exp.orc */

/* exp.sco */
; Play Instrument #1 for one second.
i 1 0 1
e
/* exp.sco */
```

Its output should include a line like this:

```
instr 1: i1 = 2980.958
```

See Also

abs , *frac* , *int* , *log* , *log10* , *i* , *sqrt*

Credits

Example written by Kevin Conder.

New in version 4.21

19.134. **expon**

expon – Trace an exponential curve between specified points.

Description

Trace an exponential curve between specified points.

Syntax

ar **expon** ia, idur1, ib

kr **expon** ia, idur1, ib

Initialization

ia – starting value. Zero is illegal for exponentials.

ib, *ic*, etc. – value after *dur1* seconds, etc. For exponentials, must be non-zero and must agree in sign with *ia*.

idur1 – duration in seconds of first segment. A zero or negative value will cause all initialization to be skipped.

Performance

These units generate control or audio signals whose values can pass through 2 or more specified points. The sum of *dur* values may or may not equal the instrument's performance time: a shorter performance will truncate the specified pattern, while a longer one will cause the last-defined segment to continue on in the same direction.

Examples

Here is an example of the **expon** opcode. It uses the files *expon.orc* and *expon.sco*.

Example 1. Example of the **expon** opcode.

```
/* expon.orc */
; Initialize the global variables.
sr = 44100
kr = 4410
ksmps = 10
nchnls = 1

; Instrument #1.
instr 1
; Define kcps as a frequency value that exponentially declines
; from 880 to 220. It declines over the period set by p3.
kcps expon 880, p3, 220

a1 oscil 20000, kcps, 1
out a1
endin
/* expon.orc */

/* expon.sco */
; Table #1, a sine wave.
f 1 0 16384 10 1

; Play Instrument #1 for two seconds.
i 1 0 2
e
/* expon.sco */
```

See Also

expseg , *expsegr* , *line* , *linseg* , *linsegr*

Credits

Example written by Kevin Conder.

19.135. *exprand*

exprand – Exponential distribution random number generator (positive values only).

Description

Exponential distribution random number generator (positive values only). This is an x-class noise generator.

Syntax

ar **exprand** *krange*

ir **exprand** *krange*

kr **exprand** *krange*

Performance

krange – the range of the random numbers (0 - *krange*). Outputs only positive numbers.

For more detailed explanation of these distributions, see:

1. C. Dodge - T.A. Jerse 1985. Computer music. Schirmer books. pp.265 - 286
2. D. Lorrain. A panoply of stochastic cannons. In C. Roads, ed. 1989. Music machine . Cambridge, Massachusetts: MIT press, pp. 351 - 379.

Examples

Here is an example of the *exprand* opcode. It uses the files *exprand.orc* and *exprand.sco* .

Example 1. Example of the *exprand* opcode.

```

/* exprand.orc */
; Initialize the global variables.
sr = 44100
kr = 4410
ksmps = 10
nchnls = 1

; Instrument #1.
instr 1
; Generate a random between 0 and 1.
; krange = 1

i1 exprand 1

print i1
endin
/* exprand.orc */

```

19. Orchestra Opcodes and Operators

```
/* exprand.sco */  
; Play Instrument #1 for one second.  
i 1 0 1  
e  
/* exprand.sco */
```

Its output should include a line like this:

```
instr 1: i1 = 0.174
```

See Also

betarand , *bexprnd* , *cauchy* , *gauss* , *linrand* , *pcauchy* , *poisson* , *trirand* , *unirand* , *weibull*

Credits

Author: Paris Smaragdis MIT, Cambridge 1995

Example written by Kevin Conder.

19.136. expseg

`expseg` – Trace a series of exponential segments between specified points.

Description

Trace a series of exponential segments between specified points.

Syntax

ar `expseg` *ia*, *idur1*, *ib* [, *idur2*] [, *ic*] [...]

kr `expseg` *ia*, *idur1*, *ib* [, *idur2*] [, *ic*] [...]

Initialization

ia – starting value. Zero is illegal for exponentials.

ib, *ic* , etc. – value after *dur1* seconds, etc. For exponentials, must be non-zero and must agree in sign with *ia* .

idur1 – duration in seconds of first segment. A zero or negative value will cause all initialization to be skipped.

idur2, *idur3* , etc. – duration in seconds of subsequent segments. A zero or negative value will terminate the initialization process with the preceding point, permitting the last-defined line or curve to be continued indefinitely in performance. The default is zero.

Performance

These units generate control or audio signals whose values can pass through 2 or more specified points. The sum of *dur* values may or may not equal the instrument's performance time: a shorter performance will truncate the specified pattern, while a longer one will cause the last-defined segment to continue on in the same direction.

Note that the *expseg* opcode does not operate correctly at audio rate when segments are shorter than a k-period. Try the *expsega* opcode instead.

Examples

Here is an example of the *expseg* opcode. It uses the files *expseg.orc* and *expseg.sco* .

Example 1. Example of the *expseg* opcode.

```
/* expseg.orc */
; Initialize the global variables.
sr = 44100
kr = 4410
ksmps = 10
nchnls = 1

; Instrument #1.
instr 1
; p4 = frequency in pitch-class notation.
kcps = cpspch(p4)

; Create an amplitude envelope.
kenv expseg 0.01, p3*0.25, 1, p3*0.75, 0.01
kamp = kenv * 30000

a1 oscil kamp, kcps, 1
out a1
endin
/* expseg.orc */
```

```
/* expseg.sco */
; Table #1, a sine wave.
f 1 0 16384 10 1

; Play Instrument #1 for a half-second, p4=8.00
i 1 0 0.5 8.00
; Play Instrument #1 for a half-second, p4=8.01
i 1 1 0.5 8.01
; Play Instrument #1 for a half-second, p4=8.02
i 1 2 0.5 8.02
; Play Instrument #1 for a half-second, p4=8.03
i 1 3 0.5 8.03
e
/* expseg.sco */
```

See Also

expon , *expsega* , *expsegr* , *line* , *linseg* , *linsegr*

Credits

Author: Gabriel Maldonado

Example written by Kevin Conder.

New in Csound 3.57

19.137. expsega

expsega – An exponential segment generator operating at a-rate.

Description

An exponential segment generator operating at a-rate. This unit is almost identical to *expseg* , but more precise when defining segments with very short durations (i.e., in a percussive attack phase)

at audio rate.

Syntax

ar **expsega** *ia*, *idur1*, *ib* [, *idur2*] [, *ic*] [...]

Initialization

ia – starting value. Zero is illegal.

ib , *ic* , etc. – value after *idur1* seconds, etc. must be non-zero and must agree in sign with *ia* .

idur1 – duration in seconds of first segment. A zero or negative value will cause all initialization to be skipped.

idur2 , *idur3* , etc. – duration in seconds of subsequent segments. A zero or negative value will terminate the initialization process with the preceding point, permitting the last defined line or curve to be continued indefinitely in performance. The default is zero.

Performance

These units generate control or audio signals whose values can pass through two or more specified points. The sum of *dur* values may or may not equal the instrument's performance time. A shorter performance will truncate the specified pattern, while a longer one will cause the last defined segment to continue on in the same direction.

Examples

Here is an example of the `expsega` opcode. It uses the files `expsega.orc` and `expsega.sco` .

Example 1. Example of the `expsega` opcode.

```
/* expsega.orc */
; Initialize the global variables.
sr = 44100
kr = 4410
ksmps = 10
nchnls = 1

; Instrument #1.
instr 1
; Define a short percussive amplitude envelope that
; goes from 0.01 to 20,000 and back.
aenv expsega 0.01, 0.1, 20000, 0.1, 0.01

a1 oscil aenv, 440, 1
out a1
endin
/* expsega.orc */
```

```
/* expsega.sco */
; Table #1, a sine wave.
f 1 0 16384 10 1

; Play Instrument #1 for one second.
i 1 0 1
; Play Instrument #1 for one second.
i 1 1 1
; Play Instrument #1 for one second.
i 1 2 1
; Play Instrument #1 for one second.
i 1 3 1
e
/* expsega.sco */
```

See Also

expseg , *expsegr*

Credits

Author: Gabriel Maldonado

Example written by Kevin Conder.

New in Csound 3.57

19.138. *expsegr*

expsegr – Trace a series of exponential segments between specified points including a release segment.

Description

Trace a series of exponential segments between specified points including a release segment.

Syntax

ar **expsegr** ia, idur1, ib [, idur2] [, ic] [...], irel, iz

kr **expsegr** ia, idur1, ib [, idur2] [, ic] [...], irel, iz

Initialization

ia – starting value. Zero is illegal for exponentials.

ib, *ic* , etc. – value after *dur1* seconds, etc. For exponentials, must be non-zero and must agree in sign with *ia* .

idur1 – duration in seconds of first segment. A zero or negative value will cause all initialization to be skipped.

idur2, *idur3* , etc. – duration in seconds of subsequent segments. A zero or negative value will terminate the initialization process with the preceding point, permitting the last-defined line or curve to be continued indefinitely in performance. The default is zero.

irel, *iz* – duration in seconds and final value of a note releasing segment.

Performance

These units generate control or audio signals whose values can pass through 2 or more specified points. The sum of *dur* values may or may not equal the instrument's performance time: a shorter performance will truncate the specified pattern, while a longer one will cause the last-defined segment to continue on in the same direction.

expsegr is amongst the Csound “r” units that contain a note-off sensor and release time extender. When each senses an event termination or MIDI noteoff, it immediately extends the performance time of the current instrument by *irel* seconds, and sets out to reach the value *iz* by the end of that period (no matter which segment the unit is in). “r” units can also be modified by MIDI noteoff velocities. For two or more extenders in an instrument, extension is by the greatest period.

Examples

Here is an example of the `expsegr` opcode. It uses the files `expsegr.orc` and `expsegr.sco`.

Example 1. Example of the `expsegr` opcode.

```
/* expsegr.orc */
; Initialize the global variables.
sr = 44100
kr = 4410
ksmps = 10
nchnls = 1

; Instrument #1.
instr 1
; p4 = frequency in pitch-class notation.
kcps = cpspch(p4)

; Use an amplitude envelope with second-long release.
kenv expsegr 0.01, p3/2, 1, p3/2, 0.01, 1, 1
kamp = kenv * 30000

a1 oscil kamp, kcps, 1
out a1
endin
/* expsegr.orc */
```

```
/* expsegr.sco */
; Table #1, a sine wave.
f 1 0 16384 10 1

; Make sure the score lasts for four seconds.
f 0 4

; p4 = frequency (in pitch-class notation).
; Play Instrument #1 for a half-second, p4=8.00
i 1 0 0.5 8.00
; Play Instrument #1 for a half-second, p4=8.01
i 1 1 0.5 8.01
; Play Instrument #1 for a half-second, p4=8.02
i 1 2 0.5 8.02
; Play Instrument #1 for a half-second, p4=8.03
i 1 3 0.5 8.03
e
/* expsegr.sco */
```

See Also

expon, *expseg*, *expsega*, *line*, *linseg*, *linsegr*

Credits

Author: Barry L. Vercoe

Example written by Kevin Conder.

New in Csound 3.47

19.139. filelen

`filelen` – Returns the length of a sound file.

Description

Returns the length of a sound file.

Syntax

ir **filelen** ifilcod

Initialization

ifilcod – sound file to be queried

Performance

filelen returns the length of the sound file *ifilcod* in seconds.

Examples

Here is an example of the *filelen* opcode. It uses the files *filelen.orc* , *filelen.sco* , and *mary.wav* .

Example 1. Example of the *filelen* opcode.

```
/* filelen.orc */
; Initialize the global variables.
sr = 44100
kr = 4410
ksmps = 10
nchnls = 1

; Instrument #1.
instr 1
; Print out the length of the audio file
; "mary.wav" in seconds.
ilen filelen "mary.wav"
print ilen
endin
/* filelen.orc */
```

```
/* filelen.sco */
; Play Instrument #1 for 1 second.
i 1 0 1
e
/* filelen.sco */
```

The audio file “mary.wav” is 3.5 seconds long. So *filelen* ’s output should include a line like this:

```
instr 1: ilen = 3.501
```

See Also

flenchnls , *filepeak* , *filesr*

Credits

Author: Matt Ingalls July 1999

Example written by Kevin Conder.

New in Csound version 3.57

19.140. *flenchnls*

flenchnls – Returns the number of channels in a sound file.

Description

Returns the number of channels in a sound file.

Syntax

ir **filenchnls** ifilcod

Initialization

ifilcod – sound file to be queried

Performance

filenchnls returns the number of channels in the sound file *ifilcod* .

Examples

Here is an example of the *filenchnls* opcode. It uses the files *filenchnls.orc* , *filenchnls.sco* , and *mary.wav* .

Example 1. Example of the *filenchnls* opcode.

```
/* filenchnls.orc */
; Initialize the global variables.
sr = 44100
kr = 4410
ksmps = 10
nchnls = 1

; Instrument #1.
instr 1
; Print out the number of channels in the
; audio file "mary.wav".
ichnls filenchnls "mary.wav"
print ichnls
endin
/* filenchnls.orc */

/* filenchnls.sco */
; Play Instrument #1 for 1 second.
i 1 0 1
e
/* filenchnls.sco */
```

The audio file “mary.wav” is monoaural (1 channel). So *filenchnls* ’s output should include a line like this:

```
instr 1: ichnls = 1.000
```

See Also

filelen , *filepeak* , *filesr*

Credits

Author: Matt Ingalls July 1999

Example written by Kevin Conder.

New in Csound version 3.57

19.141. filepeak

filepeak – Returns the peak absolute value of a sound file.

Description

Returns the peak absolute value of a sound file.

Syntax

ir **filepeak** ifilcod [, ichnl]

Initialization

ifilcod – sound file to be queried

ichnl (optional, default=0) – channel to be used in calculating the peak value. Default is 0.

- *ichnl* = 0 returns peak value of all channels
- *ichnl* > 0 returns peak value of *ichnl*

Performance

filepeak returns the peak absolute value of the sound file *ifilcod* . Currently, *filepeak* supports only AIFF-C float files.

Examples

Here is an example of the filepeak opcode. It uses the files *filepeak.orc* , *filepeak.sco* , and *mary.wav* .

Example 1. Example of the filepeak opcode.

```

/* filepeak.orc */
; Initialize the global variables.
sr = 44100
kr = 4410
ksmps = 10
nchnls = 1

; Instrument #1.
instr 1
; Print out the peak absolute value of the
; audio file "mary.wav".
ipeak filepeak "mary.wav"
print ipeak
endin
/* filepeak.orc */

/* filepeak.sco */
; Play Instrument #1 for 1 second.
i 1 0 1
e
/* filepeak.sco */

```

The peak absolute value of the audio file “mary.wav” is 0.306902. So *filepeak* ’s output should include a line like this:

```
instr 1: ipeak = 0.307
```

See Also

filelen , *filenchnls* , *filesr*

Credits

Author: Matt Ingalls July 1999

Example written by Kevin Conder.

New in Csound version 3.57

19.142. filesr

filesr – Returns the sample rate of a sound file.

Description

Returns the sample rate of a sound file.

Syntax

ir **filesr** ifilcod

Initialization

ifilcod – sound file to be queried

Performance

filesr returns the sample rate of the sound file *ifilcod* .

Examples

Here is an example of the *filesr* opcode. It uses the files *filesr.orc* , *filesr.sco* , and *mary.wav* .

Example 1. Example of the *filesr* opcode.

```
/* filesr.orc */
; Initialize the global variables.
sr = 44100
kr = 4410
ksmps = 10
nchnls = 1

; Instrument #1.
instr 1
; Print out the sampling rate of the
; audio file "mary.wav".
isr filesr "mary.wav"
print isr
endin
/* filesr.orc */

/* filesr.sco */
; Play Instrument #1 for 1 second.
i 1 0 1
e
/* filesr.sco */
```


The audio file “mary.wav” was sampled at 44.1 KHz. So *filesr*’s output should include a line like this:

```
instr 1: isr = 44100.000
```

See Also

filelen , *filenchnls* , *filepeak*

Credits

Author: Matt Ingalls July 1999

Example written by Kevin Conder.

New in Csound version 3.57

19.143. filter2

filter2 – Performs filtering using a transposed form-II digital filter lattice with no time-varying control.

Description

General purpose custom filter with time-varying pole control. The filter coefficients implement the following difference equation:

$$(1)*y(n) = b0*x[n] + b1*x[n-1] + \dots + bM*x[n-M] - a1*y[n-1] - \dots - aN*y[n-N]$$

the system function for which is represented by:

$$H(Z) = \frac{B(Z)}{A(Z)} = \frac{b0 + b1*Z^{-1} + \dots + bM*Z^{-M}}{1 + a1*Z^{-1} + \dots + aN*Z^{-N}}$$

Syntax

ar **filter2** asig, iM, iN, ib0, ib1, ..., ibM, ia1, ia2, ..., iaN

kr **filter2** ksig, iM, iN, ib0, ib1, ..., ibM, ia1, ia2, ..., iaN

Initialization

At initialization the number of zeros and poles of the filter are specified along with the corresponding zero and pole coefficients. The coefficients must be obtained by an external filter-design application such as Matlab and specified directly or loaded into a table via *GEN01* .

Performance

The *filter2* opcodes perform filtering using a transposed form-II digital filter lattice with no time-varying control.

19. Orchestra Opcodes and Operators

Since *filter2* implements generalized recursive filters, it can be used to specify a large range of general DSP algorithms. For example, a digital waveguide can be implemented for musical instrument modeling using a pair of *delayr* and *delayw* opcodes in conjunction with the *filter2* opcode.

Examples

A first-order linear-phase lowpass linear-phase FIR filter operating on a k-rate signal:

```
k1 filter2
  ksig, 2, 0, 0.5, 0.5  ;; k-rate FIR filter
```

See Also

zfilter2

Credits

Author: Michael A. Casey M.I.T. Cambridge, Mass. 1997

19.144. **fin**

fin – Read signals from a file at a-rate.

Description

Read signals from a file at a-rate.

Syntax

fin ifilename, iskipframes, iformat, ain1 [, ain2] [, ain3] [...]

Initialization

ifilename – input file name (can be a string or a handle number generated by *fiopen*)

iskipframes – number of frames to skip at the start (every frame contains a sample of each channel)

iformat – a number specifying the input file format.

- 0 - 32 bit floating points without header
- 1 - 16 bit integers without header

Performance

fin (file input) is the complement of *fout* : it reads a multichannel file to generate audio rate signals. At the present time no header is supported for the file format. The user must be sure that the number of channels of the input file is the same as the number of *ainX* arguments.

See Also

fini , *fink*

Credits

Author: Gabriel Maldonado Italy 1999

New in Csound version 3.56

19.145. *fini*

fini – Read signals from a file at i-rate.

Description

Read signals from a file at i-rate.

Syntax

fini ifilename, iskipframes, iformat, in1 [, in2] [, in3] [, ...]

Initialization

ifilename – input file name (can be a string or a handle number generated by *flopen*)

iskipframes – number of frames to skip at the start (every frame contains a sample of each channel)

iformat – a number specifying the input file format.

- 0 - floating points in text format (loop; see below)
- 1 - floating points in text format (no loop; see below)
- 2 - 32 bit floating points in binary format (no loop)

Performance

fini is the complement of *fouti* and *foutir* . It reads the values each time the corresponding instrument note is activated. When *iformat* is set to 0 and the end of file is reached, the file pointer is zeroed. This restarts the scan from the beginning. When *iformat* is set to 1 or 2, no looping is enabled and at the end of file the corresponding variables will be filled with zeroes.

See Also

fin , *fink*

Credits

Author: Gabriel Maldonado Italy 1999

New in Csound version 3.56

19.146. **fink**

fink – Read signals from a file at k-rate.

Description

Read signals from a file at k-rate.

Syntax

fink *ifilename*, *iskipframes*, *iformat*, *kin1* [, *kin2*] [, *kin3*] [,...]

Initialization

ifilename – input file name (can be a string or a handle number generated by *fiopen*)

iskipframes – number of frames to skip at the start (every frame contains a sample of each channel)

iformat – a number specifying the input file format.

- 0 - 32 bit floating points without header
- 1 - 16 bit integers without header

Performance

fink is the same as *fin* but operates at k-rate.

See Also

fin , *fini*

Credits

Author: Gabriel Maldonado Italy 1999

New in Csound version 3.56

19.147. **fiopen**

fiopen – Opens a file in a specific mode.

Description

fiopen can be used to open a file in one of the specified modes.

Syntax

ihandle **fiopen** *ifilename*, *imode*

Initialization

ihandle – a number which specifies this file.

ifilename – the output file's name (in double-quotes).

imode – choose the mode of opening the file. *imode* can be a value chosen among the following:

- 0 - open a text file for writing
- 1 - open a text file for reading
- 2 - open a binary file for writing
- 3 - open a binary file for reading

Performance

fiopen opens a file to be used by the *fout* family of opcodes. It must be defined in the header section, external to any instruments. It returns a number, *ihandle*, which unequivocally refers to the opened file.

Notice that *fout* and *foutk* can use either a string containing a file pathname, or a handle-number generated by *fiopen*. Whereas, with *fouti* and *foutir*, the target file can be only specified by means of a handle-number.

See Also

fout, *fouti*, *foutir*, *foutk*

Credits

Author: Gabriel Maldonado Italy 1999

New in Csound version 3.56

19.148. *flanger*

flanger – A user controlled flanger.

Description

A user controlled flanger.

Syntax

ar **flanger** asig, adel, kfeedback [, imaxd]

Initialization

imaxd (optional) – maximum delay in seconds (needed for initial memory allocation)

Performance

asig – input signal

adel – delay in seconds

kfeedback – feedback amount (in normal tasks this should not exceed 1, even if bigger values are allowed)

This unit is useful for generating choruses and flangers. The delay must be varied at a-rate connecting *adel* to an oscillator output. Also the feedback can vary at k-rate. This opcode is implemented to allow *kr* different than *sr* (else delay could not be lower than *ksmps*) enhancing realtime performance. This unit is very similar to *wguide1* , the only difference is *flanger* does not have the lowpass filter.

Examples

Here is an example of the flanger opcode. It uses the files *flanger.orc* , *flanger.sco* , and *beats.wav*

Example 1. Example of the flanger opcode.

```
/* flanger.orc */
; Initialize the global variables.
sr = 44100
kr = 4410
ksmps = 10
nchnls = 1

; Instrument #1.
instr 1
; Use the "beat.wav" audio file.
asig soundin "beats.wav"

; Vary the delay amount from 0 to 0.01 seconds.
adel line 0, p3, 0.01
kfeedback = 0.7

; Apply flange to the input signal.
aflang flanger asig, adel, kfeedback

; It can get loud, so clip its amplitude to 30,000.
a1 clip aflang, 1, 30000
out a1
endin
/* flanger.orc */
```

```
/* flanger.sco */
; Play Instrument #1 for two seconds.
i 1 0 2
e
/* flanger.sco */
```

Credits

Author: Gabriel Maldonado Italy

Example written by Kevin Conder.

New in Csound version 3.49

19.149. flashtxt

flashtxt – Allows text to be displayed from instruments like sliders

Description

Allows text to be displayed from instruments like sliders etc. (only on Unix and Windows at present)

Syntax

flashtxt *iwhich*, String

Initialization

iwhich – the number of the window.

String – the string to be displayed.

Performance

A window is created, identified by the *iwhich* argument, with the text string displayed. If the text is replaced by a number then the window id deleted. Note that the text windows are globally numbered so different instruments can change the text, and the window survives the instance of the instrument.

Examples

Here is an example of the flashtxt opcode. It uses the files *flashtxt.orc* and *flashtxt.sco* .

Example 1. Example of the flashtxt opcode.

```

/* flashtxt.orc */
; Initialize the global variables.
sr = 44100
kr = 44100
ksmps = 1
nchnls = 1

instr 1
  flashtxt 1, "Instr_1_live"
  ao oscil 4000, 440, 1
  out ao
endin
/* flashtxt.orc */

/* flashtxt.sco */
; Table 1: an ordinary sine wave.
f 1 0 32768 10 1

; Play Instrument #1 for three seconds.
i 1 0 3
e
/* flashtxt.sco */

```

19.150. FLbox

FLbox – A FLTK widget that displays text inside of a box.

Description

A FLTK widget that displays text inside of a box.

Syntax

ihandle **FLbox** "label", itype, ifont, isize, iwidth, iheight, ix, iy [, image]


Initialization

ihandle – a handle value (an integer number) that unequivocally references a corresponding widget. This is used by other opcodes that modify a widget’s properties (see *Modifying FLTK Widget Appearance*). It is automatically output by *FLbox* and must not be set by the user label. (The user label is a double-quoted string containing some user-provided text placed near the widget.)

"label" – a double-quoted string containing some user-provided text, placed near corresponding widget.

Notice that with *FLbox* , it is not necessary to call the *FLsetTextType* opcode at all in order to use a symbol. In this case, it is sufficient to set a label starting with "@" followed by the proper formatting string.

The following symbols are supported:



FLTK label supported symbols.

The @ sign may be followed by the following optional “formatting” characters, in this order:

1. “#” forces square scaling rather than distortion to the widget’s shape.
2. +[1-9] or -[1-9] tweaks the scaling a little bigger or smaller.
3. [1-9] rotates by a multiple of 45 degrees. “6” does nothing, the others point in the direction of that key on a numeric keypad.

itype – an integer number denoting the appearance of the widget.

The following values are legal for *itype* :

- 1 - flat box
- 2 - up box
- 3 - down box
- 4 - thin up box
- 5 - thin down box
- 6 - engraved box
- 7 - embossed box
- 8 - border box
- 9 - shadow box
- 10 - rounded box
- 11 - rounded box with shadow
- 12 - rounded flat box
- 13 - rounded up box
- 14 - rounded down box
- 15 - diamond up box
- 16 - diamond down box
- 17 - oval box
- 18 - oval shadow box
- 19 - oval flat box

ifont – an integer number denoting the font of *FLbox* .

ifont argument to set the font type. The following values are legal for *ifont* :

- 1 - helvetica (same as “Arial” under Windows)
- 2 - helvetica bold
- 3 - helvetica italic
- 4 - helvetica bold italic
- 5 - courier
- 6 - courier bold
- 7 - courier italic
- 8 - courier bold italic
- 9 - times
- 10 - times bold

19. Orchestra Opcodes and Operators

- 11 - times italic
- 12 - times bold italic
- 13 - symbol
- 14 - screen
- 15 - screen bold
- 16 - dingbats

isize – size of the font.

iwidth – width of widget.

iheight – height of widget.

ix – horizontal position of the upper left corner of the valuator, relative to the upper left corner of corresponding window. (Expressed in pixels.)

iy – vertical position of the upper left corner of the valuator, relative to the upper left corner of corresponding window. (Expressed in pixels.)

image – a handle referring to an eventual image opened with *bmopen* opcode. If it is set, it allows a skin for that widget.

Note about the *bmopen* opcode

Although the documentation mentions the *bmopen* opcode, it has not been implemented.

Performance

FLbox is useful to show some text in a window. The text is bounded by a box, whose aspect depends on *itype* argument.

Note that *FLbox* is not a valuator and its value is fixed. Its value cannot be modified.

Examples

Here is an example of the *flbox* opcode. It uses the files *flbox.orc* and *flbox.sco*.

Example 1. Example of the *flbox* opcode.

```
/* flbox.orc */
sr = 44100
kr = 441
ksmps = 100
nchnls = 1

Flpanel "Text_Box", 700, 400, 50, 50
; Box border type (7=embossed box)
itype = 7
; Font type (10='Times_Bold')
ifont = 10
; Font size
isize = 20
; Width of the flbox
iwidth = 400
; Height of the flbox
iheight = 30
; Distance of the left edge of the flbox
; from the left edge of the panel
ix = 150
; Distance of the upper edge of the flbox
; from the upper edge of the panel
iy = 100

ih3 Flbox "Use_Text_Boxes_For_Labeling", itype, ifont, isize, iwidth, iheight, ix, iy
; End of panel contents
```

```

FLpanelEnd
; Run the widget thread!
FLrun

instr 1
endin
/* flbox.orc */

/* flbox.sco */
; Real-time performance for 1 hour.
f 0 3600
e
/* flbox.sco */

```

See Also

FLbutBank , *FLbutton* , *FLprintk* , *FLprintk2* , *FLvalue*

Credits

Author: Gabriel Maldonado

New in version 4.22

Example written by Iain McCurdy, edited by Kevin Conder.

19.151. *FLbutBank*

FLbutBank – A FLTK widget opcode that creates a bank of buttons.

Description

A FLTK widget opcode that creates a bank of buttons.

Syntax

kout, *ihandle* ***FLbutBank*** *itype*, *inumx*, *inumy*, *iwidth*, *iheight*, *ix*, *iy*, *iopcode* [, *kp1*] [, *kp2*] [, *kp3*] [, *kp4*] [, *kp5*] [...] [, *kpN*]

Initialization

ihandle – a handle value (an integer number) that unequivocally references a corresponding widget. This is used by other opcodes that modify a widget’s properties (see *Modifying FLTK Widget Appearance*). It is automatically output by *FLbutBank* and must not be set by the user label. (The user label is a double-quoted string containing some user-provided text placed near the widget.)

itype – an integer number denoting the appearance of the widget. Its meaning is different for different types of widget.

inumx – number of buttons in each row of the bank.

inumy – number of buttons in each column of the bank

ix – horizontal position of upper left corner of the valuator, relative to the upper left corner of corresponding window, expressed in pixels

19. Orchestra Opcodes and Operators

iy – vertical position of upper left corner of the valuator, relative to the upper left corner of corresponding window, expressed in pixels

iopcode – score opcode type. You have to provide the ascii code of the letter corresponding to the score opcode. At present time only “i” (ascii code 105) score statements are supported. A zero value refers to a default value of “i”. So both 0 and 105 activates the *i* opcode. A value of -1 disables this opcode feature.

Performance

kout – output value

kp1 , *kp2* , ..., *kpN* – arguments of the activated instruments.

The *FLbutBank* opcode creates a bank of buttons. For example, the following line:

```
gkButton,ihb1 FLbutBank 12, 8, 8, 380, 180, 50, 350, 0, 7, 0, 0, 5000, 6000
```

will create the this bank:



FLbutBank.

A click to a button checks that button. It may also uncheck a previous checked button belonging to the same bank. So the behaviour is always that of radio-buttons. Notice that each button is labeled with a progressive number. The *kout* argument is filled with that number when corresponding button is checked.

FLbutBank not only outputs a value but can also activate (or schedule) an instrument provided by the user each time a button is pressed. If the *iopcode* argument is set to a negative number, no instrument is activated so this feature is optional. In order to activate an instrument, *iopcode* must be set to 0 or to 105 (the ascii code of character “i”, referring to the *i* score opcode). P-fields of the activated instrument are *kp1* (instrument number), *kp2* (action time), *kp3* (duration) and so on with user p-fields.

The *itype* argument sets the type of buttons identically to the *FLbutton* opcode. By adding 10 to the *itype* argument (i.e. by setting 11 for type 1, 12 for type 2, 13 for type 3 and 14 for type 4), it is possible to skip the current *FLbutBank* value when getting/setting snapshots (see *General FLTK Widget-related Opcodes*).

FLbutBank is very useful to retrieve snapshots.

See Also

FLbox , *FLbutton* , *FLprintk* , *FLprintk2* , *FLvalue*

Credits

Author: Gabriel Maldonado

New in version 4.22

19.152. **FLbutton**

FLbutton – A FLTK widget opcode that creates a button.

Description

A FLTK widget opcode that creates a button.

Syntax

`kout, ihandle FLbutton "label", ion, ioff, itype, iwidth, iheight, ix, iy, iopcode [, kp1] [, kp2] [, kp3] [, kp4] [, kp5] [...] [, kpN]`


Initialization

ihandle – a handle value (an integer number) that unequivocally references a corresponding widget. This is used by other opcodes that modify a widget’s properties (see *Modifying FLTK Widget Appearance*). It is automatically output by *FLbutton* and must not be set by the user label. (The user label is a double-quoted string containing some user-provided text placed near the widget.)

"label" – a double-quoted string containing some user-provided text, placed near the corresponding widget.

Notice that with *FLbutton*, it is not necessary to call the *FLsetTextType* opcode at all in order to use a symbol. In this case, it is sufficient to set a label starting with “@” followed by the proper formatting string.

The following symbols are supported:



FLTK label supported symbols.

The @ sign may be followed by the following optional “formatting” characters, in this order:

1. “#” forces square scaling rather than distortion to the widget’s shape.
2. +[1-9] or -[1-9] tweaks the scaling a little bigger or smaller.
3. [1-9] rotates by a multiple of 45 degrees. “6” does nothing, the others point in the direction of that key on a numeric keypad.

ion – value output when the button is checked.

ioff – value output when the button is unchecked.

itype – an integer number denoting the appearance of the widget.

Several kind of buttons are possible, according to the value of *itype* argument:

- 1 - normal button
- 2 - light button
- 3 - check button
- 4 - round button

This is the appearance of the buttons:



FLbutton.

iwidth – width of widget.

iheight – height of widget.

ix – horizontal position of upper left corner of the valuator, relative to the upper left corner of corresponding window (expressed in pixels).

iy – vertical position of upper left corner of the valuator, relative to the upper left corner of corresponding window (expressed in pixels).

iopcode – score opcode type. You have to provide the ascii code of the letter corresponding to the score opcode. At present time only “i” (ascii code 105) score statements are supported. A zero value refers to a default value of “i”. So both 0 and 105 activates the *i* opcode. A value of -1 disables this opcode feature.

Performance

kout – output value

kp1 , *kp2* , ..., *kpN* – arguments of the activated instruments.

Buttons of type 2, 3, and 4 also output (*kout* argument) the value contained in the *ion* argument when checked, and that contained in *ioff* argument when unchecked.

By adding 10 to *itype* argument (i.e. by setting 11 for type 1, 12 for type 2, 13 for type 3 and 14 for type 4) it is possible to skip the button value when getting/setting snapshots (see later section). *FLbutton* not only outputs a value, but can also activate (or schedule) an instrument provided by the user each time a button is pressed.

If the *iopcode* argument is set to a negative number, no instrument is activated. So this feature is optional. In order to activate an instrument, *iopcode* must be set to 0 or to 105 (the ascii code of character “i”, referring to the *i* score opcode).

P-fields of the activated instrument are *kp1* (instrument number), *kp2* (action time), *kp3* (duration) and so on with user p-fields. Notice that in dual state buttons (light button, check button and round button), the instrument is activated only when button state changes from unchecked to checked (not when passing from checked to unchecked).

Examples

Here is an example of the *flbutton* opcode. It uses the files *flbutton.orc* , *flbutton.sco* , and *beats.wav* .

Example 1. Example of the flbutton opcode.

```

/* flbutton.orc */
; Using fl-buttons to create on screen controls for play,
; stop, fast forward and fast rewind of a sound file
; This example also makes use of a preset graphic for buttons.
sr = 44100
kr = 44100
ksmps = 1
nchnls = 1

FLpanel "Buttons", 320, 120, 100, 100
  ion = 0
  ioff = 0
  itype = 1
  iwidth = 50
  iheight = 50
  ix = 50
  iy = 35
  iopcode = 0
  istarttim = 0
  idur = -1

  ; Normal speed forwards
  gkplay, ihb1 FLbutton "@>", ion, ioff, itype, iwidth, iheight, ix, iy, iopcode, 1,
    istarttim, idur, 1
  ; Stationary
  gkstop, ihb2 FLbutton "@square", ion, ioff, itype, iwidth, iheight, ix+55, iy, iopcode, 1,
    istarttim, idur, 0
  ; Double speed backwards
  gkrew, ihb2 FLbutton "@<<", ion, ioff, itype, iwidth, iheight, ix+110, iy, iopcode, 1,
    istarttim, idur, -2
  ; Double speed forwardS
  gkff, ihb2 FLbutton "@>>", ion, ioff, itype, iwidth, iheight, ix+165, iy, iopcode, 1,
    istarttim, idur, 2
FLpanelEnd
FLrun

; Ensure that only 1 instance of instr 1
; plays even if the play button is clicked repeatedly
insnum = 1
icount = 1
maxalloc insnum, icount

instr 1
  asig diskin "beats.wav", p4, 0, 1
  out asig
endin
/* flbutton.orc */

/* flbutton.sco */
; A sine wave
f 1 0 131072 10 1

; Real-time performance for 1 hour.
f 0 3600
e
/* flbutton.sco */

```

See Also

FLbox , *FLbutBank* , *FLprintk* , *FLprintk2* , *FLvalue*

Credits

Author: Gabriel Maldonado

New in version 4.22

Example written by Iain McCurdy, edited by Kevin Conder.

19.153. *FLcolor*

FLcolor – A FLTK opcode that sets the primary colors.

Description

Sets the primary colors to RGB values given by the user.

Syntax

FLcolor *ired*, *igreen*, *ibblue*

Initialization

ired – The red color of the target widget. The range for each RGB component is 0-255

igreen – The green color of the target widget. The range for each RGB component is 0-255

ibblue – The blue color of the target widget. The range for each RGB component is 0-255

Performance

These opcodes modify the appearance of other widgets. There are two types of such opcodes, those that don't contain the *ihandle* argument which affect all subsequently declared widgets, and those without *ihandle* which affect only a target widget previously defined.

FLcolor sets the primary colors to RGB values given by the user. This opcode affects the primary color of (almost) all widgets defined next its location. User can put several instances of *FLcolor* in front of each widget he intend to modify. However, to modify a single widget, it would be better to use the opcode belonging to the second type (i.e. those containing *ihandle* argument).

FLcolor is designed to modify the colors of a group of related widgets that assume the same color. The influence of *FLcolor* on subsequent widgets can be turned off by using -1 as the only argument of the opcode. Also, using -2 (or -3) as the only value of *FLcolor* makes all next widget colors randomly selected. The difference is that -2 selects a light random color, while -3 selects a dark random color.

See Also

FLcolor2 , *FLhide* , *FLlabel* , *FLsetAlign* , *FLsetBox* , *FLsetColor* , *FLsetColor2* , *FLsetFont* , *FLsetPosition* , *FLsetSize* , *FLsetText* , *FLsetTextColor* , *FLsetTextSize* , *FLsetTextType* , *FLsetVal_i* , *FLsetVal* , *FLshow*

Credits

Author: Gabriel Maldonado

New in version 4.22

19.154. *FLcolor2*

FLcolor2 – A FLTK opcode that sets the secondary (selection) color.

Description

FLcolor2 is the same of *FLcolor* except it affects the secondary (selection) color.

Syntax

FLcolor2 *ired*, *igreen*, *iblue*

Initialization

ired – The red color of the target widget. The range for each RGB component is 0-255

igreen – The green color of the target widget. The range for each RGB component is 0-255

iblue – The blue color of the target widget. The range for each RGB component is 0-255

Performance

These opcodes modify the appearance of other widgets. There are two types of such opcodes: those that don't contain the *ihandle* argument which affect all subsequently declared widgets, and those without *ihandle* which affect only a target widget previously defined.

FLcolor2 is the same of *FLcolor* except it affects the secondary (selection) color. Setting it to -1 turns off the influence of *FLcolor2* on subsequent widgets. A value of -2 (or -3) makes all next widget secondary colors randomly selected. The difference is that -2 selects a light random color, while -3 selects a dark random color.

See Also

FLcolor , *FLhide* , *FLlabel* , *FLsetAlign* , *FLsetBox* , *FLsetColor* , *FLsetColor2* , *FLsetFont* , *FLsetPosition* , *FLsetSize* , *FLsetText* , *FLsetTextColor* , *FLsetTextSize* , *FLsetTextType* , *FLsetVal_i* , *FLsetVal* , *FLshow*

Credits

Author: Gabriel Maldonado

New in version 4.22

19.155. FLcount

FLcount – A FLTK widget opcode that creates a counter.

Description

Allows the user to increase/decrease a value with mouse clicks on a corresponding arrow button.

Syntax

kout, *ihandle* **FLcount** "label", *imin*, *imax*, *istep1*, *istep2*, *itype*, *iwidth*, *iheight*, *ix*, *iy*, *iopcode* [, *kp1*] [, *kp2*] [, *kp3*] [...] [, *kpN*]

Initialization

ihandle – a handle value (an integer number) that unequivocally references a corresponding widget. Used by further opcodes that changes some valuator’s properties. It is automatically set by the corresponding valuator.

label – a double-quoted string containing some user-provided text, placed near the corresponding widget.

imin – minimum value of output range

imax – maximum value of output range

istep1 – a floating-point number indicating the increment of valuator value corresponding to of each mouse click. *istep1* is for coarse adjustments.

istep2 – a floating-point number indicating the increment of valuator value corresponding to of each mouse click. *istep2* is for fine adjustments.

itype – an integer number denoting the appearance of the valuator.

iwidth – width of widget.

iheight – height of widget.

ix – horizontal position of upper left corner of the valuator, relative to the upper left corner of corresponding window (expressed in pixels).

iy – vertical position of upper left corner of the valuator, relative to the upper left corner of corresponding window (expressed in pixels).


iopcode – score opcode type. You have to provide the ascii code of the letter corresponding to the score opcode. At present time only “i” (ascii code 105) score statements are supported. A zero value refers to a default value of “i”. So both 0 and 105 activates the *i* opcode. A value of -1 disables this opcode feature.

Performance

kout – output value

kp1 , *kp2* , ..., *kpN* – arguments of the activated instruments.

FLcount allows the user to increase/decrease a value with mouse clicks on corresponding arrow buttons:



FLcount.

There are two kind of arrow buttons, for larger and smaller steps. Notice that *FLcount* not only outputs a value and a handle, but can also activate (schedule) an instrument provided by the user each time a button is pressed. P-fields of the activated instrument are *kp1* (instrument number), *kp2* (action time), *kp3* (duration) and so on with user p-fields. If the *iopcode* argument is set to a negative number, no instrument is activated. So this feature is optional.

Examples

Here is an example of the *flcount* opcode. It uses the files *flcount.orc* and *flcount.sco* .

Example 1. Example of the *flcount* opcode.

19. Orchestra Opcodes and Operators

```
/* flcount.orc */
; Demonstration of the flcount opcode
; clicking on the single arrow buttons
; increments the oscillator in semitone steps
; clicking on the double arrow buttons
; increments the oscillator in octave steps
sr = 44100
kr = 441
ksmps = 100
nchnls = 1

FLpanel "Counter", 900, 400, 50, 50
; Minimum value output by counter
imin = 6
; Maximum value output by counter
imax = 12
; Single arrow step size (semitones)
istep1 = 1/12
; Double arrow step size (octave)
istep2 = 1
; Counter type (1=double arrow counter)
itype = 1
; Width of the counter in pixels
iwidth = 200
; Height of the counter in pixels
iheight = 30
; Distance of the left edge of the counter
; from the left edge of the panel
ix = 50
; Distance of the top edge of the counter
; from the top edge of the panel
iy = 50
; Score event type (-1=ignored)
iopcode = -1

gkoct, ihandle FLcount "pitch_in_oct_format", imin, imax, istep1, istep2, itype, iwidth,
iheight, ix, iy, iopcode, 1, 0, 1
; End of panel contents
FLpanelEnd
; Run the widget thread!
FLrun

instr 1
iamp = 15000
ifn = 1
asig oscili iamp, cpsoct(gkoct), ifn
out asig
endin
/* flcount.orc */
```

```
/* flcount.sco */
; Function table that defines a single cycle
; of a sine wave.
f 1 0 1024 10 1

; Instrument 1 will play a note for 1 hour.
i 1 0 3600
e
/* flcount.sco */
```

See Also

FLjoy , *FLkeyb* , *FLknob* , *FLroller* , *FLslider* , *FLtext*

Credits

Author: Gabriel Maldonado

New in version 4.22

Example written by Iain McCurdy, edited by Kevin Conder.

19.156. **FLgetsnap**

FLgetsnap – Retrieves a previously stored FLTK snapshot.

Description

Retrieves a previously stored snapshot (in memory), i.e. sets all valuator to the corresponding values stored in that snapshot.

Syntax

`inumsnap FLgetsnap index`

Initialization

inumsnap – current number of snapshots.

index – a number referring unequivocally to a snapshot. Several snapshots can be stored in the same bank.

Performance

FLgetsnap retrieves a previously stored snapshot (in memory), i.e. sets all valuator to the corresponding values stored in that snapshot. The *index* argument unequivocally must refer to an already existing snapshot. If the *index* argument refers to an empty snapshot or to a snapshot that doesn't exist, no action is done. *FLsetsnap* outputs the current number of snapshots (*inumsnap* argument).

See Also

FLloadsnap , *FLrun* , *FLsavesnap* , *FLsetsnap* , *FLupdate*

Credits

Author: Gabriel Maldonado

New in version 4.22

19.157. **FLgroup**

FLgroup – A FLTK container opcode that groups child widgets.

Description

A FLTK container opcode that groups child widgets.

Syntax

FLgroup “label”, iwidth, iheight, ix, iy [, iborder] [, image]

Initialization

label – a double-quoted string containing some user-provided text, placed near the corresponding widget.

iwidth – width of widget.

iheight – height of widget.

ix – horizontal position of upper left corner of the valuator, relative to the upper left corner of corresponding window (expressed in pixels).

iy – vertical position of upper left corner of the valuator, relative to the upper left corner of corresponding window (expressed in pixels).

iborder (optional, default=0) – border type of the container. It is expressed by means of an integer number chosen from the following:

- 0 - no border
- 1 - down box border
- 2 - up box border
- 3 - engraved border
- 4 - embossed border
- 5 - black line border
- 6 - thin down border
- 7 - thin up border

If the integer number doesn't match any of the previous values, no border is provided as the default.

image (optional) – a handle referring to an eventual image opened with the *bmopen* opcode. If it is set, it allows a skin for that widget.

Note about the *bmopen* opcode

Although the documentation mentions the *bmopen* opcode, it has not been implemented.

Performance

Containers are useful to format the graphic appearance of the widgets. The most important container is *FLpanel*, that actually creates a window. It can be filled with other containers and/or valuator or other kinds of widgets.

There are no k-rate arguments in containers.

See Also

FLgroupEnd, *FLpack*, *FLpackEnd*, *FLpanel*, *FLpanelEnd*, *FLscroll*, *FLscrollEnd*, *FLtabs*, *FLtabsEnd*

Credits

Author: Gabriel Maldonado

New in version 4.22

19.158. **FLgroupEnd**

FLgroupEnd – Marks the end of a group of FLTK child widgets.

Description

Marks the end of a group of FLTK child widgets.

Syntax

FLgroupEnd

Performance

Containers are useful to format the graphic appearance of the widgets. The most important container is *FLpanel*, that actually creates a window. It can be filled with other containers and/or valuator or other kinds of widgets.

There are no k-rate arguments in containers.

See Also

FLgroup, *FLpack*, *FLpackEnd*, *FLpanel*, *FLpanelEnd*, *FLscroll*, *FLscrollEnd*, *FLtabs*, *FLtabsEnd*

Credits

Author: Gabriel Maldonado

New in version 4.22

19.159. **FLhide**

FLhide – Hides the target FLTK widget.

Description

Hides the target FLTK widget, making it invisible.

Syntax

FLhide *ihandle*

Initialization

ihandle – a handle value (an integer number) that unequivocally references a corresponding widget. This is used by other opcodes that modify a widget's properties (see *Modifying FLTK Widget Appearance*). It is automatically output by *FLbutBank* and must not be set by the user label.

(The user label is a double-quoted string containing some user-provided text placed near the widget.)

Performance

FLhide hides target widget, making it invisible.

See Also

FLcolor , *FLcolor2* , *FLlabel* , *FLsetAlign* , *FLsetBox* , *FLsetColor* , *FLsetColor2* , *FLsetFont* , *FLsetPosition* , *FLsetSize* , *FLsetText* , *FLsetTextColor* , *FLsetTextSize* , *FLsetTextType* , *FLsetVal_i* , *FLsetVal* , *FLshow*

Credits

Author: Gabriel Maldonado

New in version 4.22

19.160. FLjoy

FLjoy – A FLTK opcode that acts like a joystick.

Description

FLjoy is a squared area that allows the user to modify two output values at the same time. It acts like a joystick.

Syntax

koutx, kouty, ihandlex, ihandley **FLjoy** “label”, iminx, imaxx, iminy, imaxy, iexpx, iexpy, idispx, idispy, iwidth, iheight, ix, iy

Initialization

ihandlex – a handle value (an integer number) that unequivocally references a corresponding widget. Used by further opcodes that changes some valuator’s properties. It is automatically set by the corresponding valuator.

ihandley – a handle value (an integer number) that unequivocally references a corresponding widget. Used by further opcodes that changes some valuator’s properties. It is automatically set by the corresponding valuator.

“*label*” – a double-quoted string containing some user-provided text, placed near the corresponding widget.

iminx – minimum x value of output range

imaxx – maximum x value of output range

iminy – minimum y value of output range

imaxy – maximum y value of output range

iwidth – width of widget.

idisp_x – a handle value that was output from a previous instance of the *FLvalue* opcode to display the current value of the current valuator in the *FLvalue* widget itself. If the user doesn't want to use this feature that displays current values, it must be set to a negative number by the user.

idisp_y – a handle value that was output from a previous instance of the *FLvalue* opcode to display the current value of the current valuator in the *FLvalue* widget itself. If the user doesn't want to use this feature that displays current values, it must be set to a negative number by the user.

iepx – an integer number denoting the behaviour of valuator:

- 0 = valuator output is linear
- -1 = valuator output is exponential

All other positive numbers for *iepx* indicate the number of an existing table that is used for indexing. Linear interpolation is provided in table indexing. A negative table number suppresses interpolation.

iepy – an integer number denoting the behaviour of valuator:

- 0 = valuator output is linear
- -1 = valuator output is exponential

All other positive numbers for *iepy* indicate the number of an existing table that is used for indexing. Linear interpolation is provided in table indexing. A negative table number suppresses interpolation.

Warning

Notice that the tables used by valuator must be created with the *ftgen* opcode and placed in the or

iheight – height of widget.

ix – horizontal position of upper left corner of the valuator, relative to the upper left corner of corresponding window (expressed in pixels).

iy – vertical position of upper left corner of the valuator, relative to the upper left corner of corresponding window (expressed in pixels).

Performance

kout_x – x output value

kout_y – y output value

Examples

Here is an example of the fljoy opcode. It uses the files *fljoy.orc* and *fljoy.sco* .

Example 1. Example of the fljoy opcode.

```
/* fljoy.orc */
; Demonstration of the flpanel opcode
; Horizontal click-dragging controls the frequency of the oscillator
; Vertical click-dragging controls the amplitude of the oscillator
sr = 44100
kr = 441
ksmps = 100
nchnls = 1

FLpanel "XYPanel", 900, 400, 50, 50
```

19. Orchestra Opcodes and Operators

```
; Minimum value output by x movement (frequency)
iminx = 200
; Maximum value output by x movement (frequency)
imaxx = 5000
; Minimum value output by y movement (amplitude)
iminy = 0
; Maximum value output by y movement (amplitude)
imaxy = 15000
; Logarithmic change in x direction
iexpx = -1
; Linear change in y direction
iexpy = 0
; Display handle x direction (-1=not used)
idispx = -1
; Display handle y direction (-1=not used)
idispy = -1
; Width of the x y panel in pixels
iwidth = 800
; Height of the x y panel in pixels
iheight = 300
; Distance of the left edge of the x y panel from
; the left edge of the panel
ix = 50
; Distance of the top edge of the x y
; panel from the top edge of the panel
iy = 50

gkfreqx, gkampy, ihandlex, ihandley FLjoy "X- Frequency Y- Amplitude", iminx, imaxx,
iminy, imaxy, iexpx, iexpy, idispx, idispy, iwidth, iheight, ix, iy
; End of panel contents
FLpanelEnd
; Run the widget thread!
FLrun

instr 1
    ifn = 1
    asig oscili gkampy, gkfreqx, ifn
    out asig
endin
/* fljoy.orc */

/* fljoy.sco */
; Function table that defines a single cycle
; of a sine wave.
f 1 0 1024 10 1

; Instrument 1 will play a note for 1 hour.
i 1 0 3600
e
/* fljoy.sco */
```

See Also

FLcount , *FLkeyb* , *FLknob* , *FLroller* , *FLslider* , *FLtext*

Credits

Author: Gabriel Maldonado

New in version 4.22

Example written by Iain McCurdy, edited by Kevin Conder.

19.161. FLkeyb

FLkeyb – Experimental, no documentation exists. May be deprecated in future versions.

Description

Experimental, no documentation exists. May be deprecated in future versions.

Syntax

```
kout FLkeyb kparam1 [, kparam2] ... [, kparamN]
```

See Also

FLcount , *FLjoy* , *FLknob* , *FLroller* , *FLslider* , *FLtext*

Credits

Author: Gabriel Maldonado

New in version 4.22

19.162. *FLknob*

FLknob – A FLTK widget opcode that creates a knob.

Description

A FLTK widget opcode that creates a knob.

Syntax

```
kout, ihandle FLknob "label", imin, imax, iexp, itype, idisp, iwidth, ix, iy [, icursorsize]
```

Initialization

ihandle – a handle value (an integer number) that unequivocally references a corresponding widget. This is used by other opcodes that modify a widget's properties (see *Modifying FLTK Widget Appearance*). It is automatically output by *FLknob* and must not be set by the user label. (The user label is a double-quoted string containing some user-provided text placed near the widget.)

"label" – a double-quoted string containing some user-provided text, placed near the corresponding widget.

imin – minimum value of output range.

imax – maximum value of output range.

iexp – an integer number denoting the behaviour of valuator:

- 0 = valuator output is linear
- -1 = valuator output is exponential

19. Orchestra Opcodes and Operators

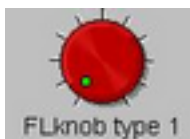
All other positive numbers for *ixp* indicate the number of an existing table that is used for indexing. Linear interpolation is provided in table indexing. A negative table number suppresses interpolation.

Warning

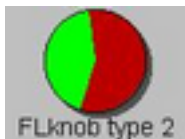
Notice that the tables used by valuator must be created with the *ftgen* opcode and placed in the orchestra *itype* – an integer number denoting the appearance of the valuator.

The *itype* argument can be set to the following values:

- 1 - a 3-D knob
- 2 - a pie-like knob
- 3 - a clock-like knob
- 4 - a flat knob



A 3-D knob.



A pie knob.



A clock knob.



A flat knob.

idisp – a handle value that was output from a previous instance of the *FLvalue* opcode to display the current value of the current valuator in the *FLvalue* widget itself. If the user doesn't want to use this feature that displays current values, it must be set to a negative number by the user.

iwidth – width of widget.

iheight – height of widget.

ix – horizontal position of upper left corner of the valuator, relative to the upper left corner of corresponding window (expressed in pixels).

iy – vertical position of upper left corner of the valuator, relative to the upper left corner of corresponding window (expressed in pixels).

icursorsize (optional) – If *FLknob*'s *itype* is set to 1 (3D knob), this parameter controls the size of knob cursor.

Performance

kout – output value

FLknob puts a knob in the corresponding container.

Examples

Here is an example of the FLknob opcode. It uses the files *flknob.orc* and *flknob.sco* .

Example 1. Example of the FLknob opcode.

```

/* flknob.orc */
; A sine with oscillator with flknob controlled frequency
sr = 44100
kr = 441
ksmps = 100
nchnls = 1

FLpanel "Frequency_Knob", 900, 400, 50, 50
; Minimum value output by the knob
imin = 200
; Maximum value output by the knob
imax = 5000
; Logarithmic type knob selected
iexp = -1
; Knob graphic type (1=3D knob)
itype = 1
; Display handle (-1=not used)
idisp = -1
; Width of the knob in pixels
iwidth = 70
; Height of the knob in pixels
iheight = 70
; Distance of the left edge of the knob
; from the left edge of the panel
ix = 125

gkfreq, ihandle FLknob "Frequency", imin, imax, iexp, itype, idisp, iwidth, iheight, ix
; End of panel contents
FLpanelEnd
; Run the widget thread!
FLrun

instr 1
iamp = 15000
ifn = 1
asig oscili iamp, gkfreq, ifn
out asig
endin
/* flknob.orc */

/* flknob.sco */
; Function table that defines a single cycle
; of a sine wave.
f 1 0 1024 10 1

; Instrument 1 will play a note for 1 hour.
i 1 0 3600
e
/* flknob.sco */

```

See Also

FLcount , *FLjoy* , *FLkeyb* , *FLroller* , *FLslider* , *FLtext*

Credits

Author: Gabriel Maldonado

New in version 4.22

Example written by Iain McCurdy, edited by Kevin Conder.

19.163. FLlabel

FLlabel – A FLTK opcode that modifies the appearance of a text label.

Description

Modifies a set of parameters related to the text label appearance of a widget (i.e. size, font, alignment and color of corresponding text).

Syntax

FLlabel *isize*, *ifont*, *ialign*, *ired*, *igreen*, *iblue*

Initialization

isize – size of the font of the target widget. Normal values are in the order of 15. Greater numbers enlarge font size, while smaller numbers reduce it.

ifont – sets the the font type of the label of a widget.

Legal values for *ifont* argument are:

- 1 - Helvetica (same as Arial under Windows)
- 2 - Helvetica Bold
- 3 - Helvetica Italic
- 4 - Helvetica Bold Italic
- 5 - Courier
- 6 - Courier Bold
- 7 - Courier Italic
- 8 - Courier Bold Italic
- 9 - Times
- 10 - Times Bold
- 11 - Times Italic
- 12 - Times Bold Italic
- 13 - Symbol
- 14 - Screen
- 15 - Screen Bold
- 16 - Dingbats

ialign – sets the alignment of the label text of the widget.

Legal values for *ialign* argument are:

- 1 - align center
- 2 - align top
- 3 - align bottom
- 4 - align left
- 5 - align right
- 6 - align top-left
- 7 - align top-right
- 8 - align bottom-left
- 9 - align bottom-right

ired – The red color of the target widget. The range for each RGB component is 0-255

igreen – The green color of the target widget. The range for each RGB component is 0-255

iblue – The blue color of the target widget. The range for each RGB component is 0-255

Performance

FLlabel modifies a set of parameters related to the text label appearance of a widget, i.e. size, font, alignment and color of corresponding text. This opcode affects (almost) all widgets defined next its location. A user can put several instances of *FLlabel* in front of each widget he intends to modify. However, to modify a particular widget, it is better to use the opcode belonging to the second type (i.e. those containing the *ihandle* argument).

The influence of *FLlabel* on the next widget can be turned off by using -1 as its only argument. *FLlabel* is designed to modify text attributes of a group of related widgets.

See Also

FLcolor , *FLcolor2* , *FLhide* , *FLsetAlign* , *FLsetBox* , *FLsetColor* , *FLsetColor2* , *FLsetFont* , *FLsetPosition* , *FLsetSize* , *FLsetText* , *FLsetTextColor* , *FLsetTextSize* , *FLsetTextType* , *FLsetVal_i* , *FLsetVal* , *FLshow*

Credits

Author: Gabriel Maldonado

New in version 4.22

19.164. *FLloadsnap*

FLloadsnap – Loads all snapshots into the memory bank of the current orchestra.

Description

FLloadsnap loads all the snapshots contained in a file into the memory bank of the current orchestra.

Syntax

FLloadsnap "filename"

Initialization

"filename" – a double-quoted string corresponding to a file to load a bank of snapshots.

Performance

FLloadsnap loads all snapshots contained in filename into the memory bank of current orchestra.

See Also

FLgetsnap , *FLrun* , *FLsavesnap* , *FLsetsnap* , *FLupdate*

Credits

Author: Gabriel Maldonado

New in version 4.22

19.165. FLpack

FLpack – Provides the functionality of compressing and aligning FLTK widgets.

Description

FLpack provides the functionality of compressing and aligning widgets.

Syntax

FLpack iwidth, iheight, ix, iy, itype, ispace, iborder

Initialization

iwidth – width of widget.

iheight – height of widget.

ix – horizontal position of upper left corner of the valuator, relative to the upper left corner of corresponding window (expressed in pixels).

iy – vertical position of upper left corner of the valuator, relative to the upper left corner of corresponding window (expressed in pixels).

itype – an integer number that modifies the appearance of the target widget.

The *itype* argument expresses the type of packing:

- 0 - vertical

- 1 - horizontal

ispace – sets the space between the widgets.

iborder – border type of the container. It is expressed by means of an integer number chosen from the following:

- 0 - no border
- 1 - down box border
- 2 - up box border
- 3 - engraved border
- 4 - embossed border
- 5 - black line border
- 6 - thin down border
- 7 - thin up border

Performance

FLpack provides the functionality of compressing and aligning widgets.

Containers are useful to format the graphic appearance of the widgets. The most important container is *FLpanel*, that actually creates a window. It can be filled with other containers and/or valuators or other kinds of widgets.

There are no k-rate arguments in containers.

Examples

The following example:

```

      FLpanel "Panel1" , 450, 300, 100, 100
      FLpack  400, 300,  10, 40, 0, 15, 3
gk1, ihs1    FLslider  "FLslider_1", 500, 1000, 2 ,1, -1, 300,15, 20,50
gk2, ihs2    FLslider  "FLslider_2", 300, 5000, 2 ,3, -1, 300,15, 20,100
gk3, ihs3    FLslider  "FLslider_3", 350, 1000, 2 ,5, -1, 300,15, 20,150
gk4, ihs4    FLslider  "FLslider_4", 250, 5000, 1 ,11, -1, 300,30, 20,200
gk5, ihs5    FLslider  "FLslider_5", 220, 8000, 2 ,1, -1, 300,15, 20,250
gk6, ihs6    FLslider  "FLslider_6", 1, 5000, 1 ,13, -1, 300,15, 20,300
gk7, ihs7    FLslider  "FLslider_7", 870, 5000, 1 ,15, -1, 300,30, 20,350
      FLpackEnd
      FLpanelEnd

```

...will produce this result, when resizing the window:



FLpack.

See Also

FLgroup , *FLgroupEnd* , *FLpackEnd* , *FLpanel* , *FLpanelEnd* , *FLscroll* , *FLscrollEnd* , *FLtabs* , *FLtabsEnd*

Credits

Author: Gabriel Maldonado

New in version 4.22

19.166. FLpackEnd

FLpackEnd – Marks the end of a group of compressed or aligned FLTK widgets.

Description

Marks the end of a group of compressed or aligned FLTK widgets.

Syntax

FLpackEnd

Performance

Containers are useful to format the graphic appearance of the widgets. The most important container is *FLpanel*, that actually creates a window. It can be filled with other containers and/or valuators or other kinds of widgets.

There are no k-rate arguments in containers.

See Also

FLgroup, *FLgroupEnd*, *FLpack*, *FLpanel*, *FLpanelEnd*, *FLscroll*, *FLscrollEnd*, *FLtabs*, *FLtabsEnd*

Credits

Author: Gabriel Maldonado

New in version 4.22

19.167. *FLpanel*

FLpanel – Creates a window that contains FLTK widgets.

Description

Creates a window that contains FLTK widgets.

Syntax

FLpanel “label”, *iwidth*, *iheight* [, *ix*] [, *iy*] [, *iborder*]

Initialization

“label” – a double-quoted string containing some user-provided text, placed near the corresponding widget.

iwidth – width of widget.

iheight – height of widget.

ix (optional) – horizontal position of upper left corner of the valuator, relative to the upper left corner of corresponding window (expressed in pixels).

iy (optional) – vertical position of upper left corner of the valuator, relative to the upper left corner of corresponding window (expressed in pixels).

iborder (optional) – border type of the container. It is expressed by means of an integer number chosen from the following:

- 0 - no border
- 1 - down box border
- 2 - up box border

- 3 - engraved border
- 4 - embossed border
- 5 - black line border
- 6 - thin down border
- 7 - thin up border

Performance

Containers are useful to format the graphic appearance of the widgets. The most important container is *FLpanel*, that actually creates a window. It can be filled with other containers and/or valuators or other kinds of widgets.

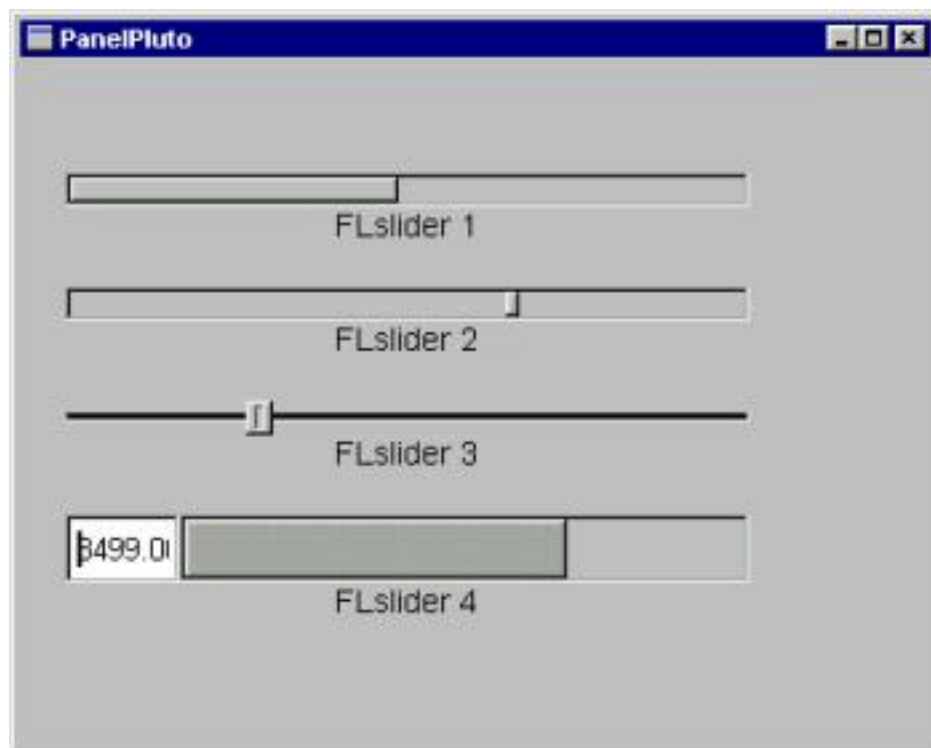
There are no k-rate arguments in containers.

FLpanel creates a window. It must be followed by the opcode *FLpanelEnd* when all widgets internal to it are declared. For example:

```

FLpanel "PanelPluto",450,550,100,100 ;***** start of container
gk1,ih1 FLslider "FLslider_1", 500, 1000, 2 ,1, -1, 300,15, 20,50
gk2,ih2 FLslider "FLslider_2", 300, 5000, 2 ,3, -1, 300,15, 20,100
gk3,ih3 FLslider "FLslider_3", 350, 1000, 2 ,5, -1, 300,15, 20,150
gk4,ih4 FLslider "FLslider_4", 250, 5000, 1 ,11,-1, 300,30, 20,200
FLpanelEnd ;***** end of container
    
```

will output the following result:



FLpanel.

Examples

Here is an example of the *flpanel* opcode. It uses the files *flpanel.orc* and *flpanel.sco*.

Example 1. Example of the *flpanel* opcode.

```

/* flpanel.orc */
; Creates an empty window panel
sr = 44100
kr = 441
ksmps = 100
nchnls = 1

; Panel height in pixels
ipanelheight = 900
; Panel width in pixels
ipanelwidth = 400
; Horizontal position of the panel on screen in pixels
ix = 50
; Vertical position of the panel on screen in pixels
iy = 50

FLpanel "A Window Panel", ipanelheight, ipanelwidth, ix, iy
; End of panel contents
FLpanelEnd

; Run the widget thread!
FLrun

instr 1
endin
/* flpanel.orc */

/* flpanel.sco */
; 'Dummy' score event of 1 hour.
f 0 3600
e
/* flpanel.sco */

```

See Also

FLgroup , *FLgroupEnd* , *FLpack* , *FLpackEnd* , *FLpanelEnd* , *FLscroll* , *FLscrollEnd* , *FLtabs* , *FLtabsEnd*

Credits

Author: Gabriel Maldonado

New in version 4.22

Example written by Iain McCurdy, edited by Kevin Conder.

19.168. *FLpanelEnd*

FLpanelEnd – Marks the end of a group of FLTK widgets contained inside of a window (panel).

Description

Marks the end of a group of FLTK widgets contained inside of a window (panel).

Syntax

FLpanelEnd

Performance

Containers are useful to format the graphic appearance of the widgets. The most important container is *FLpanel* , that actually creates a window. It can be filled with other containers and/or

valuators or other kinds of widgets.

There are no k-rate arguments in containers.

See Also

FLgroup , *FLgroupEnd* , *FLpack* , *FLpackEnd* , *FLpanel* , *FLscroll* , *FLscrollEnd* , *FLtabs* , *FLtabsEnd*

Credits

Author: Gabriel Maldonado

New in version 4.22

19.169. FLprintk

FLprintk – A FLTK opcode that prints a k-rate value at specified intervals.

Description

FLprintk is similar to *printk* but shows values of a k-rate signal in a text field instead of on the console.

Syntax

FLprintk *itime*, *kval*, *idisp*

Initialization

itime – how much time in seconds is to elapse between updated displays.

idisp – a handle value that was output from a previous instance of the *FLvalue* opcode to display the current value of the current valuator in the *FLvalue* widget itself. If the user doesn't want to use this feature that displays current values, it must be set to a negative number by the user.

Performance

kval – k-rate signal to be displayed.

FLprintk is similar to *printk* , but shows values of a k-rate signal in a text field instead of showing it in the console. The *idisp* argument must be filled with the *ihandle* return value of a previous *FLvalue* opcode. While *FLvalue* should be placed in the header section of an orchestra inside an *FLpanel* /*FLpanelEnd* block, *FLprintk* must be placed inside an instrument to operate correctly. For this reason, it slows down performance and should be used for debugging purposes only.

See Also

FLbox , *FLbutBank* , *FLbutton* , *FLprintk2* , *FLvalue*

Credits

Author: Gabriel Maldonado

New in version 4.22

19.170. *FLprintk2*

FLprintk2 – A FLTK opcode that prints a new value every time a control-rate variable changes.

Description

FLprintk2 is similar to *FLprintk* but shows a k-rate variable's value only when it changes.

Syntax

FLprintk2 kval, idisp

Initialization

idisp – a handle value that was output from a previous instance of the *FLvalue* opcode to display the current value of the current valuator in the *FLvalue* widget itself. If the user doesn't want to use this feature that displays current values, it must be set to a negative number by the user.

Performance

kval – k-rate signal to be displayed.

FLprintk2 is similar to *FLprintk*, but shows the k-rate variable's value only each time it changes. Useful for monitoring MIDI control changes when using sliders. It should be used for debugging purposes only, since it slows-down performance.

See Also

FLbox, *FLbutBank*, *FLbutton*, *FLprintk*, *FLvalue*

Credits

Author: Gabriel Maldonado

New in version 4.22

19.171. *FLroller*

FLroller – A FLTK widget that creates a transversal knob.

Description

FLroller is a sort of knob, but put transversally.

Syntax

`kout`, `ihandle` **FLroller** “`label`”, `imin`, `imax`, `istep`, `iexp`, `itype`, `idisp`, `iwidth`, `iheight`, `ix`, `iy`

Initialization

ihandle – a handle value (an integer number) that unequivocally references a corresponding widget. This is used by other opcodes that modify a widget’s properties (see *Modifying FLTK Widget Appearance*). It is automatically output by *FLroller* and must not be set by the user label. (The user label is a double-quoted string containing some user-provided text placed near the widget.)

“*label*” – a double-quoted string containing some user-provided text, placed near the corresponding widget.

imin – minimum value of output range.

imax – maximum value of output range.

istep – a floating-point number indicating the increment of valuator value corresponding to of each mouse click. The *istep* argument allows the user to arbitrarily slow roller’s motion, enabling arbitrary precision.

iexp – an integer number denoting the behaviour of valuator:

- 0 = valuator output is linear
- -1 = valuator output is exponential

All other positive numbers for *iexp* indicate the number of an existing table that is used for indexing. Linear interpolation is provided in table indexing. A negative table number suppresses interpolation.

Warning

Notice that the tables used by valuator must be created with the *ftgen* opcode and placed in the orchestra

itype – an integer number denoting the appearance of the valuator.

The *itype* argument can be set to the following values:

- 1 - horizontal roller
- 2 - vertical roller

idisp – a handle value that was output from a previous instance of the *FLvalue* opcode to display the current value of the current valuator in the *FLvalue* widget itself. If the user doesn’t want to use this feature that displays current values, it must be set to a negative number by the user.

iwidth – width of widget.

iheight – height of widget.

ix – horizontal position of upper left corner of the valuator, relative to the upper left corner of corresponding window (expressed in pixels).

iy – vertical position of upper left corner of the valuator, relative to the upper left corner of corresponding window (expressed in pixels).

Performance

kout – output value

FLroller is a sort of knob, but put transversally:



FLroller.

Examples

Here is an example of the *froller* opcode. It uses the files *froller.orc* and *froller.sco* .

Example 1. Example of the *froller* opcode.

```

/* flroller.orc */
; A sine with oscillator with flroller controlled frequency
sr = 44100
kr = 441
ksmps = 100
nchnls = 1

FLpanel "Frequency_roller", 900, 400, 50, 50
; Minimum value output by the roller
imin = 200
; Maximum value output by the roller
imax = 5000
; Increment with each pixel
istep = 1
; Logarithmic type roller selected
iexp = -1
; Roller graphic type (1=horizontal)
itype = 1
; Display handle (-1=not used)
idisp = -1
; Width of the roller in pixels
iwidth = 300
; Height of the roller in pixels
iheight = 50
; Distance of the left edge of the knob
; from the left edge of the panel
ix = 300
; Distance of the top edge of the knob
; from the top edge of the panel
iy = 50

gkfreq, ihandle FLroller "Frequency", imin, imax, istep, iexp, itype, idisp, iwidth,
iheight, ix, iy
; End of panel contents
FLpanelEnd
; Run the widget thread!
FLrun

instr 1
iamp = 15000
ifn = 1
asig oscili iamp, gkfreq, ifn
out asig
endin
/* flroller.orc */

/* flroller.sco */
; Function table that defines a single cycle
; of a sine wave.
f 1 0 1024 10 1

; Instrument 1 will play a note for 1 hour.
i 1 0 3600
e
/* flroller.sco */

```

See Also

FLcount , *FLjoy* , *FLkeyb* , *FLknob* , *FLslider* , *FLtext*

Credits

Author: Gabriel Maldonado

New in version 4.22

Example written by Iain McCurdy, edited by Kevin Conder.

19.172. FLrun

FLrun – Starts the FLTK widget thread.

Description

Starts the FLTK widget thread.

Syntax

FLrun

Performance

This opcode must be located at the end of all widget declarations. It has no arguments, and its purpose is to start the thread related to widgets. Widgets would not operate if *FLrun* is missing.

See Also

FLgetsnap , *FLloadsnap* , *FLsavesnap* , *FLsetsnap* , *FLupdate*

Credits

Author: Gabriel Maldonado

New in version 4.22

19.173. FLsavesnap

FLsavesnap – Saves all snapshots currently created into a file.

Description

FLsavesnap saves all snapshots currently created (i.e. the entire memory bank) into a file.

Syntax

FLsavesnap “filename”

Initialization

“filename” – a double-quoted string corresponding to a file to store a bank of snapshots.

Performance

FLsavesnap saves all snapshots currently created (i.e. the entire memory bank) into a file whose name is *filename* . Since the file is a text file, snapshot values can also be edited manually by means of a text editor. The format of the data stored in the file is the following (at present time, this could be changed in next Csound version):

```
----- 0 -----
FLvalue 0 0 1 0 ""
FLvalue 0 0 1 0 ""
FLvalue 0 0 1 0 ""
FLslider 331.946 80 5000 -1 "frequency_of_the_first_oscillator"
FLslider 385.923 80 5000 -1 "frequency_of_the_second_oscillator"
FLslider 80 80 5000 -1 "frequency_of_the_third_oscillator"
FLcount 0 0 10 0 "this_index_must_point_to_the_location_number_where_snapshot_is_stored"
FLbutton 0 0 1 0 "Store_snapshot_to_current_index"
FLbutton 0 0 1 0 "Save_snapshot_bank_to_disk"
FLbutton 0 0 1 0 "Load_snapshot_bank_from_disk"
FLbox 0 0 1 0 ""
----- 1 -----
FLvalue 0 0 1 0 ""
FLvalue 0 0 1 0 ""
FLvalue 0 0 1 0 ""
FLslider 819.72 80 5000 -1 "frequency_of_the_first_oscillator"
FLslider 385.923 80 5000 -1 "frequency_of_the_second_oscillator"
FLslider 80 80 5000 -1 "frequency_of_the_third_oscillator"
FLcount 1 0 10 0 "this_index_must_point_to_the_location_number_where_snapshot_is_stored"
FLbutton 0 0 1 0 "Store_snapshot_to_current_index"
FLbutton 0 0 1 0 "Save_snapshot_bank_to_disk"
FLbutton 0 0 1 0 "Load_snapshot_bank_from_disk"
FLbox 0 0 1 0 ""
----- 2 -----
..... etc...
----- 3 -----
..... etc...
-----
```

As you can see, each snapshot contain several lines. Each snapshot is separated from previous and next snapshot by a line of this kind:

“_____ snapshot Num _____”

Then there are several lines containing data. Each of these lines corresponds to a widget.

The first field of each line is an unquoted string containing opcode name corresponding to that widget. Second field is a number that expresses current value of a snapshot. In current version, this is the only field that can be modified manually. The third and fourth fields shows minimum and maximum values allowed for that valuator. The fifth field is a special number that indicates if the valuator is linear (value 0), exponential (value -1), or is indexed by a table interpolating values (negative table numbers) or non-interpolating (positive table numbers). The last field is a quoted string with the label of the widget. Last line of the file is always

“_____”

.

See Also

FLgetsnap , *FLloadsnap* , *FLrun* , *FLsetsnap* , *FLupdate*

Credits

Author: Gabriel Maldonado

New in version 4.22

19.174. FLscroll

FLscroll – A FLTK opcode that adds scroll bars to an area.

Description

FLscroll adds scroll bars to an area.

Syntax

FLscroll *iwidth*, *iheight* [, *ix*] [, *iy*]

Initialization

iwidth – width of widget.

iheight – height of widget.

ix (optional) – horizontal position of upper left corner of the valuator, relative to the upper left corner of corresponding window (expressed in pixels).

iy (optional) – vertical position of upper left corner of the valuator, relative to the upper left corner of corresponding window (expressed in pixels).

Performance

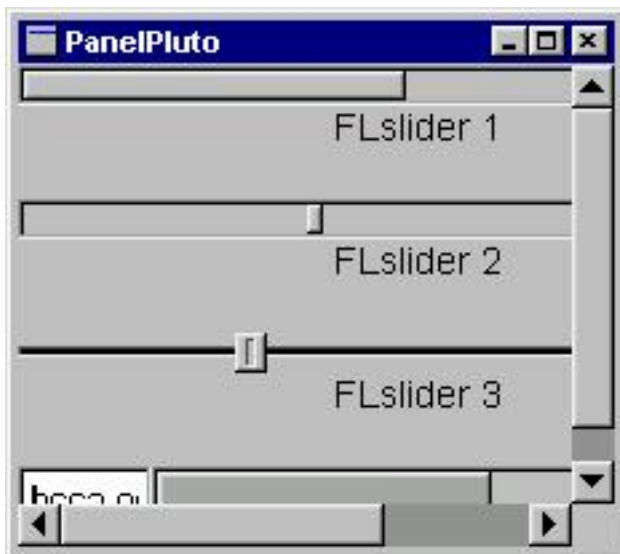
Containers are useful to format the graphic appearance of the widgets. The most important container is *FLpanel*, that actually creates a window. It can be filled with other containers and/or valuators or other kinds of widgets.

There are no k-rate arguments in containers.

FLscroll adds scroll bars to an area. Normally you must set arguments *iwidth* and *iheight* equal to that of the parent window or other parent container. *ix* and *iy* are optional since they normally are set to zero. For example the following code:

```
FLpanel "PanelPluto" ,400,300,100,100
FLscroll 400,300
gk1,ih1 FLslider "FLslider_1", 500, 1000, 2 ,1, -1, 300,15, 20,50
gk2,ih2 FLslider "FLslider_2", 300, 5000, 2 ,3, -1, 300,15, 20,100
gk3,ih3 FLslider "FLslider_3", 350, 1000, 2 ,5, -1, 300,15, 20,150
gk4,ih4 FLslider "FLslider_4", 250, 5000, 1 ,11,-1, 300,30, 20,200
FLscrollEnd
FLpanelEnd
```

will show scroll bars, when the main window size is reduced:



FLscroll.

Examples

Here is an example of the flscroll opcode. It uses the files *flscroll.orc* and *flscroll.sco*.

Example 1. Example of the flscroll opcode.

```

/* flscroll.orc */
; Demonstration of the flscroll opcode which enables
; the use of widget sizes and placings beyond the
; dimensions of the containing panel
sr = 44100
kr = 441
ksmps = 100
nchnls = 1

FLpanel "Text_Box", 420, 200, 50, 50
  iwidth = 420
  iheight = 200
  ix = 0
  iy = 0
  FLscroll iwidth, iheight, ix, iy
  ih3 FLbox "DRAG THE SCROLL BAR TO THE RIGHT IN ORDER TO READ THE REST OF THIS TEXT!", 1,
    10, 20, 870, 30, 10, 100
  FLscrollEnd
; End of panel contents
FLpanelEnd
; Run the widget thread!
FLrun

instr 1
endin
/* flscroll.orc */

```

```

/* flscroll.sco */
; 'Dummy' score event of 1 hour.
f 0 3600
e
/* flscroll.sco */

```

See Also

FLgroup, *FLgroupEnd*, *FLpack*, *FLpackEnd*, *FLpanel*, *FLpanelEnd*, *FLscrollEnd*, *FLtabs*, *FLtabsEnd*

Credits

Author: Gabriel Maldonado

New in version 4.22

Example written by Iain McCurdy, edited by Kevin Conder.

19.175. FLscrollEnd

FLscrollEnd – A FLTK opcode that marks the end of an area with scrollbars.

Description

A FLTK opcode that marks the end of an area with scrollbars.

Syntax

FLscrollEnd

Performance

Containers are useful to format the graphic appearance of the widgets. The most important container is *FLpanel*, that actually creates a window. It can be filled with other containers and/or valuator or other kinds of widgets.

There are no k-rate arguments in containers.

See Also

FLgroup, *FLgroupEnd*, *FLpack*, *FLpackEnd*, *FLpanel*, *FLpanelEnd*, *FLscroll*, *FLtabs*, *FLtabsEnd*

Credits

Author: Gabriel Maldonado

New in version 4.22

19.176. FLsetAlign

FLsetAlign – Sets the text alignment of a label of a FLTK widget.

Description

FLsetAlign sets the text alignment of the label of the target widget.

Syntax

FLsetAlign ialign, ihandle

Initialization

ialign – sets the alignment of the label text of widgets.

The legal values for the *ialign* argument are:

- 1 - align center
- 2 - align top
- 3 - align bottom
- 4 - align left
- 5 - align right
- 6 - align top-left
- 7 - align top-right
- 8 - align bottom-left
- 9 - align bottom-right

ihandle – an integer number (used as unique identifier) taken from the output of a previously located widget opcode (which corresponds to the target widget). It is used to unequivocally identify the widget when modifying its appearance with this class of opcodes. The user must not set the *ihandle* value directly, otherwise a Csound crash will occur.

See Also

FLcolor , *FLcolor2* , *FLhide* , *FLlabel* , *FLsetBox* , *FLsetColor* , *FLsetColor2* , *FLsetFont* , *FLsetPosition* , *FLsetSize* , *FLsetText* , *FLsetTextColor* , *FLsetTextSize* , *FLsetTextType* , *FLsetVal_i* , *FLsetVal* , *FLshow*

Credits

Author: Gabriel Maldonado

New in version 4.22

19.177. *FLsetBox*

FLsetBox – Sets the appearance of a box surrounding a FLTK widget.

Description

FLsetBox sets the appearance of a box surrounding the target widget.

Syntax

FLsetBox itype, ihandle

Initialization

itype – an integer number that modify the appearance of the target widget.

Legal values for the *itype* argument are:

- 1 - flat box
- 2 - up box
- 3 - down box
- 4 - thin up box
- 5 - thin down box
- 6 - engraved box
- 7 - embossed box
- 8 - border box
- 9 - shadow box
- 10 - rounded box
- 11 - rounded box with shadow
- 12 - rounded flat box
- 13 - rounded up box
- 14 - rounded down box
- 15 - diamond up box
- 16 - diamond down box
- 17 - oval box
- 18 - oval shadow box
- 19 - oval flat box

ihandle – an integer number (used as unique identifier) taken from the output of a previously located widget opcode (which corresponds to the target widget). It is used to unequivocally identify the widget when modifying its appearance with this class of opcodes. The user must not set the *ihandle* value directly, otherwise a Csound crash will occur.

See Also

FLcolor , *FLcolor2* , *FLhide* , *FLlabel* , *FLsetAlign* , *FLsetColor* , *FLsetColor2* , *FLsetFont* , *FLsetPosition* , *FLsetSize* , *FLsetText* , *FLsetTextColor* , *FLsetTextSize* , *FLsetTextType* , *FLsetVal_i* , *FLsetVal* , *FLshow*

Credits

Author: Gabriel Maldonado

New in version 4.22

19.178. FLsetColor

FLsetColor – Sets the primary color of a FLTK widget.

Description

FLsetColor sets the primary color of the target widget.

Syntax

FLsetColor *ired*, *igreen*, *iblue*, *ihandle*

Initialization

ired – The red color of the target widget. The range for each RGB component is 0-255

igreen – The green color of the target widget. The range for each RGB component is 0-255

iblue – The blue color of the target widget. The range for each RGB component is 0-255

ihandle – an integer number (used as unique identifier) taken from the output of a previously located widget opcode (which corresponds to the target widget). It is used to unequivocally identify the widget when modifying its appearance with this class of opcodes. The user must not set the *ihandle* value directly, otherwise a Csound crash will occur.

Examples

Here is an example of the *fsetcolor* opcode. It uses the files *fsetcolor.orc* and *fsetcolor.sco* .

Example 1. Example of the *fsetcolor* opcode.

```

/* fsetcolor.orc */
; Using the opcode fsetcolor to change from the
; default colours for widgets
sr = 44100
kr = 441
ksmps = 100
nchnls = 1

FLpanel "ColouredSliders", 900, 360, 50, 50
  gkfreq, ihandle FLslider "A_RedSlider", 200, 5000, -1, 5, -1, 750, 30, 85, 50
  ired1 = 255
  igreen1 = 0
  iblue1 = 0
  FLsetColor ired1, igreen1, iblue1, ihandle

  gkfreq, ihandle FLslider "A_GreenSlider", 200, 5000, -1, 5, -1, 750, 30, 85, 150
  ired1 = 0
  igreen1 = 255
  iblue1 = 0
  FLsetColor ired1, igreen1, iblue1, ihandle

  gkfreq, ihandle FLslider "A_BlueSlider", 200, 5000, -1, 5, -1, 750, 30, 85, 250
  ired1 = 0
  igreen1 = 0
  iblue1 = 255
  FLsetColor ired1, igreen1, iblue1, ihandle
; End of panel contents
FLpanelEnd
; Run the widget thread!
FLrun

instr 1
endin
/* fsetcolor.orc */

```

```
/* flsetcolor.sco */  
; 'Dummy' score event for 1 hour.  
f 0 3600  
e  
/* flsetcolor.sco */
```

See Also

FLcolor , *FLcolor2* , *FLhide* , *FLlabel* , *FLsetAlign* , *FLsetBox* , *FLsetColor2* , *FLsetFont* , *FLsetPosition* , *FLsetSize* , *FLsetText* , *FLsetTextColor* , *FLsetTextSize* , *FLsetTextType* , *FLsetVal_i* , *FLsetVal* , *FLshow*

Credits

Author: Gabriel Maldonado

New in version 4.22

Example written by Iain McCurdy, edited by Kevin Conder.

19.179. FLsetColor2

FLsetColor2 – Sets the secondary (or selection) color of a FLTK widget.

Description

FLsetColor2 sets the secondary (or selection) color of the target widget.

Syntax

FLsetColor2 *ired*, *igreen*, *iblue*, *ihandle*

Initialization

ired – The red color of the target widget. The range for each RGB component is 0-255

igreen – The green color of the target widget. The range for each RGB component is 0-255

iblue – The blue color of the target widget. The range for each RGB component is 0-255

ihandle – an integer number (used as unique identifier) taken from the output of a previously located widget opcode (which corresponds to the target widget). It is used to unequivocally identify the widget when modifying its appearance with this class of opcodes. The user must not set the *ihandle* value directly, otherwise a Csound crash will occur.

See Also

FLcolor , *FLcolor2* , *FLhide* , *FLlabel* , *FLsetAlign* , *FLsetBox* , *FLsetColor* , *FLsetFont* , *FLsetPosition* , *FLsetSize* , *FLsetText* , *FLsetTextColor* , *FLsetTextSize* , *FLsetTextType* , *FLsetVal_i* , *FLsetVal* , *FLshow*

Credits

Author: Gabriel Maldonado

New in version 4.22

19.180. **FLsetFont**

FLsetFont – Sets the font type of a FLTK widget.

Description

FLsetFont sets the font type of the target widget.

Syntax

FLsetFont ifont, ihandle

Initialization

ifont – sets the the font type of the label of a widget.

Legal values for ifont argument are:

- 1 - Helvetica (same as Arial under Windows)
- 2 - Helvetica Bold
- 3 - Helvetica Italic
- 4 - Helvetica Bold Italic
- 5 - Courier
- 6 - Courier Bold
- 7 - Courier Italic
- 8 - Courier Bold Italic
- 9 - Times
- 10 - Times Bold
- 11 - Times Italic
- 12 - Times Bold Italic
- 13 - Symbol
- 14 - Screen
- 15 - Screen Bold
- 16 - Dingbats

ihandle – an integer number (used as unique identifier) taken from the output of a previously located widget opcode (which corresponds to the target widget). It is used to unequivocally identify the widget when modifying its appearance with this class of opcodes. The user must not set the *ihandle* value directly, otherwise a Csound crash will occur.

See Also

FLcolor , *FLcolor2* , *FLhide* , *FLlabel* , *FLsetAlign* , *FLsetBox* , *FLsetColor* , *FLsetColor2* , *FLsetPosition* , *FLsetSize* , *FLsetText* , *FLsetTextColor* , *FLsetTextSize* , *FLsetTextType* , *FLsetVal_i* , *FLsetVal* , *FLshow*

Credits

Author: Gabriel Maldonado

New in version 4.22

19.181. FLsetPosition

FLsetPosition – Sets the position of a FLTK widget.

Description

FLsetPosition sets the position of the target widget according to the *ix* and *iy* arguments.

Syntax

FLsetPosition *ix*, *iy*, *ihandle*

Initialization

ix – horizontal position of upper left corner of the valuator, relative to the upper left corner of corresponding window (expressed in pixels).

iy – vertical position of upper left corner of the valuator, relative to the upper left corner of corresponding window (expressed in pixels).

ihandle – an integer number (used as unique identifier) taken from the output of a previously located widget opcode (which corresponds to the target widget). It is used to unequivocally identify the widget when modifying its appearance with this class of opcodes. The user must not set the *ihandle* value directly, otherwise a Csound crash will occur.

See Also

FLcolor , *FLcolor2* , *FLhide* , *FLlabel* , *FLsetAlign* , *FLsetBox* , *FLsetColor* , *FLsetColor2* , *FLsetFont* , *FLsetSize* , *FLsetText* , *FLsetTextColor* , *FLsetTextSize* , *FLsetTextType* , *FLsetVal_i* , *FLsetVal* , *FLshow*

Credits

Author: Gabriel Maldonado

New in version 4.22

19.182. **FLsetSize**

FLsetSize – Resizes a FLTK widget.

Description

FLsetSize resizes the target widget (not the size of its text) according to the *iwidth* and *iheight* arguments.

Syntax

FLsetSize *iwidth*, *iheight*, *ihandle*

Initialization

iwidth – width of widget.

iheight – height of widget.

ihandle – an integer number (used as unique identifier) taken from the output of a previously located widget opcode (which corresponds to the target widget). It is used to unequivocally identify the widget when modifying its appearance with this class of opcodes. The user must not set the *ihandle* value directly, otherwise a Csound crash will occur.

See Also

FLcolor , *FLcolor2* , *FLhide* , *FLlabel* , *FLsetAlign* , *FLsetBox* , *FLsetColor* , *FLsetColor2* , *FLsetFont* , *FLsetPosition* , *FLsetText* , *FLsetTextColor* , *FLsetTextSize* , *FLsetTextType* , *FLsetVal_i* , *FLsetVal* , *FLshow*

Credits

Author: Gabriel Maldonado

New in version 4.22

19.183. **FLsetsnap**

FLsetsnap – Stores the current status of all FLTK valuator into a snapshot location.

Description

FLsetsnap stores the current status of all valuator present in the orchestra into a snapshot location (in memory).

Syntax

inumsnap, *inumval* **FLsetsnap** *index* [, *ifn*]

Initialization

inumsnap – current number of snapshots.

inumval – number of valutors (whose value is stored in a snapshot) present in current orchestra.

index – a number referring unequivocally to a snapshot. Several snapshots can be stored in the same bank.

ifn (optional) – optional argument referring to an already allocated table, to store values of a snapshot.

Performance

The *FLsetsnap* opcode stores current status of all valutors present in the orchestra into a snapshot location (in memory). Any number of snapshots can be stored in the current bank. Banks are structures that only exist in memory, there are no other reference to them other that they can be accessed by *FLsetsnap*, *FLsavesnap*, *FLloadsnap* and *FLgetsnap* opcodes. Only a single bank can be present in memory.

If the optional *ifn* argument refers to an already allocated and valid table, the snapshot will be stored in the table instead of in the bank. So that table can be accessed from other Csound opcodes.

The *index* argument unequivocally refers to a determinate snapshot. If the value of *index* refers to a previously stored snapshot, all its old values will be replaced with current ones. If *index* refers to a snapshot that doesn't exist, a new snapshot will be created. If the *index* value is not adjacent with that of a previously created snapshot, some empty snapshots will be created. For example, if a location with *index* 0 contains the only and unique snapshot present in a bank and the user stores a new snapshot using *index* 5, all locations between 1 and 4 will automatically contain empty snapshots. Empty snapshots don't contain any data and are neutral.

FLsetsnap outputs the current number of snapshots (the *inumsnap* argument) and the total number of values stored in each snapshot (*inumval*). *inumval* is equal to the number of valutors present in the orchestra.

See Also

FLgetsnap, *FLloadsnap*, *FLrun*, *FLsavesnap*, *FLupdate*

Credits

Author: Gabriel Maldonado

New in version 4.22

19.184. FLsetText

FLsetText – Sets the label of a FLTK widget.

Description

FLsetText sets the label of the target widget to the double-quoted text string provided with the *itext* argument.

Syntax

FLsetText “*itext*”, *ihandle*

Initialization

“itext” – a double-quoted string denoting the text of the label of the widget.

ihandle – an integer number (used as unique identifier) taken from the output of a previously located widget opcode (which corresponds to the target widget). It is used to unequivocally identify the widget when modifying its appearance with this class of opcodes. The user must not set the *ihandle* value directly, otherwise a Csound crash will occur.

See Also

FLcolor , *FLcolor2* , *FLhide* , *FLlabel* , *FLsetAlign* , *FLsetBox* , *FLsetColor* , *FLsetColor2* , *FLsetFont* , *FLsetPosition* , *FLsetSize* , *FLsetTextColor* , *FLsetTextSize* , *FLsetTextType* , *FLsetVal_i* , *FLsetVal* , *FLshow*

Credits

Author: Gabriel Maldonado

New in version 4.22

19.185. *FLsetTextColor*

FLsetTextColor – Sets the color of the text label of a FLTK widget.

Description

FLsetTextColor sets the color of the text label of the target widget.

Syntax

FLsetTextColor *isize*, *ihandle*

Initialization

isize – size of the font of the target widget. Normal values are in the order of 15. Greater numbers enlarge font size, while smaller numbers reduce it.

ihandle – an integer number (used as unique identifier) taken from the output of a previously located widget opcode (which corresponds to the target widget). It is used to unequivocally identify the widget when modifying its appearance with this class of opcodes. The user must not set the *ihandle* value directly, otherwise a Csound crash will occur.

See Also

FLcolor , *FLcolor2* , *FLhide* , *FLlabel* , *FLsetAlign* , *FLsetBox* , *FLsetColor* , *FLsetColor2* , *FLsetFont* , *FLsetPosition* , *FLsetSize* , *FLsetText* , *FLsetTextSize* , *FLsetTextType* , *FLsetVal_i* , *FLsetVal* , *FLshow*

Credits

Author: Gabriel Maldonado

New in version 4.22

19.186. FLsetTextSize

FLsetTextSize – Sets the size of the text label of a FLTK widget.

Description

FLsetTextSize sets the size of the text label of the target widget.

Syntax

FLsetTextSize *isize*, *ihandle*

Initialization

isize – size of the font of the target widget. Normal values are in the order of 15. Greater numbers enlarge font size, while smaller numbers reduce it.

ihandle – an integer number (used as unique identifier) taken from the output of a previously located widget opcode (which corresponds to the target widget). It is used to unequivocally identify the widget when modifying its appearance with this class of opcodes. The user must not set the *ihandle* value directly, otherwise a Csound crash will occur.

See Also

FLcolor , *FLcolor2* , *FLhide* , *FLlabel* , *FLsetAlign* , *FLsetBox* , *FLsetColor* , *FLsetColor2* , *FLsetFont* , *FLsetPosition* , *FLsetSize* , *FLsetText* , *FLsetTextColor* , *FLsetTextType* , *FLsetVal_i* , *FLsetVal* , *FLshow*

Credits

Author: Gabriel Maldonado

New in version 4.22

19.187. FLsetTextType

FLsetTextType – Sets some font attributes of the text label of a FLTK widget.

Description

FLsetTextType sets some attributes related to the fonts of the text label of the target widget.

Syntax

FLsetTextType *itype*, *ihandle*


Initialization

itype – an integer number that modify the appearance of the target widget.

The legal values of *itype* are:

- 0 - normal label
- 1 - no label (hides the text)
- 2 - symbol label (see below)
- 3 - shadow label
- 4 - engraved label
- 5- embossed label
- 6- bitmap label (not implemented yet)
- 7- pixmap label (not implemented yet)
- 8- image label (not implemented yet)
- 9- multi label (not implemented yet)
- 10- free-type label (not implemented yet)

When using *itype* =3 (symbol label), it is possible to assign a graphical symbol instead of the text label of the target widget. In this case, the string of the target label must always start with “@”. If it starts with something else (or the symbol is not found), the label is drawn normally. The following symbols are supported:



FLTK label supported symbols.

The @ sign may be followed by the following optional “formatting” characters, in this order:

1. “#” forces square scaling rather than distortion to the widget’s shape.
2. +[1-9] or -[1-9] tweaks the scaling a little bigger or smaller.
3. [1-9] rotates by a multiple of 45 degrees. “6” does nothing, the others point in the direction of that key on a numeric keypad.

Notice that with *FLbox* and *FLbutton* , it is not necessary to call *FLsetTextType* opcode at all in order to use a symbol. In this case, it is sufficient to set a label starting with “@” followed by the proper formatting string.

ihandle – an integer number (used as unique identifier) taken from the output of a previously located widget opcode (which corresponds to the target widget). It is used to unequivocally identify the widget when modifying its appearance with this class of opcodes. The user must not set the *ihandle* value directly, otherwise a Csound crash will occur.

See Also

FLcolor , *FLcolor2* , *FLhide* , *FLlabel* , *FLsetAlign* , *FLsetBox* , *FLsetColor* , *FLsetColor2* , *FLsetFont* , *FLsetPosition* , *FLsetSize* , *FLsetText* , *FLsetTextColor* , *FLsetTextSize* , *FLsetVal_i* , *FLsetVal* , *FLshow*

Credits

Author: Gabriel Maldonado

New in version 4.22

19.188. **FLsetVal**

FLsetVal – Sets the value of a FLTK valuator at control-rate.

Description

FLsetVal is almost identical to *FLsetVal_i*. Except it operates at k-rate and it affects the target valuator only when *ktrig* is set to a non-zero value.

Syntax

FLsetVal *ktrig*, *kvalue*, *ihandle*

Initialization

ihandle – an integer number (used as unique identifier) taken from the output of a previously located widget opcode (which corresponds to the target widget). It is used to unequivocally identify the widget when modifying its appearance with this class of opcodes. The user must not set the *ihandle* value directly, otherwise a Csound crash will occur.

Performance

ktrig – not implemented yet.

kvalue – not implemented yet.

See Also

FLcolor, *FLcolor2*, *FLhide*, *FLlabel*, *FLsetAlign*, *FLsetBox*, *FLsetColor*, *FLsetColor2*, *FLsetFont*, *FLsetPosition*, *FLsetSize*, *FLsetText*, *FLsetTextColor*, *FLsetTextSize*, *FLsetTextType*, *FLsetVal_i*, *FLshow*

Credits

Author: Gabriel Maldonado

New in version 4.22

19.189. **FLsetVal_i**

FLsetVal_i – Sets the value of a FLTK valuator to a number provided by the user.

Description

FLsetVal_i forces the value of a valuator to a number provided by the user.

Syntax

FLsetVal *_i* *kvalue*, *ihandle*

Initialization

ihandle – an integer number (used as unique identifier) taken from the output of a previously located widget opcode (which corresponds to the target widget). It is used to unequivocally identify the widget when modifying its appearance with this class of opcodes. The user must not set the *ihandle* value directly, otherwise a Csound crash will occur.

Performance

kvalue – not implemented yet.

See Also

FLcolor , *FLcolor2* , *FLhide* , *FLlabel* , *FLsetAlign* , *FLsetBox* , *FLsetColor* , *FLsetColor2* , *FLsetFont* , *FLsetPosition* , *FLsetSize* , *FLsetText* , *FLsetTextColor* , *FLsetTextSize* , *FLsetTextType* , *FLsetVal* , *FLshow*

Credits

Author: Gabriel Maldonado

New in version 4.22

19.190. FLshow

FLshow – Restores the visibility of a previously hidden FLTK widget.

Description

FLshow restores the visibility of a previously hidden widget.

Syntax

FLshow *ihandle*

Initialization

ihandle – an integer number (used as unique identifier) taken from the output of a previously located widget opcode (which corresponds to the target widget). It is used to unequivocally identify the widget when modifying its appearance with this class of opcodes. The user must not set the *ihandle* value directly, otherwise a Csound crash will occur.

See Also

FLcolor , *FLcolor2* , *FLhide* , *FLlabel* , *FLsetAlign* , *FLsetBox* , *FLsetColor* , *FLsetColor2* , *FLsetFont* , *FLsetPosition* , *FLsetSize* , *FLsetText* , *FLsetTextColor* , *FLsetTextSize* , *FLsetTextType* , *FLsetVal_i* , *FLsetVal*

Credits

Author: Gabriel Maldonado

New in version 4.22

19.191. FLslidBnk

FLslidBnk – A FLTK widget containing a bank of horizontal sliders.

Description

FLslidBnk is a widget containing a bank of horizontal sliders.

Syntax

FLslidBnk “names”, inumsliders [, ioutable] [, iwidth] [, iheight] [, ix] [, iy] [, itypetable] [, iexptable] [, istart_index] [, iminmaxtable]

Initialization

“*names*” – a double-quoted string containing the names of each slider. Each slider can have a different name. Separate each name with “@” character, for example: “frequency@amplitude@cutoff”. It is possible to not provide any name by giving a single space “ “. In this case, the opcode will automatically assign a progressive number as a label for each slider.

inumsliders – the number of sliders.

ioutable (optional, default=0) – number of a previously-allocated table in which to store output values of each slider. The user must be sure that table size is large enough to contain all output cells, otherwise a segfault will crash Csound. By assigning zero to this argument, the output will be directed to the zak space in the k-rate zone. In this case, the zak space must be previously allocated with the *zakinit* opcode and the user must be sure that the allocation size is big enough to cover all sliders. The default value is zero (i.e. store output in zak space).

istart_index (optional, default=0) – an integer number referring to a starting offset of output cell locations. It can be positive to allow multiple banks of sliders to output in the same table or in the zak space. The default value is zero (no offset).

iminmaxtable (optional, default=0) – number of a previously-defined table containing a list of min-max pairs, referred to each slider. A zero value defaults to the 0 to 1 range for all sliders without necessity to provide a table. The default value is zero.

iexptable (optional, default=0) – number of a previously-defined table containing a list of identifiers (i.e. integer numbers) provided to modify the behaviour of each slider independently. Identifiers can assume the following values:

- -1 – exponential curve response

- 0 – linear response
- number > than 0 – follow the curve of a previously-defined table to shape the response of the corresponding slider. In this case, the number corresponds to table number.

You can assume that all sliders of the bank have the same response curve (exponential or linear). In this case, you can assign -1 or 0 to *ixptable* without worrying about previously defining any table. The default value is zero (all sliders have a linear response, without having to provide a table).

ityetable (optional, default=0) – number of a previously-defined table containing a list of identifiers (i.e. integer numbers) provided to modify the aspect of each individual slider independently. Identifiers can assume the following values:

- 0 = Nice slider
- 1 = Fill slider
- 3 = Normal slider
- 5 = Nice slider
- 7 = Nice slider with down-box

You can assume that all sliders of the bank have the same aspect. In this case, you can assign a negative number to *ityetable* without worrying about previously defining any table. Negative numbers have the same meaning of the corresponding positive identifiers with the difference that the same aspect is assigned to all sliders. You can also assign a random aspect to each slider by setting *ityetable* to a negative number lower than -7. The default value is zero (all sliders have the aspect of nice sliders, without having to provide a table).

iwidth (optional) – width of the rectangular area containing all sliders of the bank, excluding text labels, that are placed to the left of that area.

iheight (optional) – height of the rectangular area containing all sliders of the bank, excluding text labels, that are placed to the left of that area.

ix (optional) – horizontal position of the upper left corner of the rectangular area containing all sliders belonging to the bank. You have to leave enough space, at the left of that rectangle, in order to make sure labels of sliders to be visible. This is because the labels themselves are external to the rectangular area.

iy (optional) – vertical position of the upper left corner of the rectangular area containing all sliders belonging to the bank. You have to leave enough space, at the left of that rectangle, in order to make sure labels of sliders to be visible. This is because the labels themselves are external to the rectangular area.

Performance

There are no k-rate arguments, even if cells of the output table (or the zak space) are updated at k-rate.

FLslidBnk is a widget containing a bank of horizontal sliders. Any number of sliders can be placed into the bank (*inumsliders* argument). The output of all sliders is stored into a previously allocated table or into the zak space (*ioutable* argument). It is possible to determine the first location of the table (or of the zak space) in which to store the output of the first slider by means of *istart_index* argument.

Each slider can have an individual label that is placed to the left of it. Labels are defined by the “*names*” argument. The output range of each slider can be individually set by means of an external

table (*iminmaxtable* argument). The curve response of each slider can be set individually, by means of a list of identifiers placed in a table (*iexptable* argument). It is possible to define the aspect of each slider independently or to make all sliders have the same aspect (*ityetable* argument).

The *iwidth* , *iheight* , *ix* , and *iy* arguments determine width, height, horizontal and vertical position of the rectangular area containing sliders. Notice that the label of each slider is placed to the left of them and is not included in the rectangular area containing sliders. So the user should leave enough space to the left of the bank by assigning a proper *ix* value in order to leave labels visible.

See Also

FLslider

Credits

Author: Gabriel Maldonado

New in version 4.22

19.192. FLslider

FLslider – Puts a slider into the corresponding FLTK container.

Description

FLslider puts a slider into the corresponding container.

Syntax

kout, ihandle **FLslider** “label”, imin, imax, iexp, itype, idisp, iwidth, iheight, ix, iy

Initialization

ihandle – a handle value (an integer number) that unequivocally references a corresponding widget. This is used by other opcodes that modify a widget’s properties (see *Modifying FLTK Widget Appearance*). It is automatically output by *FLslider* and must not be set by the user label. (The user label is a double-quoted string containing some user-provided text placed near the widget.)

“label” – a double-quoted string containing some user-provided text, placed near the corresponding widget.

imin – minimum value of output range.

imax – maximum value of output range.

The *imin* argument may be greater than *imax* argument. This has the effect of “reversing” the object so the larger values are in the opposite direction. This also switches which end of the filled sliders is filled.

iexp – an integer number denoting the behaviour of valuator:

- 0 = valuator output is linear

19. Orchestra Opcodes and Operators

- -1 = valuator output is exponential

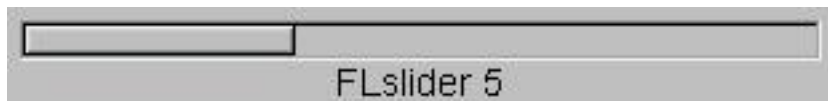
All other positive numbers for *ixp* indicate the number of an existing table that is used for indexing. Linear interpolation is provided in table indexing. A negative table number suppresses interpolation.

Warning

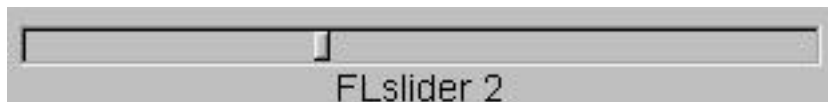
Notice that the tables used by valuator must be created with the *ftgen* opcode and placed in the orchestra. *itype* – an integer number denoting the appearance of the valuator.

The *itype* argument can be set to the following values:

- 1 - shows a horizontal fill slider
- 2 - a vertical fill slider
- 3 - a horizontal engraved slider
- 4 - a vertical engraved slider
- 5 - a horizontal nice slider
- 6 - a vertical nice slider
- 7 - a horizontal up-box nice slider
- 8 - a vertical up-box nice slider



FLslider - a horizontal fill slider (*itype*=1).



FLslider - a horizontal engraved slider (*itype*=3).



FLslider - a horizontal nice slider (*itype*=5).

idisp – a handle value that was output from a previous instance of the *FLvalue* opcode to display the current value of the current valuator in the *FLvalue* widget itself. If the user doesn't want to use this feature that displays current values, it must be set to a negative number by the user.

iwidth – width of widget.

iheight – height of widget.

ix – horizontal position of upper left corner of the valuator, relative to the upper left corner of corresponding window (expressed in pixels).

iy – vertical position of upper left corner of the valuator, relative to the upper left corner of corresponding window (expressed in pixels).

Performance

kout – output value

Examples

Here is an example of the flslider opcode. It uses the files *flslider.orc* and *flslider.sco* .

Example 1. Example of the flslider opcode.

```

/* flslider.orc */
; A sine with oscillator with flslider controlled frequency
sr = 44100
kr = 441
ksmps = 100
nchnls = 1

FLpanel "FrequencySlider", 900, 400, 50, 50
; Minimum value output by the slider
imin = 200
; Maximum value output by the slider
imax = 5000
; Logarithmic type slider selected
iexp = -1
; Slider graphic type (5='nice' slider)
itype = 5
; Display handle (-1=not used)
idisp = -1
; Width of the slider in pixels
iwidth = 750
; Height of the slider in pixels
iheight = 30
; Distance of the left edge of the slider
; from the left edge of the panel
ix = 125
; Distance of the top edge of the slider
; from the top edge of the panel
iy = 50

gkfreq, ihandle FLslider "Frequency", imin, imax, iexp, itype, idisp, iwidth, iheight, ix,
iy
; End of panel contents
FLpanelEnd
; Run the widget thread!
FLrun

instr 1
iamp = 15000
ifn = 1
asig oscili iamp, gkfreq, ifn
out asig
endin
/* flslider.orc */

/* flslider.sco */
; Function table that defines a single cycle
; of a sine wave.
f 1 0 1024 10 1

; Instrument 1 will play a note for 1 hour.
i 1 0 3600
e
/* flslider.sco */

```

See Also

FLcount , *FLjoy* , *FLkeyb* , *FLknob* , *FLroller* , *FLslidBnk* , *FLtext*

Credits

Author: Gabriel Maldonado

New in version 4.22

February 2004. Thanks to a note from Dave Phillips, deleted the extraneous istep parameter.

Example written by Iain McCurdy, edited by Kevin Conder.

19.193. FLtabs

FLtabs – Creates a tabbed FLTK interface.

Description

FLtabs is the “file card tabs” interface that allows useful to display several areas containing widgets in the same windows, alternatively. It must be used together with *FLgroup* , another container that groups child widgets.

Syntax

FLtabs *iwidth*, *iheight*, *ix*, *iy*

Initialization

iwidth – width of widget.

iheight – height of widget.

ix – horizontal position of upper left corner of the valuator, relative to the upper left corner of corresponding window. Expressed in pixels.

iy – vertical position of upper left corner of the valuator, relative to the upper left corner of corresponding window. Expressed in pixels.

Performance

Containers are useful to format the graphic appearance of the widgets. The most important container is *FLpanel* , that actually creates a window. It can be filled with other containers and/or valuators or other kinds of widgets.

There are no k-rate arguments in containers.

FLtabs is a “file card tabs” interface that is useful to display several alternate areas containing widgets in the same window.



FLtabs.

It must be used together with *FLgroup* , another FLTK container opcode that groups child widgets.

Examples

The following example code:

```
FLpanel "Panel1",450,550,100,100
FLscroll 450,550,0,0
FLtabs 400,550, 5,5
FLgroup "sliders",380,500, 10,40,1
gk1,ihs FLslider "FLslider_1", 500, 1000, 2 ,1, -1, 300,15, 20,50
gk2,ihs FLslider "FLslider_2", 300, 5000, 2 ,3, -1, 300,15, 20,100
```

```

gk3, ihs FLslider "FLslider_3", 350, 1000, 2, 5, -1, 300, 15, 20, 150
gk4, ihs FLslider "FLslider_4", 250, 5000, 1, 11, -1, 300, 30, 20, 200
gk5, ihs FLslider "FLslider_5", 220, 8000, 2, 1, -1, 300, 15, 20, 250
gk6, ihs FLslider "FLslider_6", 1, 5000, 1, 13, -1, 300, 15, 20, 300
gk7, ihs FLslider "FLslider_7", 870, 5000, 1, 15, -1, 300, 30, 20, 350
gk8, ihs FLslider "FLslider_8", 20, 20000, 2, 6, -1, 30, 400, 350, 50
    FLgroupEnd

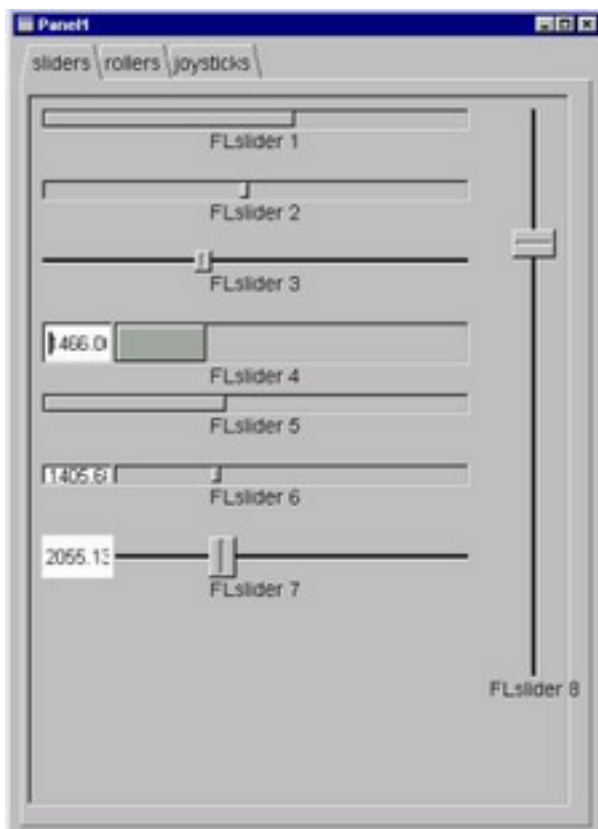
    FLgroup "rollers", 380, 500, 10, 30, 2
gk1, ihs FLroller "FLroller_1", 50, 1000, 1, 2, 1, -1, 200, 22, 20, 50
gk2, ihs FLroller "FLroller_2", 80, 5000, 1, 2, 1, -1, 200, 22, 20, 100
gk3, ihs FLroller "FLroller_3", 50, 1000, 1, 2, 1, -1, 200, 22, 20, 150
gk4, ihs FLroller "FLroller_4", 80, 5000, 1, 2, 1, -1, 200, 22, 20, 200
gk5, ihs FLroller "FLroller_5", 50, 1000, 1, 2, 1, -1, 200, 22, 20, 250
gk6, ihs FLroller "FLroller_6", 80, 5000, 1, 2, 1, -1, 200, 22, 20, 300
gk7, ihs FLroller "FLroller_7", 50, 5000, 1, 1, 2, -1, 30, 300, 280, 50
    FLgroupEnd

    FLgroup "joysticks", 380, 500, 10, 40, 3
gk1, gk2, ihs1, ihs2 FLjoy "FLjoy", 50, 18000, 50, 18000, 2, 2, -1, -1, 300, 300, 30, 60
    FLgroupEnd

    FLtabsEnd
    FLscrollEnd
    FLpanelEnd

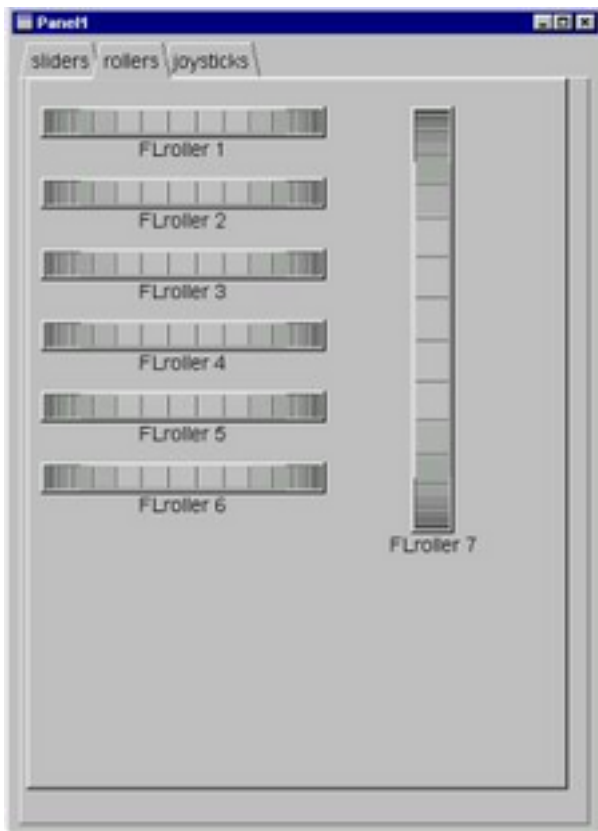
```

...will produce the following result:




FLtabs example, sliders tab.

19. Orchestra Opcodes and Operators



FLtabs example, rollers tab.



FLtabs example, joysticks tab. (Each picture shows a different tab selection inside the same window.)

Examples

Here is an example of the *ftabs* opcode. It uses the files *ftabs.orc* and *ftabs.sco* .

Example 1. Example of the *ftabs* opcode.

```

/* ftabs.orc */
; A single oscillator with frequency, amplitude and
; panning controls on separate file tab cards
sr = 44100
kr = 441
ksmps = 100
nchnls = 2

FLpanel "Tabs", 300, 350, 100, 100
itabswidth = 280
itabsheight = 330
ix = 5
iy = 5
FLtabs itabswidth,itabsheight,ix,iy

    itab1width = 280
    itab1height = 300
    itab1x = 10
    itab1y = 40
    FLgroup "Tab_1", itab1width, itab1height, itab1x, itab1y
        gkfreq, i1 FLknob "Frequency", 200, 5000, -1, 1, -1, 70, 70, 130
        FLsetVal_i 400, i1
    FLgroupEnd

    itab2width = 280
    itab2height = 300
    itab2x = 10
    itab2y = 40
    FLgroup "Tab_2", itab2width, itab2height, itab2x, itab2y
        gkamp, i2 FLknob "Amplitude", 0, 15000, 0, 1, -1, 70, 70, 130
        FLsetVal_i 15000, i2
    FLgroupEnd

    itab3width = 280
    itab3height = 300
    itab3x = 10
    itab3y = 40
    FLgroup "Tab_3", itab3width, itab3height, itab3x, itab3y
        gkpan, i3 FLknob "Pan_position", 0, 1, 0, 1, -1, 70, 70, 130
        FLsetVal_i 0.5, i3
    FLgroupEnd
FLtabsEnd
FLpanelEnd
; Run the widget thread!
FLrun

instr 1
    ifn = 1
        asig oscili gkamp, gkfreq, ifn
        outs asig*(1-gkpan), asig*gkpan
endin
/* ftabs.orc */

/* ftabs.sco */
; Function table that defines a single cycle
; of a sine wave.
f 1 0 1024 10 1

; Instrument 1 will play a note for 1 hour.
i 1 0 3600
e
/* ftabs.sco */

```

See Also

FLgroup , *FLgroupEnd* , *FLpack* , *FLpackEnd* , *FLpanel* , *FLpanelEnd* , *FLscroll* , *FLscrollEnd* , *FLtabsEnd*

Credits

Author: Gabriel Maldonado

New in version 4.22

Example written by Iain McCurdy, edited by Kevin Conder.

19.194. FLtabsEnd

FLtabsEnd – Marks the end of a tabbed FLTK interface.

Description

Marks the end of a tabbed FLTK interface.

Syntax

FLtabsEnd

Performance

Containers are useful to format the graphic appearance of the widgets. The most important container is *FLpanel*, that actually creates a window. It can be filled with other containers and/or valuator or other kinds of widgets.

There are no k-rate arguments in containers.

See Also

FLgroup, *FLgroupEnd*, *FLpack*, *FLpackEnd*, *FLpanel*, *FLpanelEnd*, *FLscroll*, *FLscrollEnd*, *FLtabs*

Credits

Author: Gabriel Maldonado

New in version 4.22

19.195. FLtext

FLtext – A FLTK widget opcode that creates a textbox.

Description

FLtext *allows the user to modify a parameter value by directly typing it into a text field.*

Syntax

kout, ihandle **FLtext** “label”, imin, imax, istep, itype, iwidth, iheight, ix, iy

Initialization

ihandle – a handle value (an integer number) that unequivocally references a corresponding widget. This is used by other opcodes that modify a widget’s properties (see *Modifying FLTK Widget Appearance*). It is automatically output by *FLtext* and must not be set by the user label. (The user label is a double-quoted string containing some user-provided text placed near the widget.)

label – a double-quoted string containing some user-provided text, placed near corresponding widget.

imin – minimum value of output range.

imax – maximum value of output range.

istep – a floating-point number indicating the increment of valuator value corresponding to of each mouse click. The *istep* argument allows the user to arbitrarily slow roller’s motion, enabling arbitrary precision.

itype – an integer number denoting the appearance of the valuator.

The *itype* argument can be set to the following values:

- 1 - normal behaviour
- 2 - dragging operation is suppressed, instead it will appear two arrow buttons. A mouse-click on one of these buttons can increase/decrease the output value.
- 3 - text editing is suppressed, only mouse dragging modifies the output value.

iwidth – width of widget.

iheight – height of widget.

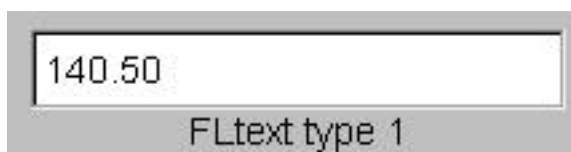
ix – horizontal position of upper left corner of the valuator, relative to the upper left corner of corresponding window (expressed in pixels).

iy – vertical position of upper left corner of the valuator, relative to the upper left corner of corresponding window (expressed in pixels).

Performance

kout – output value

FLtext allows the user to modify a parameter value by directly typing it into a text field:



FLtext. Its value can also be modified by clicking on it and dragging the mouse horizontally. The *istep* argument allows the user to arbitrarily set the response on mouse dragging.

Examples

Here is an example of the *fltext* opcode. It uses the files *fltext.orc* and *fltext.sco* .

Example 1. Example of the *fltext* opcode.

```
/* fltext.orc */
; A sine with oscillator with fltext box controlled
; frequency either click and drag or double click and
```

19. Orchestra Opcodes and Operators

```
; type to change frequency value
sr = 44100
kr = 441
ksmps = 100
nchnls = 1

FLpanel "Frequency_Text_Box", 270, 600, 50, 50
; Minimum value output by the text box
imin = 200
; Maximum value output by the text box
imax = 5000
; Step size
istep = 1
; Text box graphic type
itype = 1
; Width of the text box in pixels
iwidth = 70
; Height of the text box in pixels
iheight = 30
; Distance of the left edge of the text box
; from the left edge of the panel
ix = 100
; Distance of the top edge of the text box
; from the top edge of the panel
iy = 300

gkfreq,ihandle FLtext "Enter_the_frequency", imin, imax, istep, itype, iwidth, iheight, ix,
iy
; End of panel contents
FLpanelEnd
; Run the widget thread!
FLrun

instr 1
iamp = 15000
ifn = 1
asig oscili iamp, gkfreq, ifn
out asig
endin
/* fltext.orc */

/* fltext.sco */
; Function table that defines a single cycle
; of a sine wave.
f 1 0 1024 10 1

; Instrument 1 will play a note for 1 hour.
i 1 0 3600
e
/* fltext.sco */
```

See Also

FLcount , *FLjoy* , *FLkeyb* , *FLknob* , *FLroller* , *FLslider*

Credits

Author: Gabriel Maldonado

New in version 4.22

Example written by Iain McCurdy, edited by Kevin Conder.

19.196. FLupdate

FLupdate – Same as the FLrun opcode.

Description

Same as the *FLrun* opcode.

Syntax

FLupdate

19.197. *FLvalue*

FLvalue – Shows the current value of a FLTK valuator.

Description

FLvalue shows current the value of a valuator in a text field.

Syntax

ihandle **FLvalue** “label”, *iwidth*, *iheight*, *ix*, *iy*

Initialization

ihandle – handle value (an integer number) that unequivocally references the corresponding valuator. It can be used for the *idisp* argument of a valuator.

“label” – a double-quoted string containing some user-provided text, placed near the corresponding widget.

iwidth – width of widget.

iheight – height of widget.

ix – horizontal position of upper left corner of the valuator, relative to the upper left corner of corresponding window (expressed in pixels).

iy – vertical position of upper left corner of the valuator, relative to the upper left corner of corresponding window (expressed in pixels).

Performance

Note that *FLvalue* is not a valuator and its value is fixed. Its value cannot be modified.

FLvalue shows the current values of a valuator in a text field. It outputs *ihandle* that can then be used for the *idisp* argument of a valuator (see the *FLTK Valuators section*). In this way, the values of that valuator will be dynamically be shown in a text field.

Examples

Here is an example of the *fvalue* opcode. It uses the files *fvalue.orc* and *fvalue.sco* .

Example 1. Example of the *fvalue* opcode.

19. Orchestra Opcodes and Operators

```
/* flvalue.orc */
; Using the opcode flvalue to display the output of a slider
sr = 44100
kr = 441
ksmps = 100
nchnls = 1

FLpanel "Value_Display_Box", 900, 200, 50, 50
; Width of the value display box in pixels
iwidth = 50
; Height of the value display box in pixels
iheight = 20
; Distance of the left edge of the value display
; box from the left edge of the panel
ix = 65
; Distance of the top edge of the value display
; box from the top edge of the panel
iy = 55

idisp FLvalue "Hertz", iwidth, iheight, ix, iy
gkfreq, ihandle FLslider "Frequency", 200, 5000, -1, 5, idisp, 750, 30, 125, 50
FLsetVal_i 500, ihandle
; End of panel contents
FLpanelEnd
; Run the widget thread!
FLrun

instr 1
iamp = 15000
ifn = 1
asig oscili iamp, gkfreq, ifn
out asig
endin
/* flvalue.orc */
```

```
/* flvalue.sco */
; Function table that defines a single cycle
; of a sine wave.
f 1 0 1024 10 1

; Instrument 1 will play a note for 1 hour.
i 1 0 3600
e
/* flvalue.sco */
```

See Also

FLbox , *FLbutBank* , *FLbutton* , *FLprintk* , *FLprintk2*

Credits

Author: Gabriel Maldonado

New in version 4.22

Example written by Iain McCurdy, edited by Kevin Conder.

19.198. fmb3

fmb3 – Uses FM synthesis to create a Hammond B3 organ sound.

Description

Uses FM synthesis to create a Hammond B3 organ sound. It comes from a family of FM sounds, all using 4 basic oscillators and various architectures, as used in the TX81Z synthesizer.

Syntax

ar **fmb3** *kamp*, *kfreq*, *kc1*, *kc2*, *kvdepth*, *kvrate*, *ifn1*, *ifn2*, *ifn3*, *ifn4*, *ivfn*

Initialization

fmb3 takes 5 tables for initialization. The first 4 are the basic inputs and the last is the low frequency oscillator (LFO) used for vibrato. The last table should usually be a sine wave.

The initial waves should be:

- *ifn1* – sine wave
- *ifn2* – sine wave
- *ifn3* – sine wave
- *ifn4* – sine wave

Performance

kamp – Amplitude of note.

kfreq – Frequency of note played.

kc1, *kc2* – Controls for the synthesizer:

- *kc1* – Total mod index
- *kc2* – Crossfade of two modulators
- *Algorithm* – 4

kvdepth – Vibrator depth

kvrate – Vibrator rate

Examples

Here is an example of the *fmb3* opcode. It uses the files *fmb3.orc* and *fmb3.sco* .

Example 1. Example of the *fmb3* opcode.

```

/* fmb3.orc */
; Initialize the global variables.
sr = 44100
kr = 4410
ksmps = 10
nchnls = 1

; Instrument #1.
instr 1
  kamp = 15000
  kfreq = 440
  kc1 = 5
  kc2 = 5
  kvdepth = 0.005
  kvrate = 6
  ifn1 = 1
  ifn2 = 1
  ifn3 = 1
  ifn4 = 1
  ivfn = 1

  a1 fmb3 kamp, kfreq, kc1, kc2, kvdepth, kvrate, \

```

19. Orchestra Opcodes and Operators

```
        ifn1, ifn2, ifn3, ifn4, ivfn
    out a1
endin
/* fmb3.orc */
```

```
/* fmb3.sco */
; Table #1, a sine wave.
f 1 0 32768 10 1

; Play Instrument #1 for two seconds.
i 1 0 2
e
/* fmb3.sco */
```

See Also

fmbell , *fmmetal* , *fmperefl* , *fmrhode* , *fmwurlie*

Credits

Author: John ffitc (after Perry Cook) University of Bath, Codemist Ltd. Bath, UK

Example written by Kevin Conder.

New in Csound version 3.47

19.199. fmbell

fmbell – Uses FM synthesis to create a tublar bell sound.

Description

Uses FM synthesis to create a tublar bell sound. It comes from a family of FM sounds, all using 4 basic oscillators and various architectures, as used in the TX81Z synthesizer.

Syntax

ar **fmbell** kamp, kfreq, kc1, kc2, kvdepth, kvrate, ifn1, ifn2, ifn3, ifn4, ivfn

Initialization

All these opcodes take 5 tables for initialization. The first 4 are the basic inputs and the last is the low frequency oscillator (LFO) used for vibrato. The last table should usually be a sine wave.

The initial waves should be:

- *ifn1* – sine wave
- *ifn2* – sine wave
- *ifn3* – sine wave
- *ifn4* – sine wave

Performance

kamp – Amplitude of note.

kfreq – Frequency of note played.

kc1, *kc2* – Controls for the synthesizer:

- *kc1* – Mod index 1
- *kc2* – Crossfade of two outputs
- *Algorithm* – 5

kvdepth – Vibrator depth

kvrate – Vibrator rate

Examples

Here is an example of the *fbell* opcode. It uses the files *fbell.orc* and *fbell.sco* .

Example 1. Example of the *fbell* opcode.

```

/* fbell.orc */
; Initialize the global variables.
sr = 44100
kr = 4410
ksmps = 10
nchnls = 1

; Instrument #1.
instr 1
  kamp = 10000
  kfreq = 880
  kc1 = 5
  kc2 = 5
  kvdepth = 0.005
  kvrate = 6
  ifn1 = 1
  ifn2 = 1
  ifn3 = 1
  ifn4 = 1
  ivfn = 1

  a1 fbell kamp, kfreq, kc1, kc2, kvdepth, kvrate, ifn1, ifn2, ifn3, ifn4, ivfn
  out a1
endin
/* fbell.orc */

/* fbell.sco */
; Table #1, a sine wave.
f 1 0 32768 10 1

; Play Instrument #1 for three seconds.
i 1 0 3
e
/* fbell.sco */

```

See Also

fb3 , *fmmetal* , *fmperefl* , *fmrhode* , *fmwurlie*

Credits

Author: John ffitch (after Perry Cook) University of Bath, Codemist Ltd. Bath, UK

Example written by Kevin Conder.

New in Csound version 3.47

19.200. fmmetal

fmmetal – Uses FM synthesis to create a “Heavy Metal” sound.

Description

Uses FM synthesis to create a “Heavy Metal” sound. It comes from a family of FM sounds, all using 4 basic oscillators and various architectures, as used in the TX81Z synthesizer.

Syntax

ar **fmmetal** kamp, kfreq, kc1, kc2, kvdepth, kvrate, ifn1, ifn2, ifn3, ifn4, ivfn

Initialization

All these opcodes take 5 tables for initialization. The first 4 are the basic inputs and the last is the low frequency oscillator (LFO) used for vibrato. The last table should usually be a sine wave.

The initial waves should be:

- *ifn1* – sine wave
- *ifn2* – *twopeaks.aiff*
- *ifn3* – *twopeaks.aiff*
- *ifn4* – sine wave

Note

The file “twopeaks.aiff” is also available at <ftp://ftp.cs.bath.ac.uk/pub/dream/documentation/sound>

Performance

kamp – Amplitude of note.

kfreq – Frequency of note played.

kc1, *kc2* – Controls for the synthesizer:

- *kc1* – Total mod index
- *kc2* – Crossfade of two modulators
- *Algorithm* – 3

kvdepth – Vibrator depth

kvrate – Vibrator rate

Examples

Here is an example of the *fmmetal* opcode. It uses the files *fmmetal.orc* , *fmmetal.sco* , and *twopeaks.aiff* .

Example 1. Example of the *fmmetal* opcode.

```

/* fmmetal.orc */
; Initialize the global variables.
sr = 22050
kr = 2205
ksmps = 10
nchnls = 1

; Instrument #1.
instr 1
  kamp = 10000
  kfreq = 440
  kc1 = 6
  kc2 = 5
  kvdepth = 0
  kvrate = 0
  ifn1 = 1
  ifn2 = 2
  ifn3 = 2
  ifn4 = 1
  ivfn = 1

  a1 fmmetal kamp, kfreq, kc1, kc2, kvdepth, kvrate, ifn1, ifn2, ifn3, ifn4, ivfn
  out a1
endin
/* fmmetal.orc */

/* fmmetal.sco */
; Table #1, a normal sine wave.
f 1 0 32768 10 1
; Table #2, the "twopeaks.aiff" audio file.
f 2 0 256 1 "twopeaks.aiff" 0 0 0

; Play Instrument #1 for one second.
i 1 0 1
e
/* fmmetal.sco */

```

See Also

fmb3 , *fmbell* , *fmpercfl* , *fmrhode* , *fmwurlie*

Credits

Author: John fitch (after Perry Cook) University of Bath, Codemist Ltd. Bath, UK

Example written by Kevin Conder.

New in Csound version 3.47

19.201. *fmpercfl*

fmpercfl – Uses FM synthesis to create a percussive flute sound.

Description

Uses FM synthesis to create a percussive flute sound. It comes from a family of FM sounds, all using 4 basic oscillators and various architectures, as used in the TX81Z synthesizer.

Syntax

ar **fmpercfl** kamp, kfreq, kc1, kc2, kvdepth, kvrate, ifn1, ifn2, ifn3, ifn4, ivfn

Initialization

All these opcodes take 5 tables for initialization. The first 4 are the basic inputs and the last is the low frequency oscillator (LFO) used for vibrato. The last table should usually be a sine wave.

The initial waves should be:

- *ifn1* – sine wave
- *ifn2* – sine wave
- *ifn3* – sine wave
- *ifn4* – sine wave

Performance

kamp – Amplitude of note.

kfreq – Frequency of note played.

kc1, *kc2* – Controls for the synthesizer:

- *kc1* – Total mod index
- *kc2* – Crossfade of two modulators
- *Algorithm* – 4

kvdepth – Vibrator depth

kvrate – Vibrator rate

Examples

Here is an example of the `fmpercfl` opcode. It uses the files `fmpercfl.orc` and `fmpercfl.sco`.

Example 1. Example of the `fmpercfl` opcode.

```
/* fmpercfl.orc */
; Initialize the global variables.
sr = 44100
kr = 4410
ksmps = 10
nchnls = 1

; Instrument #1.
instr 1
  kamp = 30000
  kfreq = 220
  kc1 = 5
  kc2 = 5
  kvdepth = 0.005
  kvrate = 6
  ifn1 = 1
  ifn2 = 1
  ifn3 = 1
  ifn4 = 1
  ivfn = 1

  a1 fmpercfl kamp, kfreq, kc1, kc2, kvdepth, kvrate, ifn1, ifn2, ifn3, ifn4, ivfn
```



```

    out a1
  endin
  /* fmpercfl.orc */

  /* fmpercfl.sco */
  ; Table #1, a sine wave.
  f 1 0 32768 10 1

  ; Play Instrument #1 for one second.
  i 1 0 1
  e
  /* fmpercfl.sco */

```

See Also

fmb3 , *fmbell* , *fmmetal* , *fmrhode* , *fmwurlie*

Credits

Author: John fitch (after Perry Cook) University of Bath, Codemist Ltd. Bath, UK

Example written by Kevin Conder.

New in Csound version 3.47

19.202. *fmrhode*

fmrhode – Uses FM synthesis to create a Fender Rhodes electric piano sound.

Description

Uses FM synthesis to create a Fender Rhodes electric piano sound. It comes from a family of FM sounds, all using 4 basic oscillators and various architectures, as used in the TX81Z synthesizer.

Syntax

ar **fmrhode** kamp, kfreq, kc1, kc2, kvdepth, kvrate, ifn1, ifn2, ifn3, ifn4, ivfn

Initialization

All these opcodes take 5 tables for initialization. The first 4 are the basic inputs and the last is the low frequency oscillator (LFO) used for vibrato. The last table should usually be a sine wave.

The initial waves should be:

- *ifn1* – sine wave
- *ifn2* – sine wave
- *ifn3* – sine wave
- *ifn4* – *fwavblnk.aiff*

Note

The file “fwavblnk.aiff” is also available at <ftp://ftp.cs.bath.ac.uk/pub/dream/documentation/>

Performance

kamp – Amplitude of note.

kfreq – Frequency of note played.

kc1, *kc2* – Controls for the synthesizer:

- *kc1* – Mod index 1
- *kc2* – Crossfade of two outputs
- *Algorithm* – 5

kvdepth – Vibrator depth

kvrate – Vibrator rate

Examples

Here is an example of the *fmrhode* opcode. It uses the files *fmrhode.orc* , *fmrhode.sco* , and *fwavblnk.aiff* .

Example 1. Example of the *fmrhode* opcode.

```
/* fmrhode.orc */
; Initialize the global variables.
sr = 22050
kr = 2205
ksmps = 10
nchnls = 1

; Instrument #1.
instr 1
  kamp = 30000
  kfreq = 220
  kc1 = 6
  kc2 = 0
  kvdepth = 0.01
  kvrate = 3
  ifn1 = 1
  ifn2 = 1
  ifn3 = 1
  ifn4 = 2
  ivfn = 1

  a1 fmrhode kamp, kfreq, kc1, kc2, kvdepth, kvrate, ifn1, ifn2, ifn3, ifn4, ivfn
  out a1
endin
/* fmrhode.orc */
```

```
/* fmrhode.sco */
; Table #1, a sine wave.
f 1 0 32768 10 1
; Table #2, the "fwavblnk.aiff" audio file.
f 2 0 256 1 "fwavblnk.aiff" 0 0 0

; Play Instrument #1 for two seconds.
i 1 0 2
e
/* fmrhode.sco */
```

See Also

fmb3 , *fmbell* , *fmmetal* , *fmpercfl* , *fmwurlie*

Credits

Author: John fitch (after Perry Cook) University of Bath, Codemist Ltd. Bath, UK
 Example written by Kevin Conder.
 New in Csound version 3.47

19.203. *fmvoice*

fmvoice – FM Singing Voice Synthesis

Description

FM Singing Voice Synthesis

Syntax

ar **fmvoice** kamp, kfreq, kvowel, ktilt, kvibamt, kvibrate, ifn1, ifn2, ifn3, ifn4, ivibfn

Initialization

ifn1, ifn2, ifn3,ifn3 – Tables, usually of sinewaves.

Performance

kamp – Amplitude of note.

kfreq – Frequency of note played.

kvowel – the vowel being sung, in the range 0-64

ktilt – the spectral tilt of the sound in the range 0 to 99

kvibamt – Depth of vibrato

kvibrate – Rate of vibrato

Examples

Here is an example of the *fmvoice* opcode. It uses the files *fmvoice.orc* and *fmvoice.sco* .

Example 1. Example of the *fmvoice* opcode.

```
/* fmvoice.orc */
; Initialize the global variables.
sr = 44100
kr = 4410
ksmps = 10
nchnls = 1

; Instrument #1.
instr 1
  kamp = 30000
  kfreq = 110
  ; Use the fourth p-field for the vowel.
  kvowel = p4
  ktilt = 0
  kvibamt = 0.005
  kvibrate = 6
  ifn1 = 1
```

19. Orchestra Opcodes and Operators

```
ifn2 = 1
ifn3 = 1
ifn4 = 1
ivibfn = 1

a1 fmvoice kamp, kfreq, kvowel, ktilt, kvibamt, kvibrate, ifn1, ifn2, ifn3, ifn4, ivibfn
out a1
endin
/* fmvoice.orc */
```

```
/* fmvoice.sco */
; Table #1, a sine wave.
f 1 0 16384 10 1

; p4 = vowel (a value from 0 to 64)
; Play Instrument #1 for one second, vowel=1.
i 1 0 1 1
; Play Instrument #1 for one second, vowel=2.
i 1 1 1 2
; Play Instrument #1 for one second, vowel=3.
i 1 2 1 3
; Play Instrument #1 for one second, vowel=4.
i 1 3 1 4
; Play Instrument #1 for one second, vowel=5.
i 1 4 1 5
e
/* fmvoice.sco */
```

Credits

Author: John ffitich (after Perry Cook) University of Bath, Codemist Ltd. Bath, UK
New in Csound version 3.47

19.204. fmwurlie

fmwurlie – Uses FM synthesis to create a Wurlitzer electric piano sound.

Description

Uses FM synthesis to create a Wurlitzer electric piano sound. It comes from a family of FM sounds, all using 4 basic oscillators and various architectures, as used in the TX81Z synthesizer.

Syntax

ar **fmwurlie** kamp, kfreq, kc1, kc2, kvdepth, kvrate, ifn1, ifn2, ifn3, ifn4, ivfn

Initialization

All these opcodes take 5 tables for initialization. The first 4 are the basic inputs and the last is the low frequency oscillator (LFO) used for vibrato. The last table should usually be a sine wave.

The initial waves should be:

- *ifn1* – sine wave
- *ifn2* – sine wave
- *ifn3* – sine wave
- *ifn4* – *fwavblnk.aiff*

Note

The file “fwavblnk.aiff” is also available at <ftp://ftp.cs.bath.ac.uk/pub/dream/documentation/>

Performance

kamp – Amplitude of note.

kfreq – Frequency of note played.

kc1, *kc2* – Controls for the synthesizer:

- *kc1* – Mod index 1
- *kc2* – Crossfade of two outputs
- *Algorithm* – 5

kvdepth – Vibrator depth

kvrate – Vibrator rate

Examples

Here is an example of the *fmwurlie* opcode. It uses the files *fmwurlie.orc* , *fmwurlie.sco* , and *fwavblnk.aiff* .

Example 1. Example of the *fmwurlie* opcode.

```
/* fmwurlie.orc */
; Initialize the global variables.
sr = 22050
kr = 2205
ksmps = 10
nchnls = 1

; Instrument #1.
instr 1
  kamp = 30000
  kfreq = 440
  kc1 = 6
  kc2 = 1
  kvdepth = 0.005
  kvrate = 6
  ifn1 = 1
  ifn2 = 1
  ifn3 = 1
  ifn4 = 2
  ivfn = 1

  a1 fmwurlie kamp, kfreq, kc1, kc2, kvdepth, kvrate, ifn1, ifn2, ifn3, ifn4, ivfn
  out a1
endin
/* fmwurlie.orc */
```

```
/* fmwurlie.sco */
; Table #1, a sine wave.
f 1 0 32768 10 1
; Table #2, the "fwavblnk.aiff" audio file.
f 2 0 256 1 "fwavblnk.aiff" 0 0 0

; Play Instrument #1 for two seconds.
i 1 0 2
e
/* fmwurlie.sco */
```

See Also

fmb3 , *fmbell* , *fmmetal* , *fmpercfl* , *fmrhode*

Credits

Author: John fitch (after Perry Cook) University of Bath, Codemist Ltd. Bath, UK

Example written by Kevin Conder.

New in Csound version 3.47

19.205. fof

fof – Produces sinusoid bursts useful for formant and granular synthesis.

Description

Audio output is a succession of sinusoid bursts initiated at frequency *xfund* with a spectral peak at *xform*. For *xfund* above 25 Hz these bursts produce a speech-like formant with spectral characteristics determined by the k-input parameters. For lower fundamentals this generator provides a special form of granular synthesis.

Syntax

ar **fof** xamp, xfund, xform, koct, kband, kris, kdur, kdec, iolaps, ifna, ifnb, itotdur [, iphs] [, ifmode] [, iskip]

Initialization

iolaps – number of preallocated spaces needed to hold overlapping burst data. Overlaps are frequency dependent, and the space required depends on the maximum value of $xfund * kdur$. Can be over-estimated at no computation cost. Uses less than 50 bytes of memory per *iolap*.

ifna, *ifnb* – table numbers of two stored functions. The first is a sine table for sineburst synthesis (size of at least 4096 recommended). The second is a rise shape, used forwards and backwards to shape the sineburst rise and decay; this may be linear (*GEN07*) or perhaps a sigmoid (*GEN19*).

itotdur – total time during which this *fof* will be active. Normally set to p3. No new sineburst is created if it cannot complete its *kdur* within the remaining *itotdur*.

iphs (optional, default=0) – initial phase of the fundamental, expressed as a fraction of a cycle (0 to 1). The default value is 0.

ifmode (optional, default=0) – formant frequency mode. If zero, each sineburst keeps the *xform* frequency it was launched with. If non-zero, each is influenced by *xform* continuously. The default value is 0.

iskip (optional, default=0) – If non-zero, skip initialisation (allows legato use).

Performance

xamp – peak amplitude of each sineburst, observed at the true end of its rise pattern. The rise may exceed this value given a large bandwidth (say, $Q < 10$) and/or when the bursts are overlapping.

xfund – the fundamental frequency (in Hertz) of the impulses that create new sinebursts.

xform – the formant frequency, i.e. freq of the sinusoid burst induced by each *xfund* impulse. This frequency can be fixed for each burst or can vary continuously (see *ifmode*).

koct – octaviation index, normally zero. If greater than zero, lowers the effective *xfund* frequency by attenuating odd-numbered sinebursts. Whole numbers are full octaves, fractions transitional.

kband – the formant bandwidth (at -6dB), expressed in Hz. The bandwidth determines the rate of exponential decay throughout the sineburst, before the enveloping described below is applied.

kris, *kdur*, *kdec* – rise, overall duration, and decay times (in seconds) of the sinusoid burst. These values apply an enveloped duration to each burst, in similar fashion to a Csound *linen* generator but with rise and decay shapes derived from the *ifnb* input. *kris* inversely determines the skirtwidth (at -40 dB) of the induced formant region. *kdur* affects the density of sineburst overlaps, and thus the speed of computation. Typical values for vocal imitation are .003,.02,.007.

Csound's *fof* generator is loosely based on Michael Clarke's C-coding of IRCAM's *CHANT* program (Xavier Rodet et al.). Each *fof* produces a single formant, and the output of four or more of these can be summed to produce a rich vocal imitation. *fof* synthesis is a special form of granular synthesis, and this implementation aids transformation between vocal imitation and granular textures. Computation speed depends on *kdur*, *xfund*, and the density of any overlaps.

Examples

Here is an example of the *fof* opcode. It uses the files *fof.orc* and *fof.sco*.

Example 1. Example of the *fof* opcode.

```

/* fof.orc */
/* Adapted from 1401.orc by Michael Clarke */
; Initialize the global variables.
sr = 44100
kr = 4410
ksmps = 10
nchnls = 1

; Instrument #1.
instr 1
; Combine five formants together to create
; an alto-"a" sound.

; Values common to all of the formants.
kfund init 261.659
koct init 0
kris init 0.003
kdur init 0.02
kdec init 0.007
iolaps = 14850
ifna = 1
ifnb = 2
itotdur = p3

; First formant.
k1amp = ampdb(0)
k1form init 800
k1band init 80

; Second formant.
k2amp = ampdb(-4)
k2form init 1150
k2band init 90

; Third formant.
k3amp = ampdb(-20)
k3form init 2800
k3band init 120

; Fourth formant.
k4amp = ampdb(-36)
k4form init 3500
k4band init 130

; Fifth formant.
k5amp = ampdb(-60)
k5form init 4950
k5band init 140

a1 fof k1amp, kfund, k1form, koct, k1band, kris, \
    kdur, kdec, iolaps, ifna, ifnb, itotdur

```

19. Orchestra Opcodes and Operators

```
a2 fof k2amp, kfund, k2form, koct, k2band, kris, \
    kdur, kdec, iolaps, ifna, ifnb, itotdur
a3 fof k3amp, kfund, k3form, koct, k3band, kris, \
    kdur, kdec, iolaps, ifna, ifnb, itotdur
a4 fof k4amp, kfund, k4form, koct, k4band, kris, \
    kdur, kdec, iolaps, ifna, ifnb, itotdur
a5 fof k5amp, kfund, k5form, koct, k5band, kris, \
    kdur, kdec, iolaps, ifna, ifnb, itotdur

; Combine all of the formants together.
out (a1+a2+a3+a4+a5) * 16384
endin
/* fof.orc */
```

```
/* fof.sco */
/* Adapted from 1401.sco by Michael Clarke */
; Table #1, a sine wave.
f 1 0 4096 10 1
; Table #2.
f 2 0 1024 19 0.5 0.5 270 0.5

; Play Instrument #1 for three seconds.
i 1 0 3
e
/* fof.sco */
```

The formant values for the alto-”a” sound were taken from the *Formant Values Appendix* .

See Also

fof2 , *Formant Values Appendix*

19.206. fof2

fof2 – Produces sinusoid bursts including k-rate incremental indexing with each successive burst.

Description

Audio output is a succession of sinusoid bursts initiated at frequency *xfund* with a spectral peak at *xform* . For *xfund* above 25 Hz these bursts produce a speech-like formant with spectral characteristics determined by the k-input parameters. For lower fundamentals this generator provides a special form of granular synthesis.

fof2 implements k-rate incremental indexing into *ifna* function with each successive burst.

Syntax

ar **fof2** xamp, xfund, xform, koct, kband, kris, kdur, kdec, iolaps, ifna, ifnb, itotdur, kphs, kgliss
[, iskip]

Initialization

iolaps – number of preallocated spaces needed to hold overlapping burst data. Overlaps are frequency dependent, and the space required depends on the maximum value of *xfund* * *kdur* . Can be over-estimated at no computation cost. Uses less than 50 bytes of memory per *iolap* .

ifna, *ifnb* – table numbers of two stored functions. The first is a sine table for sineburst synthesis (size of at least 4096 recommended). The second is a rise shape, used forwards and backwards to shape the sineburst rise and decay; this may be linear (*GEN07*) or perhaps a sigmoid (*GEN19*).

itotdur – total time during which this *fof* will be active. Normally set to p3. No new sineburst is created if it cannot complete its *kdur* within the remaining *itotdur* .

iskip (optional, default=0) – If non-zero, skip initialization (allows legato use).

Performance

xamp – peak amplitude of each sineburst, observed at the true end of its rise pattern. The rise may exceed this value given a large bandwidth (say, $Q < 10$) and/or when the bursts are overlapping.

xfund – the fundamental frequency (in Hertz) of the impulses that create new sinebursts.

xform – the formant frequency, i.e. freq of the sinusoid burst induced by each *xfund* impulse. This frequency can be fixed for each burst or can vary continuously (see *ifmode*).

koct – octaviation index, normally zero. If greater than zero, lowers the effective *xfund* frequency by attenuating odd-numbered sinebursts. Whole numbers are full octaves, fractions transitional.

kband – the formant bandwidth (at -6dB), expressed in Hz. The bandwidth determines the rate of exponential decay throughout the sineburst, before the enveloping described below is applied.

kris, *kdur*, *kdec* – rise, overall duration, and decay times (in seconds) of the sinusoid burst. These values apply an enveloped duration to each burst, in similar fashion to a Csound *linen* generator but with rise and decay shapes derived from the *ifnb* input. *kris* inversely determines the skirtwidth (at -40 dB) of the induced formant region. *kdur* affects the density of sineburst overlaps, and thus the speed of computation. Typical values for vocal imitation are .003,.02,.007.

kphs – allows k-rate indexing of function table *ifna* with each successive burst, making it suitable for time-warping applications. Values of for *kphs* are normalized from 0 to 1, 1 being the end of the function table *ifna* .

kgliss – sets the end pitch of each grain relative to the initial pitch, in octaves. Thus *kgliss* = 2 means that the grain ends two octaves above its initial pitch, while *kgliss* = -5/3 has the grain ending a perfect major sixth below. *Note* : There are no optional parameters in *fof2*

Csound's *fof* generator is loosely based on Michael Clarke's C-coding of IRCAM's *CHANT* program (Xavier Rodet et al.). Each *fof* produces a single formant, and the output of four or more of these can be summed to produce a rich vocal imitation. *fof* synthesis is a special form of granular synthesis, and this implementation aids transformation between vocal imitation and granular textures. Computation speed depends on *kdur*, *xfund* , and the density of any overlaps.

See Also

fof

Credits

Author: Rasmus Ekman *fof2* is a modification of *fof* by Rasmus Ekman
New in Csound 3.45

19.207. *fog*

fog – Audio output is a succession of grains derived from data in a stored function table

Description

Audio output is a succession of grains derived from data in a stored function table *ifna* . The local envelope of these grains and their timing is based on the model of *fof* synthesis and permits detailed control of the granular synthesis.

Syntax

ar **fog** xamp, xdens, xtrans, aspd, koct, kband, kris, kdur, kdec, iolaps, ifna, ifnb, itotdur [, iphs] [, itmode] [, iskip]

Initialization

iolaps – number of pre-located spaces needed to hold overlapping grain data. Overlaps are density dependent, and the space required depends on the maximum value of $xdens * kdur$. Can be over-estimated at no computation cost. Uses less than 50 bytes of memory per *iolaps* .

ifna , *ifnb* – table numbers of two stored functions. The first is the data used for granulation, usually from a soundfile (*GEN01*). The second is a rise shape, used forwards and backwards to shape the grain rise and decay; this is normally a sigmoid (*GEN19*) but may be linear (*GEN05*).

itotdur – total time during which this *fog* will be active. Normally set to p3. No new grain is created if it cannot complete its *kdur* within the remaining *itotdur* .

iphs (optional) – initial phase of the fundamental, expressed as a fraction of a cycle (0 to 1). The default value is 0.

itmode (optional) – transposition mode. If zero, each grain keeps the *xtrans* value it was launched with. If non-zero, each is influenced by *xtrans* continuously. The default value is 0.

iskip (optional, default=0) – If non-zero, skip initialization (allows legato use).

Performance

xamp – amplitude factor. Amplitude is also dependent on the number of overlapping grains, the interaction of the rise shape (*ifnb*) and the exponential decay (*kband*), and the scaling of the grain waveform (*ifna*). The actual amplitude may therefore exceed *xamp* .

xdens – density. The frequency of grains per second.

xtrans – transposition factor. The rate at which data from the stored function table *ifna* is read within each grain. This has the effect of transposing the original material. A value of 1 produces the original pitch. Higher values transpose upwards, lower values downwards. Negative values result in the function table being read backwards.

aspd – speed. The rate at which successive grains advance through the stored function table *ifna* . *aspd* is in the form of an index (0 to 1) to *ifna* . This determines the movement of a pointer used as the starting point for reading data within each grain. (*xtrans* determines the rate at which data is read starting from this pointer.)

koct – octavation index. The operation of this parameter is identical to that in *fof* .

kband , *kris* , *kdur* , *kdec* – grain envelope shape. These parameters determine the exponential decay (*kband*), and the rise (*kris*), overall duration (*kdur* ,) and decay (*kdec*) times of the grain envelope. Their operation is identical to that of the local envelope parameters in *fof* .

The Csound *fog* generator is by Michael Clarke, extending his earlier work based on IRCAM's *fof* algorithm.

Examples

```
;p4 = transposition factor
;p5 = speed factor
;p6 = function table for grain data
i1 = sr/ftlen(p6) ;scaling to reflect sample rate and table length
a1 phasor
i1*p5 ;index for speed
a2 fog
    5000, 100, p4, a1, 0, 0, , .01, .02, .01, 2, p6, 1, p3, 0, 1
```

Credits

Author: Michael Clark Huddersfield May 1997

New in version 3.46

The Csound fog generator is by Michael Clarke, extending his earlier work based on IRCAM's fof algorithm.

Added notes by Rasmus Ekman on September 2002.

19.208. fold

fold – Adds artificial foldover to an audio signal.

Description

Adds artificial foldover to an audio signal.

Syntax

ar **fold** asig, kincr

Performance

asig – input signal

kincr – amount of foldover expressed in multiple of sampling rate. Must be ≥ 1

fold is an opcode which creates artificial foldover. For example, when *kincr* is equal to 1 with $sr=44100$, no foldover is added. When *kincr* is set to 2, the foldover is equivalent to a downsampling to 22050, when it is set to 4, to 11025 etc. Fractional values of *kincr* are possible, allowing a continuous variation of foldover amount. This can be used for a wide range of special effects.

Examples

Here is an example of the fold opcode. It uses the files *fold.orc* and *fold.sco* .

Example 1. Example of the fold opcode.

```
/* fold.orc */
; Initialize the global variables.
sr = 44100
kr = 4410
ksmps = 10
nchnls = 1

; Instrument #1.
instr 1
```

19. Orchestra Opcodes and Operators

```
; Use an ordinary sine wave.
asig oscils 30000, 100, 1

; Vary the fold-over amount from 1 to 200.
kincr line 1, p3, 200
a1 fold asig, kincr

out a1
endin
/* fold.orc */

/* fold.sco */
; Play Instrument #1 for four seconds.
i 1 0 4
e
/* fold.sco */
```

Credits

Author: Gabriel Maldonado Italy 1999

New in Csound version 3.56

19.209. follow

follow – Envelope follower unit generator.

Description

Envelope follower unit generator.

Syntax

ar **follow** asig, idt

Initialization

idt – This is the period, in seconds, that the average amplitude of *asig* is reported. If the frequency of *asig* is low then *idt* must be large (more than half the period of *asig*)

Performance

asig – This is the signal from which to extract the envelope.

Examples

Here is an example of the follow opcode. It uses the files *follow.orc* , *follow.sco* , and *beats.wav* .

Example 1. Example of the follow opcode.

```
/* follow.orc */
; Initialize the global variables.
sr = 44100
kr = 4410
ksmps = 10
nchnls = 1

; Instrument #1 - play a WAV file.
```

```

instr 1
  a1 soundin "beats.wav"
  out a1
endin

; Instrument #2 - have another waveform follow the WAV file.
instr 2
  ; Follow the WAV file.
  as soundin "beats.wav"
  af follow as, 0.01

  ; Use a sine waveform.
  as oscil 4000, 440, 1
  ; Have it use the amplitude of the followed WAV file.
  a1 balance as, af

  out a1
endin
/* follow.orc */

```

```

/* follow.sco */
; Just generate a nice, ordinary sine wave.
f 1 0 32768 10 1

; Play Instrument #1 for two seconds.
i 1 0 2
; Play Instrument #2 for two seconds.
i 2 2 2
e
/* follow.sco */

```

To avoid zipper noise, by discontinuities produced from complex envelope tracking, a lowpass filter could be used, to smooth the estimated envelope.

Credits

Author: Paris Smaragdis MIT, Cambridge 1995

19.210. follow2

follow2 – Another controllable envelope extractor.

Description

A controllable envelope extractor using the algorithm attributed to Jean-Marc Jot.

Syntax

ar **follow2** asig, katt, krel

Performance

asig – the input signal whose envelope is followed

katt – the attack rate (60dB attack time in seconds)

krel – the decay rate (60dB decay time in seconds)

The output tracks the amplitude envelope of the input signal. The rate at which the output grows to follow the signal is controlled by the *katt*, and the rate at which it decreases in response to a lower amplitude, is controlled by the *krel*. This gives a smoother envelope than *follow*.

Examples

Here is an example of the follow2 opcode. It uses the files *follow2.orc* , *follow2.sco* , and *beats.wav*

Example 1. Example of the follow2 opcode.

```
/* follow2.orc */
; Initialize the global variables.
sr = 44100
kr = 4410
ksmps = 10
nchnls = 1

; Instrument #1 - play a WAV file.
instr 1
  a1 soundin "beats.wav"
  out a1
endin

; Instrument #2 - have another waveform follow the WAV file.
instr 2
  ; Follow the WAV file.
  as soundin "beats.wav"
  af follow2 as, 0.01, 0.1

  ; Use a noise waveform.
  ar rand 44100
  ; Have it use the amplitude of the followed WAV file.
  a1 balance ar, af

  out a1
endin
/* follow2.orc */
```

```
/* follow2.sco */
; Play Instrument #1 for two seconds.
i 1 0 2
; Play Instrument #2 for two seconds.
i 2 2 2
e
/* follow2.sco */
```

Credits

Author: John ffitch The algorithm for the *follow2* is attributed to Jean-Marc Jot. University of Bath, Codemist Ltd
Example written by Kevin Conder.

New in Csound version 4.03

Added notes by Rasmus Ekman on September 2002.

19.211. foscil

foscil – A basic frequency modulated oscillator.

Description

A basic frequency modulated oscillator.

Syntax

ar **foscil** xamp, kcps, xcar, xmod, kndx, ifn [, iphs]

Initialization

ifn – function table number. Requires a wrap-around guard point.

iphs (optional, default=0) – initial phase of waveform in table *ifn* , expressed as a fraction of a cycle (0 to 1). A negative value will cause phase initialization to be skipped. The default value is 0.

Performance

xamp – the amplitude of the output signal.

kcps – a common denominator, in cycles per second, for the carrier and modulating frequencies.

xcar – a factor that, when multiplied by the *kcps* parameter, gives the carrier frequency.

xmod – a factor that, when multiplied by the *kcps* parameter, gives the modulating frequency.

kndx – the modulation index.

foscil is a composite unit that effectively banks two *oscil* opcodes in the familiar Chowning FM setup, wherein the audio-rate output of one generator is used to modulate the frequency input of another (the “carrier”). Effective carrier frequency = $kcps * xcar$, and modulating frequency = $kcps * xmod$. For integral values of *xcar* and *xmod* , the perceived fundamental will be the minimum positive value of $kcps * (xcar - n * xmod)$, $n = 1,1,2,...$. The input *kndx* is the index of modulation (usually time-varying and ranging 0 to 4 or so) which determines the spread of acoustic energy over the partial positions given by $n = 0,1,2,...$, etc. *ifn* should point to a stored sine wave. Previous to version 3.50, *xcar* and *xmod* could be k-rate only.

Examples

Here is an example of the *foscil* opcode. It uses the files *foscil.orc* and *foscil.sco* .

Example 1. Example of the *foscil* opcode.

```
/* foscil.orc */
; Initialize the global variables.
sr = 44100
kr = 4410
ksmps = 10
nchnls = 1

; Instrument #1 - a basic FM waveform.
instr 1
  kamp = 10000
  kcps = 440
  kcar = 600
  kmod = 210
  kndx = 2
  ifn = 1

  a1 foscil kamp, kcps, kcar, kmod, kndx, ifn
  out a1
endin
/* foscil.orc */
```

```
/* foscil.sco */
; Table #1, a sine wave.
f 1 0 16384 10 1

; Play Instrument #1 for 2 seconds.
i 1 0 2
e
/* foscil.sco */
```

Credits

Example written by Kevin Conder.

19.212. foscili

foscili – Basic frequency modulated oscillator with linear interpolation.

Description

Basic frequency modulated oscillator with linear interpolation.

Syntax

ar **foscili** xamp, kcps, xcar, xmod, kndx, ifn [, iphs]

Initialization

ifn – function table number. Requires a wrap-around guard point.

iphs (optional, default=0) – initial phase of waveform in table *ifn*, expressed as a fraction of a cycle (0 to 1). A negative value will cause phase initialization to be skipped. The default value is 0.

Performance

xamp – the amplitude of the output signal.

kcps – the frequency of the output signal measured in cycles per second.

xcar – the carrier frequency.

xmod – the modulating frequency.

kndx – the modulation index.

foscili differs from *foscil* in that the standard procedure of using a truncated phase as a sampling index is here replaced by a process that interpolates between two successive lookups. Interpolating generators will produce a noticeably cleaner output signal, but they may take as much as twice as long to run. Adequate accuracy can also be gained without the time cost of interpolation by using large stored function tables of 2K, 4K or 8K points if the space is available.

Examples

Here is an example of the foscili opcode. It uses the files *foscili.orc* and *foscili.sco*.

Example 1. Example of the foscili opcode.

```
/* foscili.orc */
; Initialize the global variables.
sr = 44100
kr = 4410
ksmps = 10
nchnls = 1

; Instrument #1 - a basic FM waveform.
instr 1
  kamp = 10000
```



```

kcps = 440
kcar = 600
kmod = 210
kndx = 2
ifn = 1

a1 foscil kamp, kcps, kcar, kmod, kndx, ifn
out a1
endin

; Instrument #2 - the basic FM waveform with extra interpolation.
instr 2
kamp = 10000
kcps = 440
kcar = 600
kmod = 210
kndx = 2
ifn = 1

a1 foscili kamp, kcps, kcar, kmod, kndx, ifn
out a1
endin
/* foscili.orc */

/* foscili.sco */
; Table #1, a sine wave table with a small amount of data.
f 1 0 4096 10 1

; Play Instrument #1, the basic FM instrument, for
; two seconds. This should sound relatively rough.
i 1 0 2

; Play Instrument #2, the interpolated FM instrument, for
; two seconds. This should sound relatively smooth.
i 2 2 2
e
/* foscili.sco */

```

Credits

Example written by Kevin Conder.

19.213. *fout*

fout – Outputs a-rate signals to an arbitrary number of channels.

Description

fout outputs N a-rate signals to a specified file of N channels.

Syntax

fout ifilename, iformat, aout1 [, aout2, aout3,...,aoutN]

Initialization

ifilename – the output file’s name (in double-quotes).

iformat – a flag to choose output file format:

- 0 - 32-bit floating point samples without header (binary PCM multichannel file)
- 1 - 16-bit integers without header (binary PCM multichannel file)

- 2 - 16-bit integers with a header. The header type depends on the render format. The default header type is the IRCAM format. If the user chooses the AIFF format (using the *-A flag*), the header format will be a AIFF type. If the user chooses the WAV format (using the *-W flag*), the header format will be a WAV type.

Performance

aout1,... *aoutN* – signals to be written to the file

fout (file output) writes samples of audio signals to a file with any number of channels. Channel number depends by the number of *aoutN* variables (i.e. a mono signal with only an a-rate argument, a stereo signal with two a-rate arguments etc.) Maximum number of channels is fixed to 64. Multiple *fout* opcodes can be present in the same instrument, referring to different files.

Notice that, unlike *out*, *outs* and *outq*, *fout* does not zero the audio variable so you must zero it after calling it. If polyphony is to be used, you can use *vincr* and *clear* opcodes for this task.

Notice that *fout* and *foutk* can use either a string containing a file pathname, or a handle-number generated by *fiopen*. Whereas, with *fouti* and *foutir*, the target file can be only specified by means of a handle-number.

Examples

Here is a simple example of the *fout* opcode. It uses the files *fout.orc* and *fout.sco*.

Example 1. Example of the *fout* opcode.

```
/* fout.orc */
; Initialize the global variables.
sr = 44100
kr = 4410
ksmps = 10
nchnls = 1

; Instrument #1.
instr 1
  iamp = 10000
  icps = 440
  iphs = 0

  ; Create an audio signal.
  asig oscils iamp, icps, iphs

  ; Write the audio signal to a headerless audio file
  ; called "fout.raw".
  fout "fout.raw", 1, asig
endin
/* fout.orc */
```

```
/* fout.sco */
; Play Instrument #1 for 2 seconds.
i 1 0 2
e
/* fout.sco */
```

Here is an example of the *fout* opcode with a polyphonic score. It uses the files *fout_poly.orc*, *fout_poly.sco* and *beats.wav*.

Example 2. Example of the *fout* opcode with a polyphonic score.

```
/* fout_poly.orc */
; Initialize the global variables.
sr = 44100
kr = 44100
ksmps = 1
nchnls = 1

; Initialize the global audio signal.
gaudio init 0
```

```

; Instrument #1 - Play an audio file.
instr 1
; Generate an audio signal using
; the audio file "beats.wav".
asig soundin "beats.wav"

; Add this audio signal to the global one.
vincr gaudio, asig
endin

; Instrument #2 - Create a basic tone.
instr 2
iamp = 5000
icps = 440
iphs = 0

; Create an audio signal.
asig oscils iamp, icps, iphs

; Add this audio signal to the global one.
vincr gaudio, asig
endin

; Instrument #99 - Save the global signal to a file.
instr 99
; Write the global audio signal to a headerless
; audio file called "fout_poly.raw".
fout "fout_poly.raw", 1, gaudio

; Clear the global audio signal, preparing it
; for the next round.
clear gaudio
endin
/* fout_poly.orc */

/* fout_poly.sco */
; Play Instrument #1 for two seconds.
i 1 0 2

; Play Instrument #2 every quarter-second.
i 2 0.00 0.1
i 2 0.25 0.1
i 2 0.50 0.1
i 2 0.75 0.1
i 2 1.00 0.1
i 2 1.25 0.1
i 2 1.50 0.1
i 2 1.75 0.1

; Make sure the global instrument, #99, is running
; during the entire performance (2 seconds).
i 99 0 2
e
/* fout_poly.sco */

```

See Also

fiopen , *fouti* , *foutir* , *foutk*

Credits

Author: Gabriel Maldonado Italy 1999

The simple example was written by Kevin Conder.

New in Csound version 3.56

October 2002. Added a note from Richard Dobson.

19.214. *fouti*

fouti – Outputs i-rate signals of an arbitrary number of channels to a specified file.

Description

fouti output N i-rate signals to a specified file of N channels.

Syntax

fouti *ihandle*, *iformat*, *iflag*, *iout1* [, *iout2*, *iout3*,...,*ioutN*]

Initialization

ihandle – a number which specifies this file.

iformat – a flag to choose output file format:

- 0 - floating point in text format
- 1 - 32-bit floating point in binary format

iflag – choose the mode of writing to the ASCII file (valid only in ASCII mode; in binary mode *iflag* has no meaning, but it must be present anyway). *iflag* can be a value chosen among the following:

- 0 - line of text without instrument prefix
- 1 - line of text with instrument prefix (see below)
- 2 - reset the time of instrument prefixes to zero (to be used only in some particular cases. See below)

iout,..., *ioutN* – values to be written to the file

Performance

fouti and *foutir* write i-rate values to a file. The main use of these opcodes is to generate a score file during a realtime session. For this purpose, the user should set *iformat* to 0 (text file output) and *iflag* to 1, which enable the output of a prefix consisting of the strings *inum* , *actiontime* , and *duration* , before the values of *iout1*...*ioutN* arguments. The arguments in the prefix refer to instrument number, action time and duration of current note.

Notice that *fout* and *foutk* can use either a string containing a file pathname, or a handle-number generated by *fiopen* . Whereas, with *fouti* and *foutir* , the target file can be only specified by means of a handle-number.

See Also

fiopen , *fout* , *foutir* , *foutk*

Credits

Author: Gabriel Maldonado Italy 1999

New in Csound version 3.56

19.215. *foutir*

foutir – Outputs i-rate signals from an arbitrary number of channels to a specified file.

Description

foutir output N i-rate signals to a specified file of N channels.

Syntax

foutir *ihandle*, *iformat*, *iflag*, *iout1* [, *iout2*, *iout3*,...,*ioutN*]

Initialization

ihandle – a number which specifies this file.

iformat – a flag to choose output file format:

- 0 - floating point in text format
- 1 - 32-bit floating point in binary format

iflag – choose the mode of writing to the ASCII file (valid only in ASCII mode; in binary mode *iflag* has no meaning, but it must be present anyway). *iflag* can be a value chosen among the following:

- 0 - line of text without instrument prefix
- 1 - line of text with instrument prefix (see below)
- 2 - reset the time of instrument prefixes to zero (to be used only in some particular cases. See below)

iout,..., *ioutN* – values to be written to the file

Performance

fouti and *foutir* write i-rate values to a file. The main use of these opcodes is to generate a score file during a realtime session. For this purpose, the user should set *iformat* to 0 (text file output) and *iflag* to 1, which enable the output of a prefix consisting of the strings *inum* , *actiontime* , and *duration* , before the values of *iout1*...*ioutN* arguments. The arguments in the prefix refer to instrument number, action time and duration of current note.

The difference between *fouti* and *foutir* is that, in the case of *fouti* , when *iflag* is set to 1, the duration of the first opcode is undefined (so it is replaced by a dot). Whereas, *foutir* is defined at the end of note, so the corresponding text line is written only at the end of the current note (in order to recognize its duration). The corresponding file is linked by the *ihandle* value generated by the *fiopen* opcode. So *fouti* and *foutir* can be used to generate a Csound score while playing a realtime session.

Notice that *fout* and *foutk* can use either a string containing a file pathname, or a handle-number generated by *fiopen* . Whereas, with *fouti* and *foutir* , the target file can be only specified by means of a handle-number.

See Also

fiopen , *fout* , *fouti* , *foutk*

Credits

Author: Gabriel Maldonado Italy 1999

New in Csound version 3.56

19.216. *foutk*

foutk – Outputs *k*-rate signals of an arbitrary number of channels to a specified file.

Description

foutk outputs *N* a-rate signals to a specified file of *N* channels.

Syntax

foutk ifilename, iformat, kout1 [, kout2, kout3,...,koutN]

Initialization

ifilename – the output file's name (in double-quotes).

iformat – a flag to choose output file format:

- 0 - 32-bit floating point samples without header (binary PCM multichannel file)
- 1 - 16-bit integers without header (binary PCM multichannel file)
- 2 - 16-bit integers with .wav type header (Microsoft WAV mono or stereo file)

Performance

kout1,...koutN – control-rate signals to be written to the file

foutk operates in the same way as *fout* , but with *k*-rate signals. *iformat* can be set only to 0 or 1.

Notice that *fout* and *foutk* can use either a string containing a file pathname, or a handle-number generated by *fiopen* . Whereas, with *fouti* and *foutir* , the target file can be only specified by means of a handle-number.

See Also

fiopen , *fout* , *fouti* , *foutir*

Credits

Author: Gabriel Maldonado Italy 1999

New in Csound version 3.56

19.217. *fprintks*

fprintks – Similar to *printks* but prints to a file.

Description

Similar to *printks* but prints to a file.

Syntax

fprintks “filename”, “string”, [, kval1] [, kval2] [...]

Initialization

“*filename*” – name of the output file.

“*string*” – the text string to be printed. Can be up to 8192 characters and must be in double quotes.

Performance

kval1, *kval2*, ... (optional) – The k-rate values to be printed. These are specified in “*string*” with the standard C value specifier (%f, %d, etc.) in the order given.

fprintks is similar to the *printks* opcode except it outputs to a file and doesn’t have a *itime* parameter. For more information about output formatting, please look at *printks’s documentation*.

Examples

Here is an example of the *fprintks* opcode. It uses the files *fprintks.orc* and *fprintks.sco*.

Example 1. Example of the *fprintks* opcode.

```
/* fprintks.orc */
/* Written by Matt Ingalls, edited by Kevin Conder. */
; Initialize the global variables.
sr = 44100
kr = 4410
ksmps = 10
nchnls = 1

; Instrument #1 - a score generator example.
instr 1
; K-rate stuff.
kstart init 0
kdur linrand 10
kpitch linrand 8

; Printing to to a file called "my.sco".
fprintks "my.sco", "i1\\t%2.2f\\t%2.2f\\t%2.2f\\n", kstart, kdur, 4+kpitch

knext linrand 1
kstart = kstart + knext
endin
/* fprintks.orc */

/* fprintks.sco */
/* Written by Matt Ingalls, edited by Kevin Conder. */
; Play Instrument #1.
i 1 0 0.001
/* fprintks.sco */
```

This example will generate a file called “my.sco”. It should contain lines like this:

```
i1 0.00 3.94 10.26
i1 0.20 3.35 6.22
i1 0.67 3.65 11.33
i1 1.31 1.42 4.13
```

See Also

printks

Credits

Author: Matt Ingalls January 2003

19.218. fprints

fprints – Similar to prints but prints to a file.

Description

Similar to *prints* but prints to a file.

Syntax

fprints “filename”, “string” [, kval1] [, kval2] [...]

Initialization

“*filename*” – name of the output file.

“*string*” – the text string to be printed. Can be up to 8192 characters and must be in double quotes.

Performance

kval1, *kval2*, ... (optional) – The k-rate values to be printed. These are specified in “*string*” with the standard C value specifier (%f, %d, etc.) in the order given.

fprints is similar to the *prints* opcode except it outputs to a file. For more information about output formatting, please look at *printks’s* [documentation](#) .

Examples

Here is an example of the fprints opcode. It uses the files *fprints.orc* and *fprints.sco* .

Example 1. Example of the fprints opcode.

```
/* fprints.orc */
/* Written by Matt Ingalls, edited by Kevin Conder. */
; Initialize the global variables.
sr = 44100
kr = 4410
ksmps = 10
nchnls = 1

; Instrument #1 - a score generator example.
```



```
instr 1
; Print to the file "my.sco".
fprints "my.sco", "%!Generated_score_by_ma++\n\n"
endin
/* fprints.orc */
```

```
/* fprints.sco */
/* Written by Matt Ingalls, edited by Kevin Conder. */
; Play Instrument #1.
i 1 0 0.001
/* fprints.sco */
```

This example will generate a file called “my.sco”. It should contain a line like this:

```
;Generated score by ma++
```

See Also

prints

Credits

Author: Matt Ingalls January 2003

19.219. *frac*

frac – Returns the fractional part of a decimal number.

Description

Returns the fractional part of x .

Syntax

frac (x) (init-rate or control-rate args only)

where the argument within the parentheses may be an expression. Value converters perform arithmetic translation from units of one kind to units of another. The result can then be a term in a further expression.

Examples

Here is an example of the *frac* opcode. It uses the files *frac.orc* and *frac.sco* .

Example 1. Example of the *frac* opcode.

```
/* frac.orc */
; Initialize the global variables.
sr = 44100
kr = 4410
ksmps = 10
nchnls = 1

; Instrument #1.
instr 1
i1 = 16 / 5
i2 = frac(i1)

print i2
endin
/* frac.orc */
```

19. Orchestra Opcodes and Operators

```
/* frac.sco */
; Play Instrument #1 for one second.
i 1 0 1
e
/* frac.sco */
```

Its output should include a line like this:

```
instr 1: i2 = 0.200
```

See Also

abs , *exp* , *int* , *log* , *log10* , *i* , *sqrt*

Credits

Example written by Kevin Conder.

19.220. ftchnls

ftchnls – Returns the number of channels in a stored function table.

Description

Returns the number of channels in a stored function table.

Syntax

ftchnls (x) (init-rate args only)

Performance

Returns the number of channels of a *GEN01* table, determined from the header of the original file. If the original file has no header or the table was not created by these *GEN01*, *ftchnls* returns -1.

Examples

Here is an example of the *ftchnls* opcode. It uses the files *ftchnls.orc* , *ftchnls.sco* , and *mary.wav* .

Example 1. Example of the *ftchnls* opcode.

```
/* ftchnls.orc */
; Initialize the global variables.
sr = 44100
kr = 4410
ksmps = 10
nchnls = 1

; Instrument #1.
instr 1
; Print out the number of channels in Table #1.
ichnls = ftchnls(1)
print ichnls
endin
/* ftchnls.orc */
```

```

/* ftchnls.sco */
; Table #1: Use an audio file, Csound will determine its size.
f 1 0 0 1 "mary.wav" 0 0 0

; Play Instrument #1 for 1 second.
i 1 0 1
e
/* ftchnls.sco */

```

Since the audio file “mary.wav” is monophonic (1 channel), its output should include a line like this:

```
instr 1: ichnls = 1.000
```

See Also

ftlen , *ftlptim* , *ftsr* , *nsamp*

Credits

Author: Chris McCormick Perth, Australia December 2001

Example written by Kevin Conder.

19.221. *ftgen*

ftgen – Generate a score function table from within the orchestra.

Description

Generate a score function table from within the orchestra.

Syntax

gir **ftgen** *ifn*, *itime*, *isize*, *igen*, *iarga* [, *iargb*] [...]

Initialization

gir – either a requested or automatically assigned table number above 100.

ifn – requested table number If *ifn* is zero, the number is assigned automatically and the value placed in *gir* . Any other value is used as the table number

itime – is ignored, but otherwise corresponds to p2 in the score *f statement* .

isize – table size. Corresponds to p3 of the score *f statement* .

igen – function table *GEN* routine. Corresponds to p4 of the score *f statement* .

iarga, *iargb*, ... – function table arguments. Correspond to p5 through pn of the score *f statement* .

Performance

This is equivalent to table generation in the score with the *f statement* .

Warning

Although Csound will not protest if `ftgen` is used inside `instr-endin` statements, this is not the intended or s

Examples

Here is an example of the `ftgen` opcode. It uses the files `ftgen.orc` and `ftgen.sco` .

Example 1. Example of the `ftgen` opcode.

```
/* ftgen.orc */
; Initialize the global variables.
sr = 44100
kr = 4410
ksmps = 10
nchnls = 1

; Table #1, a sine wave using the GEN10 routine.
gitemp ftgen 1, 0, 16384, 10, 1

; Instrument #1 - a basic oscillator.
instr 1
  kamp = 10000
  kcps = 440
  ; Use Table #1.
  ifn = 1

  a1 oscil kamp, kcps, ifn
  out a1
endin
/* ftgen.orc */
```

```
/* ftgen.sco */
; Play Instrument #1 for 2 seconds.
i 1 0 2
e
/* ftgen.sco */
```

Credits

Author: Barry L. Vercoe M.I.T., Cambridge, Mass 1997

Example written by Kevin Conder.

Added warning April 2002 by Rasmus Ekman

19.222. `ftlen`

`ftlen` – Returns the size of a stored function table.

Description

Returns the size of a stored function table.

Syntax

`ftlen` (*x*) (init-rate args only)

Performance

Returns the size (number of points, excluding guard point) of stored function table, number *x* . While most units referencing a stored table will automatically take its size into account (so tables

can be of arbitrary length), this function reports the actual size if that is needed. Note that *ftlen* will always return a power-of-2 value, i.e. the function table guard point (see *f Statement*) is not included. As of Csound version 3.53, *ftlen* works with deferred function tables (see *GEN01*).

Examples

Here is an example of the *ftlen* opcode. It uses the files *ftlen.orc*, *ftlen.sco*, and *mary.wav*.

Example 1. Example of the *ftlen* opcode.

```
/* ftlen.orc */
; Initialize the global variables.
sr = 44100
kr = 4410
ksmps = 10
nchnls = 1

; Instrument #1.
instr 1
; Print out the size of Table #1.
; The size will be the number of points excluding the guard point.
ilen = ftlen(1)
print ilen
endin
/* ftlen.orc */

/* ftlen.sco */
; Table #1: Use an audio file, Csound will determine its size.
f 1 0 0 1 "mary.wav" 0 0 0

; Play Instrument #1 for 1 second.
i 1 0 1
e
/* ftlen.sco */
```

The audio file “mary.wav” is 154390 samples long. The *ftlen* opcode reports it as 154389 samples long because it reserves 1 point for the guard point. Its output should include a line like this:

```
instr 1: ilen = 154389.000
```

See Also

ftchnls, *ftlptim*, *ftsr*, *nsamp*

Credits

Author: Barry L. Vercoe MIT Cambridge, Massachusetts 1997

Example written by Kevin Conder.

19.223. *ftload*

ftload – Load a set of previously-allocated tables from a file.

Description

Load a set of previously-allocated tables from a file.

Syntax

ftload “filename”, iflag, ifn1 [, ifn2] [...]

Initialization

“filename” – A quoted string containing the name of the file to load.

iflag – Type of the file to load/save. (0 = binary file, Non-zero = text file)

ifn1, ifn2, ... – Numbers of tables to load.

Performance

ftload loads a list of tables from a file. (The tables have to be already allocated though.) The file’s format can be binary or text.

Warning

Warning

The file’s format is not compatible with a WAV-file and is not endian-safe.

Examples

See the example for *ftsave* .

See Also

ftloadk , *ftsavek* , *ftsave*

Credits

Author: Gabriel Maldonado

New in version 4.21

19.224. ftloadk

ftloadk – Load a set of previously-allocated tables from a file.

Description

Load a set of previously-allocated tables from a file.

Syntax

ftloadk “filename”, ktrig, iflag, ifn1 [, ifn2] [...]

Initialization

“filename” – A quoted string containing the name of the file to load.

iflag – Type of the file to load/save. (0 = binary file, Non-zero = text file)

ifn1, ifn2, ... – Numbers of tables to load.

Performance

ktrig – The trigger signal. Load the file each time it is non-zero.

ftloadk loads a list of tables from a file. (The tables have to be already allocated though.) The file's format can be binary or text. Unlike *ftload*, the loading operation can be repeated numerous times within the same note by using a trigger signal.

Warning

Warning

The file's format is not compatible with a WAV-file and is not endian-safe.

See Also

ftload, *ftsavk*, *ftsav*

Credits

Author: Gabriel Maldonado

New in version 4.21

19.225. *ftlptim*

ftlptim – Returns the loop segment start-time of a stored function table number.

Description

Returns the loop segment start-time of a stored function table number.

Syntax

ftlptim (x) (init-rate args only)

Performance

Returns the loop segment start-time (in seconds) of stored function table number *x*. This reports the duration of the direct recorded attack and decay parts of a sound sample, prior to its looped segment. Returns zero (and a warning message) if the sample does not contain loop points.

Examples

Here is an example of the *ftlptim* opcode. It uses the files *ftlptim.orc*, *ftlptim.sco*, and *mary.wav*.

Example 1. Example of the *ftlptim* opcode.

```
/* ftlptim.orc */
; Initialize the global variables.
sr = 44100
kr = 4410
ksmps = 10
nchnls = 1

; Instrument #1.
instr 1
```

19. Orchestra Opcodes and Operators

```
; Print out the loop-segment start time in Table #1.
itim = ftlptim(1)
print itim
endin
/* ftlptim.orc */

/* ftlptim.sco */
; Table #1: Use an audio file, Csound will determine its size.
f 1 0 0 1 "mary.wav" 0 0 0

; Play Instrument #1 for 1 second.
i 1 0 1
e
/* ftlptim.sco */
```

Since the audio file “mary.wav” is non-looping, its output should include lines like this:

```
WARNING: non-looping sample
instr 1: itim = 0.000
```

See Also

ftchnls , *ftlen* , *ftsr* , *nsamp*

Credits

Author: Barry L. Vercoe MIT Cambridge, Massachusetts 1997

Example written by Kevin Conder.

19.226. *ftmorf*

ftmorf – Morphs between multiple ftables as specified in a list.

Description

Uses an index into a table of ftable numbers to morph between adjacent tables in the list. This morphed function is written into the table referenced by *iresfn* on every k-cycle.

Syntax

ftmorf *kftndx*, *iftfn*, *iresfn*

Initialization

iftfn – The ftable function. The list of values are expected to be pre-existing ftable numbers.

iresfn – Table number of the morphed function

The length of all the tables in *iftfn* must equal the length of *iresfn* .

Performance

kftndx – the index into the *iftfn* table.

If *iftfn* contains (6, 4, 6, 8, 7, 4):

- *kftndx=4* will write the contents of *f7* into *iresfn* .
- *kftndx=4.5* will write the average of the contents of *f7* and *f4* into *iresfn* .

Examples

Here is an example of the *ftmorf* opcode. It uses the files *ftmorf.orc* and *ftmorf.sco* .

Example 1. Example of the *ftmorf* opcode.

```
/* ftmorf.orc */
sr = 44100
kr = 4410
ksmps = 10
nchnls = 1

instr 1
kndx   line    0, p3, 7
        ftmorf  kndx, 1, 2
asig   oscili  30000, 440, 2
        out    asig
endin
/* ftmorf.orc */

/* ftmorf.sco */
f1 0 8 -2 3 4 5 6 7 8 9 10
f2 0 1024 10 1 /*contents of f2 dont matter */
f3 0 1024 10 1
f4 0 1024 10 0 1
f5 0 1024 10 0 0 1
f6 0 1024 10 0 0 0 1
f7 0 1024 10 0 0 0 0 1
f8 0 1024 10 0 0 0 0 0 1
f9 0 1024 10 0 0 0 0 0 0 1
f10 0 1024 10 1 1 1 1 1 1 1

i1 0 10
e
/* ftmorf.sco */
```

Credits

Author: William “Pete” Moss University of Texas at Austin Austin, Texas USA Jan. 2002
New in version 4.18

19.227. *ftsave*

ftsave – Save a set of previously-allocated tables to a file.

Description

Save a set of previously-allocated tables to a file.

Syntax

ftsave “filename”, iflag, ifn1 [, ifn2] [...]

Initialization

“*filename*” – A quoted string containing the name of the file to save.

19. Orchestra Opcodes and Operators

iflag – Type of the file to save. (0 = binary file, Non-zero = text file)

ifn1, *ifn2*, ... – Numbers of tables to save.

Performance

*ftsav*e saves a list of tables to a file. The file's format can be binary or text.

Warning

Warning

The file's format is not compatible with a WAV-file and is not endian-safe.

Examples

Here is an example of the *ftsav*e opcode. It uses the files *ftsav*e.*orc* and *ftsav*e.*sco* .

Example 1. Example of the *ftsav*e opcode.

```
/* ftsave.orc */
; Initialize the global variables.
sr = 44100
kr = 4410
ksmps = 10
nchnls = 1

; Table #1, make a sine wave using the GEN10 routine.
gitmp1 ftgen 1, 0, 32768, 10, 1
; Table #2, create an empty table.
gitmp2 ftgen 2, 0, 32768, 7, 0, 32768, 0

; Instrument #1 - a basic oscillator.
instr 1
  kamp = 20000
  kcps = 440
  ; Use Table #1.
  ifn = 1

  a1 oscil kamp, kcps, ifn
  out a1
endin

; Instrument #2 - Load Table #1 into Table #2.
instr 2
  ; Save Table #1 to a file called "table1.ftsav".
  ftsav "table1.ftsav", 0, 1

  ; Load the "table1.ftsav" file into Table #2.
  ftload "table1.ftsav", 0, 2

  kamp = 20000
  kcps = 440
  ; Use Table #2, it should contain Table #1's sine wave now.
  ifn = 2

  a1 oscil kamp, kcps, ifn
  out a1
endin
/* ftsave.orc */

/* ftsave.sco */
; Play Instrument #1 for 1 second.
i 1 0 1
; Play Instrument #2 for 1 second.
i 2 2 1
e
/* ftsave.sco */
```

See Also

ftloadk , *ftload* , *ftsav*ek

Credits

Author: Gabriel Maldonado

Example written by Kevin Conder.

New in version 4.21

19.228. *ftsavek*

ftsavek – Save a set of previously-allocated tables to a file.

Description

Save a set of previously-allocated tables to a file.

Syntax

ftsavek “filename”, *ktrig*, *iflag*, *ifn1* [, *ifn2*] [...]

Initialization

“filename” – A quoted string containing the name of the file to save.

iflag – Type of the file to save. (0 = binary file, Non-zero = text file)

ifn1, *ifn2*, ... – Numbers of tables to save.

Performance

ktrig – The trigger signal. Save the file each time it is non-zero.

ftsavek saves a list of tables to a file. The file’s format can be binary or text. Unlike *ftsave*, the saving operation can be repeated numerous times within the same note by using a trigger signal.

Warning

Warning

The file’s format is not compatible with a WAV-file and is not endian-safe.

See Also

ftloadk, *ftload*, *ftsave*

Credits

Author: Gabriel Maldonado

New in version 4.21

19.229. *ftsr*

ftsr – Returns the sampling-rate of a stored function table.

Description

Returns the sampling-rate of a stored function table.

Syntax

ftsr (x) (init-rate args only)

Performance

Returns the sampling-rate of a *GEN01* generated table. The sampling-rate is determined from the header of the original file. If the original file has no header or the table was not created by these GEN01, *ftsr* returns 0. New in Csound version 3.49.

Examples

Here is an example of the *ftsr* opcode. It uses the files *ftsr.orc* , *ftsr.sco* , and *mary.wav* .

Example 1. Example of the *ftsr* opcode.

```
/* ftsr.orc */
; Initialize the global variables.
sr = 44100
kr = 4410
ksmps = 10
nchnls = 1

; Instrument #1.
instr 1
; Print out the sampling rate of Table #1.
  isr = ftsr(1)
  print isr
endin
/* ftsr.orc */

/* ftsr.sco */
; Table #1: Use an audio file.
f 1 0 262144 1 "mary.wav" 0 0 0

; Play Instrument #1 for 1 second.
i 1 0 1
e
/* ftsr.sco */
```

Since the audio file “mary.wav” uses a 44.1 Khz sampling rate, its output should a line like this:

```
instr 1:  isr = 44100.000
```

See Also

ftchnls , *ftlen* , *ftlptim* , *nsamp*

Credits

Author: Gabriel Maldonado Italy October 1998

Example written by Kevin Conder.

19.230. gain

gain – Adjusts the amplitude audio signal according to a root-mean-square value.

Description

Adjusts the amplitude audio signal according to a root-mean-square value.

Syntax

ar **gain** asig, krms [, ihp] [, iskip]

Initialization

ihp (optional, default=10) – half-power point (in Hz) of a special internal low-pass filter. The default value is 10.

iskip (optional, default=0) – initial disposition of internal data space (see *reson*). The default value is 0.

Performance

asig – input audio signal

gain provides an amplitude modification of *asig* so that the output *ar* has rms power equal to *krms* . *rms* and *gain* used together (and given matching *ihp* values) will provide the same effect as *balance* .

Examples

```
asrc buzz
    10000,440, sr/440, 1 ; band-limited pulse train
a1 reson
    asrc, 1000,100      ; sent through
a2 reson
    a1,3000,500        ; 2 filters
afin balance
a2, asrc              ; then balanced with source
```

See Also

balance , *rms*

19.231. *gauss*

gauss – Gaussian distribution random number generator.

Description

Gaussian distribution random number generator. This is an x-class noise generator.

Syntax

ar **gauss** krange

ir **gauss** krange

kr **gauss** krange

Performance

krange – the range of the random numbers (*-krange* to *+krange*). Outputs both positive and negative numbers.

For more detailed explanation of these distributions, see:

1. C. Dodge - T.A. Jerse 1985. Computer music. Schirmer books. pp.265 - 286
2. D. Lorrain. A panoply of stochastic cannons. In C. Roads, ed. 1989. Music machine . Cambridge, Massachusetts: MIT press, pp. 351 - 379.

Examples

Here is an example of the gauss opcode. It uses the files *gauss.orc* and *gauss.sco* .

Example 1. Example of the gauss opcode.

```
/* gauss.orc */
; Initialize the global variables.
sr = 44100
kr = 4410
ksmps = 10
nchnls = 1

; Instrument #1.
instr 1
; Generate a random number between -1 and 1.
; krange = 1

i1 gauss 1

print i1
endin
/* gauss.orc */
```

```
/* gauss.sco */
; Play Instrument #1 for one second.
i 1 0 1
e
/* gauss.sco */
```

Its output should include a line like this:

```
instr 1: i1 = 0.252
```

See Also

betarand , *bexprnd* , *cauchy* , *exprand* , *linrand* , *pcauchy* , *poisson* , *trirand* , *unirand* , *weibull*

Credits

Author: Paris Smaragdis MIT, Cambridge 1995

Example written by Kevin Conder.

19.232. gbuzz

gbuzz – Output is a set of harmonically related cosine partials.

Description

Output is a set of harmonically related cosine partials.

Syntax

ar **gbuzz** xamp, xcps, knh, klh, kmul, ifn [, iphs]

Initialization

ifn – table number of a stored function containing a cosine wave. A large table of at least 8192 points is recommended.

iphs (optional, default=0) – initial phase of the fundamental frequency, expressed as a fraction of a cycle (0 to 1). A negative value will cause phase initialization to be skipped. The default value is zero

Performance

The buzz units generate an additive set of harmonically related cosine partials of fundamental frequency *xcps* , and whose amplitudes are scaled so their summation peak equals *xamp* . The selection and strength of partials is determined by the following control parameters:

knh – total number of harmonics requested. If *knh* is negative, the absolute value is used. If *knh* is zero, a value of 1 is used.

klh – lowest harmonic present. Can be positive, zero or negative. In *gbuzz* the set of partials can begin at any partial number and proceeds upwards; if *klh* is negative, all partials below zero will reflect as positive partials without phase change (since cosine is an even function), and will add constructively to any positive partials in the set.

kmul – specifies the multiplier in the series of amplitude coefficients. This is a power series: if the *klh* th partial has a strength coefficient of A, the (*klh* + n)th partial will have a coefficient of $A * (kmul ** n)$, i.e. strength values trace an exponential curve. *kmul* may be positive, zero or negative, and is not restricted to integers.

buzz and *gbuzz* are useful as complex sound sources in subtractive synthesis. *buzz* is a special case of the more general *gbuzz* in which *klh* = *kmul* = 1; it thus produces a set of *knh* equal-strength harmonic partials, beginning with the fundamental. (This is a band-limited pulse train; if the partials extend to the Nyquist, i.e. $knh = \text{int}(sr / 2 / \text{fundamental freq.})$, the result is a real pulse train of amplitude *xamp* .)

Although both *knh* and *klh* may be varied during performance, their internal values are necessarily integer and may cause “pops” due to discontinuities in the output. *kmul*, however, can be varied during performance to good effect. *gbuzz* can be amplitude- and/or frequency-modulated by either control or audio signals.

N.B. This unit has its analog in *GEN11* , in which the same set of cosines can be stored in a function table for sampling by an oscillator. Although computationally more efficient, the stored pulse train has a fixed spectral content, not a time-varying one as above.

Examples

Here is an example of the *gbuzz* opcode. It uses the files *gbuzz.orc* and *gbuzz.sco* .

Example 1. Example of the *gbuzz* opcode.

19. Orchestra Opcodes and Operators

```
/* gbuzz.orc */
; Initialize the global variables.
sr = 44100
kr = 4410
ksmps = 10
nchnls = 1

; Instrument #1.
instr 1
  kamp = 20000
  kcps = 440
  knh = 3
  klh = 2
  kmul = 0.7
  ifn = 1

  a1 gbuzz kamp, kcps, knh, klh, kmul, ifn
  out a1
endin
/* gbuzz.orc */
```

```
/* gbuzz.sco */
; Table #1, a simple cosine waveform.
f 1 0 16384 11 1

; Play Instrument #1 for one second.
i 1 0 1
e
/* gbuzz.sco */
```

See Also

buzz

Credits

Example written by Kevin Conder.

September 2003. Thanks to Kanata Motohashi for correcting the mentions of the *kmul* parameter.

19.233. gogobel

gogobel – Audio output is a tone related to the striking of a cow bell or similar.

Description

Audio output is a tone related to the striking of a cow bell or similar. The method is a physical model developed from Perry Cook, but re-coded for Csound.

Syntax

ar **gogobel** kamp, kfreq, ihrd, ipos, imp, kvibf, kvamp, ivfn

Initialization

ihrd – the hardness of the stick used in the strike. A range of 0 to 1 is used. 0.5 is a suitable value.

ipos – where the block is hit, in the range 0 to 1.

imp – a table of the strike impulses. The file *marmstk1.wav* is a suitable function from measurements and can be loaded with a *GEN01* table. It is also available at <ftp://ftp.cs.bath.ac.uk/pub/dream/documentation/sounds/modelling/>.

ivfn – shape of vibrato, usually a sine table, created by a function.

Performance

A note is played on a cowbell-like instrument, with the arguments as below.

kamp – Amplitude of note.

kfreq – Frequency of note played.

kvibf – frequency of vibrato in Hertz. Suggested range is 0 to 12

kvamp – amplitude of the vibrato

Examples

Here is an example of the gogobel opcode. It uses the files *gogobel.orc*, *gogobel.sco*, and *marmstk1.wav*,

Example 1. Example of the gogobel opcode.

```
/* gogobel.orc */
; Initialize the global variables.
sr = 22050
kr = 2205
ksmps = 10
nchnls = 1

; Instrument #1.
instr 1
; kamp = 31129.60
; kfreq = 440
; ihrd = 0.5
; ipos = 0.561
; imp = 1
; kvibf = 6.0
; kvamp = 0.3
; ivfn = 2

a1 gogobel 31129.60, 440, 0.5, 0.561, 1, 6.0, 0.3, 2
out a1
endin
/* gogobel.orc */
```

```
/* gogobel.sco */
; Table #1, the "marmstk1.wav" audio file.
f 1 0 256 1 "marmstk1.wav" 0 0 0
; Table #2, a sine wave for the vibrato.
f 2 0 128 10 1

; Play Instrument #1 for one second.
i 1 0 1
e
/* gogobel.sco */
```

Credits

Author: John ffitch (after Perry Cook) University of Bath, Codemist Ltd. Bath, UK
New in Csound version 3.47

19.234. goto

goto – Transfer control on every pass.

Description

Transfer control to *label* on every pass. (Combination of *igoto* and *kgoto*)

Syntax

goto label

where *label* is in the same instrument block and is not an expression, and where *R* is one of the Relational operators (*<* , *=* , *<=* , *==* , *!=*) (and *=* for convenience, see also under *Conditional Values*).

Examples

Here is an example of the goto opcode. It uses the files *goto.orc* and *goto.sco* .

Example 1. Example of the goto opcode.

```
/* goto.orc */
; Initialize the global variables.
sr = 44100
kr = 4410
ksmps = 10
nchnls = 1

; Instrument #1.
instr 1
  a1 oscil 10000, 440, 1
  goto playit

; The goto will go to the playit label.
; It will skip any code in between like this comment.

playit:
  out a1
endin
/* goto.orc */
```

```
/* goto.sco */
; Table #1: a simple sine wave.
f 1 0 32768 10 1

; Play Instrument #1 for one second.
i 1 0 1
e
/* goto.sco */
```

See Also

cggoto , *cigoto* , *ckgoto* , *if* , *igoto* , *kgoto* , *tigoto* , *timeout*

Credits

Example written by Kevin Conder.

Added a note by Jim Aikin.

19.235. grain

grain – Generates granular synthesis textures.

Description

Generates granular synthesis textures.

Syntax

ar **grain** xamp, xpitch, xdens, kampoﬀ, kpitchoﬀ, kgdur, igfn, iwfn, imgdur [, igrnd]

Initialization

igfn – The ftable number of the grain waveform. This can be just a sine wave or a sampled sound.

iwfn – Ftable number of the amplitude envelope used for the grains (see also *GEN20*).

imgdur – Maximum grain duration in seconds. This the biggest value to be assigned to *kgdur* .

igrnd (optional) – if non-zero, turns off grain offset randomness. This means that all grains will begin reading from the beginning of the *igfn* table. If zero (the default), grains will start reading from random *igfn* table positions.

Performance

xamp – Amplitude of each grain.

xpitch – Grain pitch. To use the original frequency of the input sound, use the formula:

$$\text{snds}r / \text{ftlen}(\text{igfn})$$

where *snds*r is the original sample rate of the *igfn* sound.

xdens – Density of grains measured in grains per second. If this is constant then the output is synchronous granular synthesis, very similar to *fof* . If *xdens* has a random element (like added noise), then the result is more like asynchronous granular synthesis.

kampoﬀ – Maximum amplitude deviation from *kamp* . This means that the maximum amplitude a grain can have is $kamp + kampoﬀ$ and the minimum is $kamp$. If *kampoﬀ* is set to zero then there is no random amplitude for each grain.

kpitchoﬀ – Maximum pitch deviation from *kpitch* in Hz. Similar to *kampoﬀ* .

kgdur – Grain duration in seconds. The maximum value for this should be declared in *imgdur* . If *kgdur* at any point becomes greater than *imgdur* , it will be truncated to *imgdur* .

The grain generator is based primarily on work and writings of Barry Truax and Curtis Roads.

Examples

This example generates a texture with gradually shorter grains and wider amp and pitch spread. It uses the files *grain.orc* , *grain.sco* , and *mary.wav* .

Example 1. Example of the grain opcode.

```
/* grain.orc */
; Initialize the global variables.
```

19. Orchestra Opcodes and Operators

```
sr = 44100
kr = 44100
ksmps = 1
nchnls = 1

instr 1
  insnd = 10
  ibasfrq = 44100 / fflen(insnd) ; Use original sample rate of insnd file

  kamp   expseg 220, p3/2, 600, p3/2, 220
  kpitch line ibasfrq, p3, ibasfrq * .8
  kdens  line 600, p3, 200
  kaoff  line 0, p3, 5000
  kpoff  line 0, p3, ibasfrq * .5
  kgdur  line .4, p3, .1
  imaxgdur = .5

  ar grain kamp, kpitch, kdens, kaoff, kpoff, kgdur, insnd, 5, imaxgdur, 0.0
  out ar
endin
/* grain.orc */
```

```
/* grain.sco */
f5 0 512 20 2 ; Hanning window
f10 0 262144 1 "mary.wav" 0 0 0
i1 0 6
e
/* grain.sco */
```

Credits

Author: Paris Smaragdis MIT May 1997

19.236. grain2

grain2 – Easy-to-use granular synthesis texture generator.

Description

Generate granular synthesis textures. *grain2* is simpler to use, but *grain3* offers more control.

Syntax

ar **grain2** keps, kfmd, kgdur, iovrlp, kfn, iwfn [, irpow] [, iseed] [, imode]

Initialization

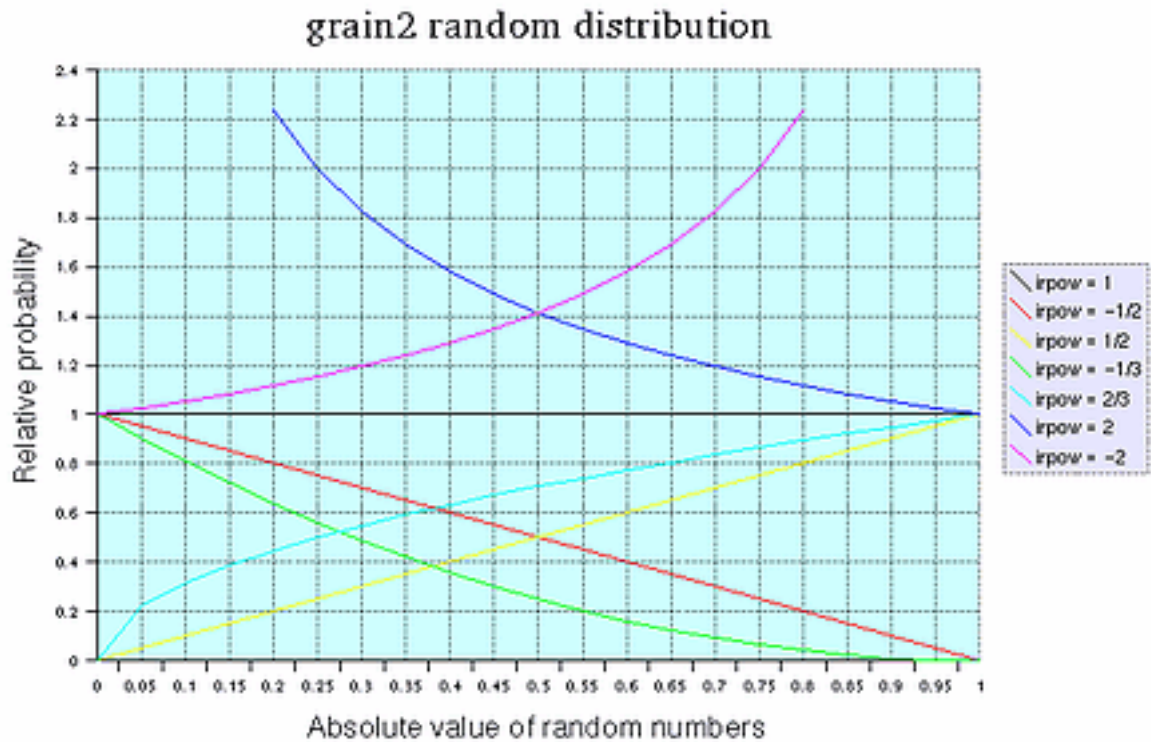
iovrlp – (fixed) number of overlapping grains.

iwfn – function table containing window waveform (Use GEN20 to calculate iwfn).

irpow (optional, default=0) – this value controls the distribution of grain frequency variation. If irpow is positive, the random distribution (x is in the range -1 to 1) is

$\text{abs}(x) \wedge ((1 / \text{irpow}) - 1)$; for negative irpow values, it is

$(1 - \text{abs}(x)) \wedge ((-1 / \text{irpow}) - 1)$. Setting irpow to -1, 0, or 1 will result in uniform distribution (this is also faster to calculate). The image below shows some examples for irpow. The default value of irpow is 0.

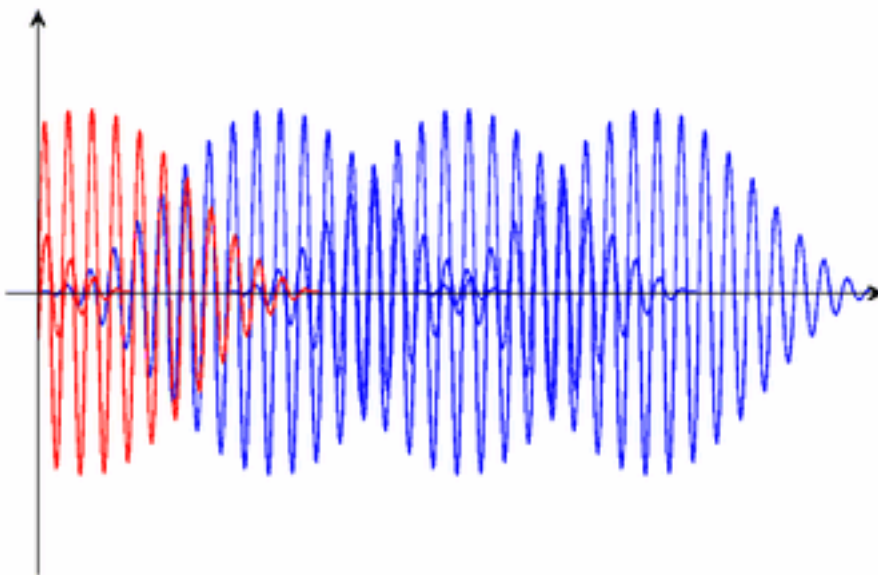


A graph of distributions for different values of *irpow*.

iseed (optional, default=0) – seed value for random number generator (positive integer in the range 1 to 2147483646 ($2^{31} - 2$)). Zero or negative value seeds from current time (this is also the default).

imode (optional default=0) – sum of the following values:

- 8: interpolate window waveform (slower).
- 4: do not interpolate grain waveform (fast, but lower quality).
- 2: grain frequency is continuously modified by *kcp*s and *kfmd* (by default, each grain keeps the frequency it was launched with). This may be slower at high control rates.
- 1: skip initialization.



A diagram showing grains with a start time less than zero in red.

Performance

ar – output signal.

kcps – grain frequency in Hz.

kfmd – random variation (bipolar) in grain frequency in Hz.

kgdur – grain duration in seconds. *kgdur* also controls the duration of already active grains (actually the speed at which the window function is read). This behavior does not depend on the *imode* flags.

kfn – function table containing grain waveform. Table number can be changed at k-rate (this is useful to select from a set of band-limited tables generated by GEN30, to avoid aliasing).

Note

grain2 internally uses the same random number generator as *rnd31*. So reading *its documentation* is also recommended.

Examples

Here is an example of the *grain2* opcode. It uses the files *grain2.orc* and *grain2.sco*.

Example 1. Example of the *grain2* opcode.

```

/* grain2.orc */
sr = 48000
kr = 750
ksmps = 64
nchnls = 2

/* square wave */
i_ ftgen 1, 0, 4096, 7, 1, 2048, 1, 0, -1, 2048, -1
/* window */
i_ ftgen 2, 0, 16384, 7, 0, 4096, 1, 4096, 0.3333, 8192, 0
/* sine wave */
i_ ftgen 3, 0, 1024, 10, 1
/* room parameters */
i_ ftgen 7, 0, 64, -2, 4, 50, -1, -1, -1, 11, \
    1, 26.833, 0.05, 0.85, 10000, 0.8, 0.5, 2, \
    1, 1.753, 0.05, 0.85, 5000, 0.8, 0.5, 2, \
    1, 39.451, 0.05, 0.85, 7000, 0.8, 0.5, 2, \
    1, 33.503, 0.05, 0.85, 7000, 0.8, 0.5, 2, \

```

```

1, 36.151, 0.05, 0.85, 7000, 0.8, 0.5, 2, \
1, 29.633, 0.05, 0.85, 7000, 0.8, 0.5, 2

ga01 init 0

/* generate bandlimited square waves */

i0 = 0
loop1:
imaxh = sr / (2 * 440.0 * exp(log(2.0) * (i0 - 69) / 12))
i_ ftgen i0 + 256, 0, 4096, -30, 1, 1, imaxh
i0 = i0 + 1
if (i0 < 127.5) igoto loop1

instr 1

p3 = p3 + 0.2

/* note velocity */
iamp = 0.0039 + p5 * p5 / 16192
/* vibrato */
kcps oscili 1, 8, 3
kenv linseg 0, 0.05, 0, 0.1, 1, 1, 1
/* frequency */
kcps = (kcps * kenv * 0.01 + 1) * 440 * exp(log(2) * (p4 - 69) / 12)
/* grain ftable */
kfn = int(256 + 69 + 0.5 + 12 * log(kcps / 440) / log(2))
/* grain duration */
kgdur port 100, 0.1, 20
kgdur = kgdur / kcps

a1 grain2 kcps, kcps * 0.02, kgdur, 50, kfn, 2, -0.5, 22, 2
a1 butterlp a1, 3000
a2 grain2 kcps, kcps * 0.02, 4 / kcps, 50, kfn, 2, -0.5, 23, 2
a2 butterbp a2, 12000, 8000
a2 butterbp a2, 12000, 8000
aenv1 linseg 0, 0.01, 1, 1, 1
aenv2 linseg 3, 0.05, 1, 1, 1
aenv3 linseg 1, p3 - 0.2, 1, 0.07, 0, 1, 0

a1 = aenv1 * aenv3 * (a1 + a2 * 0.7 * aenv2)

ga01 = ga01 + a1 * 10000 * iamp

endin

/* output instr */

instr 81

i1 = 0.000001
aLl, aLh, aRl, aRh spat3di ga01 + i1*i1*i1*i1, 3.0, 4.0, 0.0, 0.5, 7, 4
ga01 = 0
aLl butterlp aLl, 800.0
aRl butterlp aRl, 800.0

outs aLl + aLh, aRl + aRh

endin
/* grain2.orc */

/* grain2.sco */
t 0 60

i 1 0.0 1.3 60 127
i 1 2.0 1.3 67 127
i 1 4.0 1.3 64 112
i 1 4.0 1.3 72 112

i 81 0 6.4

e
/* grain2.sco */

```

See Also

grain3

Credits

Author: Istvan Varga

New in version 4.15

Updated April 2002 by Istvan Varga

19.237. grain3

`grain3` – Generate granular synthesis textures with more user control.

Description

Generate granular synthesis textures. *grain2* is simpler to use but *grain3* offers more control.

Syntax

ar **grain3** kcps, kphs, kfmd, kpmd, kgdur, kdens, imaxovr, kfn, iwfn, kfrpow, kprpow [, iseed] [, imode]

Initialization

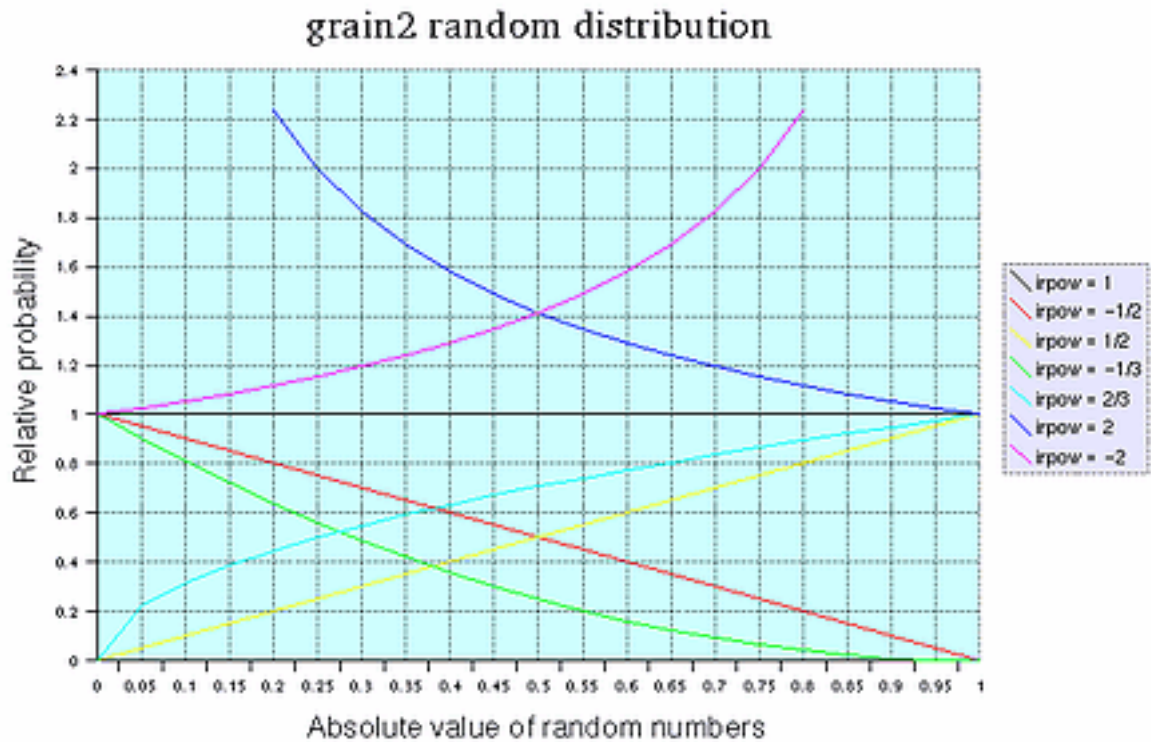
imaxovr – maximum number of overlapping grains. The number of overlaps can be calculated by (*kdens* * *kgdur*); however, it can be overestimated at no cost in rendering time, and a single overlap uses (depending on system) 16 to 32 bytes of memory.

iwfn – function table containing window waveform (Use GEN20 to calculate *iwfn*).

irpow (optional, default=0) – this value controls the distribution of grain frequency variation. If *irpow* is positive, the random distribution (*x* is in the range -1 to 1) is

$\text{abs}(x) \wedge ((1 / \text{irpow}) - 1)$; for negative *irpow* values, it is

$(1 - \text{abs}(x)) \wedge ((-1 / \text{irpow}) - 1)$. Setting *irpow* to -1, 0, or 1 will result in uniform distribution (this is also faster to calculate). The image below shows some examples for *irpow*. The default value of *irpow* is 0.

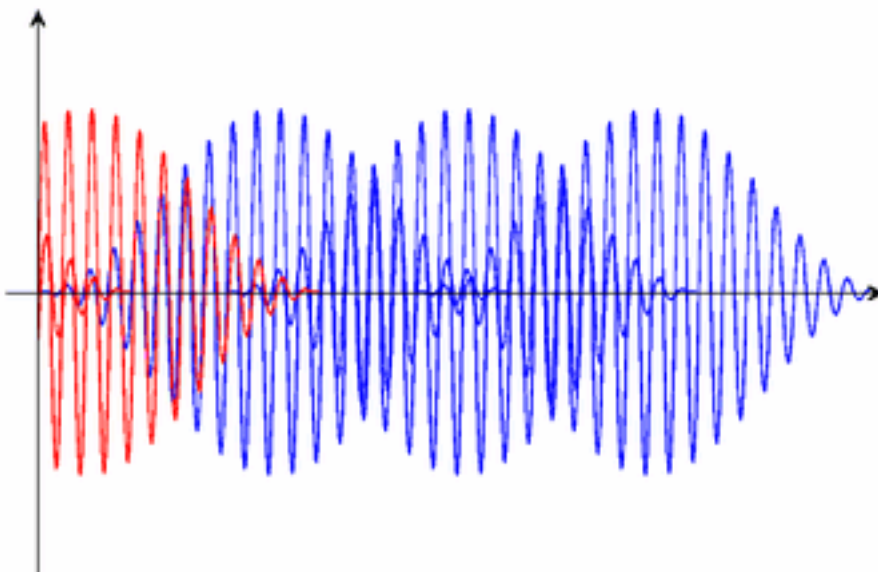


A graph of distributions for different values of *ipow*.

iseed (optional, default=0) – seed value for random number generator (positive integer in the range 1 to 2147483646 ($2^{31} - 2$)). Zero or negative value seeds from current time (this is also the default).

imode (optional, default=0) – sum of the following values:

- 64: synchronize start phase of grains to *kcps*.
- 32: start all grains at integer sample location. This may be faster in some cases, however it also makes the timing of grain envelopes less accurate.
- 16: do not render grains with start time less than zero. (see the image below; this option turns off grains marked with red on the image).
- 8: interpolate window waveform (slower).
- 4: do not interpolate grain waveform (fast, but lower quality).
- 2: grain frequency is continuously modified by *kcps* and *kfmd* (by default, each grain keeps the frequency it was launched with). This may be slower at high control rates. It also controls phase modulation (*kphs*).
- 1: skip initialization.



A diagram showing grains with a start time less than zero in red.

Performance

ar – output signal.

kcps – grain frequency in Hz.

kphs – grain phase. This is the location in the grain waveform table, expressed as a fraction (between 0 to 1) of the table length.

kfmd – random variation (bipolar) in grain frequency in Hz.

kpmf – random variation (bipolar) in start phase.

kgdur – grain duration in seconds. *kgdur* also controls the duration of already active grains (actually the speed at which the window function is read). This behavior does not depend on the *imode* flags.

kdens – number of grains per second.

kfrpow – distribution of random frequency variation (see *irpow*).

kprpow – distribution of random phase variation (see *irpow*). Setting *kphs* and *kpmf* to 0.5, and *kprpow* to 0 will emulate *grain2*.

kfn – function table containing grain waveform. Table number can be changed at k-rate (this is useful to select from a set of band-limited tables generated by GEN30, to avoid aliasing).

Note

grain3 internally uses the same random number generator as *rnd31*. So reading *its documentation* is also recommended.

Examples

Here is an example of the *grain3* opcode. It uses the files *grain3.orc* and *grain3.sco*.

Example 1. Example of the *grain3* opcode.

```
/* grain3.orc */
sr = 48000
kr = 1000
ksmps = 48
```

```

nchnls = 1

/* Bartlett window */
itmp ftgen 1, 0, 16384, 20, 3, 1
/* sawtooth wave */
itmp ftgen 2, 0, 16384, 7, 1, 16384, -1
/* sine */
itmp ftgen 4, 0, 1024, 10, 1
/* window for "soft sync" with 1/32 overlap */
itmp ftgen 5, 0, 16384, 7, 0, 256, 1, 7936, 0
/* generate bandlimited sawtooth waves */
itmp ftgen 3, 0, 4096, -30, 2, 1, 2048
icnt = 0
loop01:
; 100 tables for 8 octaves from 30 Hz
ifrq = 30 * exp(log(2) * 8 * icnt / 100)
itmp ftgen icnt + 100, 0, 4096, -30, 3, 1, sr / (2 * ifrq)
icnt = icnt + 1
    if (icnt < 99.5) igoto loop01
/* convert frequency to table number */
#define FRQ2FNUM(xout'xcps'xbsfn) #

$xout = int(($xbsfn) + 0.5 + (100 / 8) * log(($xcps) / 30) / log(2))
$xout limit $xout, $xbsfn, $xbsfn + 99

#

/* instr 1: pulse width modulated grains */

instr 1

kfrq = 523.25 ; frequency
$FRQ2FNUM(kfnum'kfrq'100) ; table number
kfmd = kfrq * 0.02 ; random variation in frequency
kgdur = 0.2 ; grain duration
kdens = 200 ; density
iseed = 1 ; random seed

kphs oscili 0.45, 1, 4 ; phase

a1 grain3 kfrq, 0, kfmd, 0.5, kgdur, kdens, 100, \
    kfnum, 1, -0.5, 0, iseed, 2
a2 grain3 kfrq, 0.5 + kphs, kfmd, 0.5, kgdur, kdens, 100, \
    kfnum, 1, -0.5, 0, iseed, 2

; de-click
aenv linseg 0, 0.01, 1, p3 - 0.05, 1, 0.04, 0, 1, 0

    out aenv * 2250 * (a1 - a2)

endin

/* instr 2: phase variation */

instr 2

kfrq = 220 ; frequency
$FRQ2FNUM(kfnum'kfrq'100) ; table number
kgdur = 0.2 ; grain duration
kdens = 200 ; density
iseed = 2 ; random seed

kprdst expon 0.5, p3, 0.02 ; distribution

a1 grain3 kfrq, 0.5, 0, 0.5, kgdur, kdens, 100, \
    kfnum, 1, 0, -kprdst, iseed, 64

; de-click
aenv linseg 0, 0.01, 1, p3 - 0.05, 1, 0.04, 0, 1, 0

    out aenv * 1500 * a1

endin

/* instr 3: "soft sync" */

instr 3

kdens = 130.8 ; base frequency
kgdur = 2 / kdens ; grain duration

kfrq expon 880, p3, 220 ; oscillator frequency
$FRQ2FNUM(kfnum'kfrq'100) ; table number

```

19. Orchestra Opcodes and Operators

```
a1 grain3 kfrq, 0, 0, 0, kgdur, kdens, 3, kfnun, 5, 0, 0, 0, 2
a2 grain3 kfrq, 0.667, 0, 0, kgdur, kdens, 3, kfnun, 5, 0, 0, 0, 2

; de-click
aenv linseg 0, 0.01, 1, p3 - 0.05, 1, 0.04, 0, 1, 0

    out aenv * 10000 * (a1 - a2)

    endin
/* grain3.orc */
```

```
/* grain3.sco */
t 0 60
i 1 0 3
i 2 4 3
i 3 8 3
e
/* grain3.sco */
```

See Also

grain2

Credits

Author: Istvan Varga

New in version 4.15

Updated April 2002 by Istvan Varga

19.238. granule

granule – A more complex granular synthesis texture generator.

Description

The *granule* unit generator is more complex than *grain*, but does add new possibilities.

granule is a Csound unit generator which employs a wavetable as input to produce granularly synthesized audio output. Wavetable data may be generated by any of the GEN subroutines such as *GEN01* which reads an audio data file into a wavetable. This enable a sampled sound to be used as the source for the grains. Up to 128 voices are implemented internally. The maximum number of voices can be increased by redefining the variable MAXVOICE in the grain4.h file. *granule* has a build-in random number generator to handle all the random offset parameters. Thresholding is also implemented to scan the source function table at initialization stage. This facilitates features such as skipping silence passage between sentences.

The characteristics of the synthesis are controlled by 22 parameters. *xamp* is the amplitude of the output and it can be either audio rate or control rate variable.

Syntax

ar **granule** xamp, ivoice, iratio, imode, ithd, ifn, ipshift, igskip, igskip_os, ilength, kgap, igap_os, kgsiz, igsiz_os, iatt, idec [, iseed] [, ipitch1] [, ipitch2] [, ipitch3] [, ipitch4] [, ifnenv]

Performance

xamp – amplitude.

ivoice – number of voices.

iratio – ratio of the speed of the gskip pointer relative to output audio sample rate. eg. 0.5 will be half speed.

imode – +1 grain pointer move forward (same direction of the gskip pointer), -1 backward (opposite direction to the gskip pointer) or 0 for random.

ithd – threshold, if the sampled signal in the wavetable is smaller than *ithd* , it will be skipped.

ifn – function table number of sound source.

ipshift – pitch shift control. If *ipshift* is 0, pitch will be set randomly up and down an octave. If *ipshift* is 1, 2, 3 or 4, up to four different pitches can be set amount the number of voices defined in *ivoice* . The optional parameters *ipitch1* , *ipitch2* , *ipitch3* and *ipitch4* are used to quantify the pitch shifts.

igskip – initial skip from the beginning of the function table in sec.

igskip_os – gskip pointer random offset in sec, 0 will be no offset.

ilength – length of the table to be used starting from *igskip* in sec.

kgap – gap between grains in sec.

igap_os – gap random offset in % of the gap size, 0 gives no offset.

kgsz – grain size in sec.

igsz_os – grain size random offset in % of grain size, 0 gives no offset.

iatt – attack of the grain envelope in % of grain size.

idec – decay of the grain envelope in % of grain size.

iseed (optional, default=0.5) – seed for the random number generator.

ipitch1, *ipitch2*, *ipitch3*, *ipitch4* (optional, default=1) – pitch shift parameter, used when *ipshift* is set to 1, 2, 3 or 4. Time scaling technique is used in pitch shift with linear interpolation between data points. Default value is 1, the original pitch.

ifnenv (optional, default=0) – function table number to be used to generate the shape of the envelope.

Examples

Here is an example of the granule opcode. It uses the files *granule.orc* , *granule.sco* , and *mary.wav* .

Example 1. Example of the granule opcode.

```
/* granule.orc */
sr = 44100
kr = 4410
ksmps = 10
nchnls = 2
instr 1
;
k1      linseg 0,0.5,1,(p3-p2-1),1,0.5,0
a1      granule p4*k1,p5,p6,p7,p8,p9,p10,p11,p12,p13,p14,p15,\
        p16,p17,p18,p19,p20,p21,p22,p23,p24
a2      granule p4*k1,p5,p6,p7,p8,p9,p10,p11,p12,p13,p14,p15,\
        p16,p17,p18,p19, p20+0.17,p21,p22,p23,p24
outs a1,a2
endin
/* granule.orc */
```

19. Orchestra Opcodes and Operators

```
/* granule.sco */
; f statement read sound file sine.aiff in the SFDIR
; directory into f-table 1
f1      0 262144 1 "mary.wav" 0 0 0
il      0 10 2000 64 0.5 0 0 1 4 0 0.005 5 0.01 50 0.02 50 30 30 0.39 \
        1 1.42 0.29 2
e
/* granule.sco */
```

The above example reads a sound file called *mary.wav* into wavetable number 1 with 262,144 samples. It generates 10 seconds of stereo audio output using the wavetable. In the orchestra file, all parameters required to control the synthesis are passed from the score file. A *linseg* function generator is used to generate an envelope with 0.5 second of linear attack and decay. Stereo effect is generated by using different seeds for the two *granule* function calls. In the example, 0.17 is added to p20 before passing into the second *granule* call to ensure that all of the random offset events are different from the first one.

In the score file, the parameters are interpreted as:

Parameter	Interpreted As
p5 (<i>ivoice</i>)	the number of voices is set to 64
p6 (<i>iratio</i>)	set to 0.5, it scans the wavetable at half of the speed of the a

Credits

Author: Allan Lee Belfast 1996

19.239. >=

>= – Determines if one value is greater than or equal to another.

Description

Determines if one value is greater than or equal to another.

Syntax

(a >= b ? v1 : v2)

where *a* , *b* , *v1* and *v2* may be expressions, but *a* , *b* not audio-rate.

Performance

In the above conditionals, *a* and *b* are first compared. If the indicated relation is true (*a* greater than *b* , *a* less than *b* , *a* greater than or equal to *b* , *a* less than or equal to *b* , *a* equal to *b* , *a* not equal to *b*), then the conditional expression has the value of *v1* ; if the relation is false, the expression has the value of *v2* . (For convenience, a sole “=“ will function as “= =“.)

NB.: If *v1* or *v2* are expressions, these will be evaluated before the conditional is determined.

In terms of binding strength, all conditional operators (i.e. the relational operators (< , etc.), and ? , and :) are weaker than the arithmetic and logical operators (+ , - , * , / , & and ||).

These are *operators* not *opcodes* . Therefore, they can be used within orchestra statements, but do not form complete statements themselves.

Examples

Here is an example of the `>=` opcode. It uses the files *greaterequal.orc* and *greaterequal.sco*.

Example 1. Example of the `>=` opcode.

```
/* greaterequal.orc */
; Initialize the global variables.
sr = 44100
kr = 44100
ksmps = 1
nchnls = 1

; Instrument #1.
instr 1
; Get the 4th p-field from the score.
k1 = p4

; Is it greater than or equal to 3? (1 = true, 0 = false)
k2 = (p4 >= 3 ? 1 : 0)

; Print the values of k1 and k2.
printks "k1=%f, k2=%f\n", 1, k1, k2
endin
/* greaterequal.orc */

/* greaterequal.sco */
; Call Instrument #1 with a p4 = 2.
i 1 0 0.5 2
; Call Instrument #1 with a p4 = 3.
i 1 1 0.5 3
; Call Instrument #1 with a p4 = 4.
i 1 2 0.5 4
e
/* greaterequal.sco */
```

Its output should include lines like this:

```
k1 = 2.000000, k2 = 0.000000
k1 = 3.000000, k2 = 1.000000
k1 = 4.000000, k2 = 1.000000
```

See Also

`==`, `>`, `<=`, `<`, `!=`

Credits

Example written by Kevin Conder.

19.240. >

> – Determines if one value is greater than another.

Description

Determines if one value is greater than another.

Syntax

`(a > b ? v1 : v2)`

where *a*, *b*, *v1* and *v2* may be expressions, but *a*, *b* not audio-rate.

Performance

In the above conditionals, a and b are first compared. If the indicated relation is true (a greater than b , a less than b , a greater than or equal to b , a less than or equal to b , a equal to b , a not equal to b), then the conditional expression has the value of $v1$; if the relation is false, the expression has the value of $v2$. (For convenience, a sole “=” will function as “==”.)

NB.: If $v1$ or $v2$ are expressions, these will be evaluated before the conditional is determined.

In terms of binding strength, all conditional operators (i.e. the relational operators (<, etc.), and ?, and :) are weaker than the arithmetic and logical operators (+, -, *, /, & and ||).

These are *operators* not *opcodes*. Therefore, they can be used within orchestra statements, but do not form complete statements themselves.

Examples

Here is an example of the > opcode. It uses the files *greaterthan.orc* and *greaterthan.sco*.

Example 1. Example of the > opcode.

```
/* greaterthan.orc */
; Initialize the global variables.
sr = 44100
kr = 44100
ksmps = 1
nchnls = 1

; Instrument #1.
instr 1
; Get the 4th p-field from the score.
k1 = p4

; Is it greater than 3? (1 = true, 0 = false)
k2 = (p4 > 3 ? 1 : 0)

; Print the values of k1 and k2.
printks "k1=%f, k2=%f\n", 1, k1, k2
endin
/* greaterthan.orc */
```

```
/* greaterthan.sco */
; Call Instrument #1 with a p4 = 2.
i 1 0 0.5 2
; Call Instrument #1 with a p4 = 3.
i 1 1 0.5 3
; Call Instrument #1 with a p4 = 4.
i 1 2 0.5 4
e
/* greaterthan.sco */
```

Its output should include lines like this:

```
k1 = 2.000000, k2 = 0.000000
k1 = 3.000000, k2 = 0.000000
k1 = 4.000000, k2 = 1.000000
```

See Also

==, >=, <=, <, !=

Credits

Example written by Kevin Conder.

19.241. guiro

guiro – Semi-physical model of a guiro sound.

Description

guiro is a semi-physical model of a guiro sound. It is one of the PhISEM percussion opcodes. PhISEM (Physically Informed Stochastic Event Modeling) is an algorithmic approach for simulating collisions of multiple independent sound producing objects.

Syntax

ar **guiro** *kamp*, *idettack* [, *inum*] [, *idamp*] [, *imaxshake*] [, *ifreq*] [, *ifreq1*]

Initialization

idettack – period of time over which all sound is stopped

inum (optional) – The number of beads, teeth, bells, timbrels, etc. If zero, the default value is 128.

idamp (optional) – the damping factor of the instrument. *Not used*.

imaxshake (optional, default=0) – amount of energy to add back into the system. The value should be in range 0 to 1.

ifreq (optional) – the main resonant frequency. The default value is 2500.

ifreq1 (optional) – the first resonant frequency.

Performance

kamp – Amplitude of output. Note: As these instruments are stochastic, this is only an approximation.

Examples

Here is an example of the guiro opcode. It uses the files *guiro.orc* and *guiro.sco* .

Example 1. Example of the guiro opcode.

```
/* guiro.orc */
sr = 44100
kr = 4410
ksmps = 10
nchnls = 1

    instr 01 ;example of a guiro
a1 guiro p4, 0.01
    out a1
    endin
/* guiro.orc */

/* guiro.sco */
i1 0 1 20000
e
/* guiro.sco */
```

See Also

bamboo , *dripwater* , *sleighbells* , *tambourine*

Credits

Author: Perry Cook, part of the PhISEM (Physically Informed Stochastic Event Modeling) Adapted by John fitch
New in Csound version 4.07

Added notes by Rasmus Ekman on May 2002.

19.242. harmon

harmon – Analyze an audio input and generate harmonizing voices in synchrony.

Description

Analyze an audio input and generate harmonizing voices in synchrony.

Syntax

ar **harmon** asig, kestfrq, kmaxvar, kgenfreq1, kgenfreq2, imode, iminfrq, iprd

Initialization

imode – interpreting mode for the generating frequency inputs *kgenfreq1* , *kgenfreq2* . 0: input values are ratios with respect to the audio signal analyzed frequency. 1: input values are the actual requested frequencies in Hz.

iminfrq – the lowest expected frequency (in Hz) of the audio input. This parameter determines how much of the input is saved for the running analysis, and sets a lower bound on the internal pitch tracker.

iprd – period of analysis (in seconds). Since the internal pitch analysis can be time-consuming, the input is typically analyzed only each 20 to 50 milliseconds.

Performance

kestfrq – estimated frequency of the input.

kmaxvar – the maximum variance.

kgenfreq1 – the first generated frequency.

kgenfreq2 – the second generated frequency.

This unit is a harmonizer, able to provide up to two additional voices with the same amplitude and spectrum as the input. The input analysis is assisted by two things: an input estimated frequency *kestfrq* (in Hz), and a fractional maximum variance *kmaxvar* about that estimate which serves to limit the size of the search. Once the real input frequency is determined, the most recent pulse shape is used to generate the other voices at their requested frequencies.

The three frequency inputs can be derived in various ways from a score file or MIDI source. The first is the expected pitch, with a variance parameter allowing for inflections or inaccuracies; if the expected pitch is zero the harmonizer will be silent. The second and third pitches control the output frequencies; if either is zero the harmonizer will output only the non-zero request; if both are zero the harmonizer will be silent. When the requested frequency is higher than the input, the process requires additional computation due to overlapped output pulses. This is currently limited

for efficiency reasons, with the result that only one voice can be higher than the input at any one time.

This unit is useful for supplying a background chorus effect on demand, or for correcting the pitch of a faulty input vocal. There is essentially no delay between input and output. Output includes only the generated parts, and does not include the input.

Examples

Here is an example of the harmon opcode. It uses the files *harmon.orc* and *harmon.sco* .

Example 1. Example of the harmon opcode.

```
/* harmon.orc */
; Initialize the global variables.
sr = 44100
kr = 4410
ksmps = 10
nchnls = 1

; Instrument #1.
instr 1
; The frequency of the base note.
inote = 440

; Generate the base note.
avco vco 20000, inote, 1

kestfrq = inote
kmaxvar = 200

; Calculate frequencies 3 semitones above and
; below the base note.
kgenfreq1 = inote * semitone(3)
kgenfreq2 = inote * semitone(-3)

imode = 1
iminfrq = inote - 200
iprd = 0.1

; Generate the harmony notes.
a1 harmon avco, kestfrq, kmaxvar, kgenfreq1, kgenfreq2, \
      imode, iminfrq, iprd

out a1
endin
/* harmon.orc */
```

```
/* harmon.sco */
; Table #1, a sine wave.
f 1 0 16384 10 1

; Play Instrument #1 for two seconds.
i 1 0 2
e
/* harmon.sco */
```

Credits

Author: Barry L. Vercoe M.I.T., Cambridge, Mass 1997

Example written by Kevin Conder.

19.243. hetro

hetro – Decomposes an input soundfile into component sinusoids.

Description

Hetrodyne filter analysis for the Csound *adsyn* generator.

Syntax

csound -U hetro [flags] infilename outfilename

hetro [flags] infilename outfilename

Initialization

hetro takes an input soundfile, decomposes it into component sinusoids, and outputs a description of the components in the form of breakpoint amplitude and frequency tracks. Analysis is conditioned by the control flags below. A space is optional between flag and value.

-s srate – sampling rate of the audio input file. This will over-ride the srate of the soundfile header, which otherwise applies. If neither is present, the default is 10000. Note that for *adsyn* synthesis the srate of the source file and the generating orchestra need not be the same.

-c channel – channel number sought. The default is 1.

-b begin – beginning time (in seconds) of the audio segment to be analyzed. The default is 0.0

-d duration – duration (in seconds) of the audio segment to be analyzed. The default of 0.0 means to the end of the file. Maximum length is 32.766 seconds.

-f befreq – estimated starting frequency of the fundamental, necessary to initialize the filter analysis. The default is 100 (cps).

-h partials – number of harmonic partials sought in the audio file. Default is 10, maximum is a function of memory available.

-M maxamp – maximum amplitude summed across all concurrent tracks. The default is 32767.

-m minamp – amplitude threshold below which a single pair of amplitude/frequency tracks is considered dormant and will not contribute to output summation. Typical values: 128 (48 db down from full scale), 64 (54 db down), 32 (60 db down), 0 (no thresholding). The default threshold is 64 (54 db down).

-n brkpts – initial number of analysis breakpoints in each amplitude and frequency track, prior to thresholding (*-m*) and linear breakpoint consolidation. The initial points are spread evenly over the duration. The default is 256.

-l cutfreq – substitute a 3rd order Butterworth low-pass filter with cutoff frequency *cutfreq* (in Hz), in place of the default averaging comb filter. The default is 0 (don't use).

Performance

As of Csound 4.08, *hetro* can write SDIF output files if the output file name ends with “.sdif”. See the *sdif2ad utility* for more information about the Csound's SDIF support.

Examples

```
hetro
-s44100 -b.5 -d2.5 -h16 -M24000 audiofile.test adsynfile7
```

This will analyze 2.5 seconds of channel 1 of a file “audiofile.test”, recorded at 44.1 kHz, beginning .5 seconds from the start, and place the result in a file “adsynfile7”. We request just the first 16

harmonics of the sound, with 256 initial breakpoint values per amplitude or frequency track, and a peak summation amplitude of 24000. The fundamental is estimated to begin at 100 Hz. Amplitude thresholding is at 54 db down.

The Butterworth LPF is not enabled.

File Format

The output file contains time-sequenced amplitude and frequency values for each partial of an additive complex audio source. The information is in the form of breakpoints (time, value, time, value, ...) using 16-bit integers in the range 0 - 32767. Time is given in milliseconds, and frequency in Hertz (cps). The breakpoint data is exclusively non-negative, and the values -1 and -2 uniquely signify the start of new amplitude and frequency tracks. A track is terminated by the value 32767. Before being written out, each track is data-reduced by amplitude thresholding and linear breakpoint consolidation.

A component partial is defined by two breakpoint sets: an amplitude set, and a frequency set. Within a composite file these sets may appear in any order (amplitude, frequency, amplitude ...; or amplitude, amplitude..., then frequency, frequency,...). During *adsyn* resynthesis the sets are automatically paired (amplitude, frequency) from the order in which they were found. There should be an equal number of each.

A legal *adsyn* control file could have following format:

```
-1 time1 value1 ... timeK valueK 32767 ; amplitude breakpoints for partial 1
-2 time1 value1 ... timeL valueL 32767 ; frequency breakpoints for partial 1
-1 time1 value1 ... timeM valueM 32767 ; amplitude breakpoints for partial 2
-2 time1 value1 ... timeN valueN 32767 ; frequency breakpoints for partial 2
-2 time1 value1 .....
-2 time1 value1 ..... ; pairable tracks for partials 3 and 4
-1 time1 value1 .....
-1 time2 value1 .....
```

Credits

October 2002. Thanks to Rasmus Ekman, added a note about the SDIF format.

19.244. *hilbert*

hilbert – A Hilbert transformer.

Description

An IIR implementation of a Hilbert transformer.

Syntax

ar1, *ar2* **hilbert** *asig*

Performance

asig – input signal

ar1 – cosine output of *asig*

ar2 – sine output of *asig*

hilbert is an IIR filter based implementation of a broad-band 90 degree phase difference network. The input to *hilbert* is an audio signal, with a frequency range from 15 Hz to 15 kHz. The outputs of *hilbert* have an identical frequency response to the input (i.e. they sound the same), but the two outputs have a constant phase difference of 90 degrees, plus or minus some small amount of error, throughout the entire frequency range. The outputs are in quadrature.

hilbert is useful in the implementation of many digital signal processing techniques that require a signal in phase quadrature. *ar1* corresponds to the cosine output of *hilbert*, while *ar2* corresponds to the sine output. The two outputs have a constant phase difference throughout the audio range that corresponds to the phase relationship between cosine and sine waves.

Internally, *hilbert* is based on two parallel 6th-order allpass filters. Each allpass filter implements a phase lag that increases with frequency; the difference between the phase lags of the parallel allpass filters at any given point is approximately 90 degrees.

Unlike an FIR-based Hilbert transformer, the output of *hilbert* does not have a linear phase response. However, the IIR structure used in *hilbert* is far more efficient to compute, and the nonlinear phase response can be used in the creation of interesting audio effects, as in the second example below.

Examples

The first example implements frequency shifting, or single sideband amplitude modulation. Frequency shifting is similar to ring modulation, except the upper and lower sidebands are separated into individual outputs. By using only one of the outputs, the input signal can be “detuned,” where the harmonic components of the signal are shifted out of harmonic alignment with each other, e.g. a signal with harmonics at 100, 200, 300, 400 and 500 Hz, shifted up by 50 Hz, will have harmonics at 150, 250, 350, 450, and 550 Hz.

Here is the first example of the *hilbert* opcode. It uses the files *hilbert.orc*, *hilbert.sco*, and *mary.wav*.

Example 1. Example of the *hilbert* opcode implementing frequency shifting.

```
/* hilbert.orc */
sr = 44100
kr = 4410
ksmps = 10
nchnls = 1

instr 1
  idur = p3
  ; Initial amount of frequency shift.
  ; It can be positive or negative.
  ibegshift = p4
  ; Final amount of frequency shift.
  ; It can be positive or negative.
  iendshift = p5

  ; A simple envelope for determining the
  ; amount of frequency shift.
  kfreq linseg ibegshift, idur, iendshift

  ; Use the sound of your choice.
  ain soundin "mary.wav"

  ; Phase quadrature output derived from input signal.
  areal, aimag hilbert ain

  ; Quadrature oscillator.
  asin oscili 1, kfreq, 1
  acos oscili 1, kfreq, 1, .25

  ; Use a trigonometric identity.
  ; See the references for further details.
  amod1 = areal * acos
  amod2 = aimag * asin

  ; Both sum and difference frequencies can be
  ; output at once.
```

```

; aupshift corresponds to the sum frequencies.
aupshift = (amod1 + amod2) * 0.7
; adownshift corresponds to the difference frequencies.
adownshift = (amod1 - amod2) * 0.7

; Notice that the adding of the two together is
; identical to the output of ring modulation.

out aupshift
endin
/* hilbert.orc */

```

```

/* hilbert.sco */
; Sine table for quadrature oscillator.
f 1 0 16384 10 1

; Starting with no shift, ending with all
; frequencies shifted up by 200 Hz.
i 1 0 2 0 200

; Starting with no shift, ending with all
; frequencies shifted down by 200 Hz.
i 1 2 2 0 -200
e
/* hilbert.sco */

```

The second example is a variation of the first, but with the output being fed back into the input. With very small shift amounts (i.e. between 0 and +6 Hz), the result is a sound that has been described as a “barberpole phaser” or “Shepard tone phase shifter.” Several notches appear in the spectrum, and are constantly swept in the direction opposite that of the shift, producing a filtering effect that is reminiscent of Risset’s “endless glissando”.

Here is the second example of the hilbert opcode. It uses the files *hilbert_barberpole.orc*, *hilbert_barberpole.sco*, and *mary.wav*.

Example 2. Example of the hilbert opcode sounding like a “barberpole phaser”.

```

/* hilbert_barberpole.orc */
; Initialize the global variables.
sr = 44100
; kr must equal sr for the barberpole effect to work.
kr = 44100
ksmps = 1
nchnls = 2

; Instrument #1
instr 1
idur = p3
ibegshift = p4
iendshift = p5

; sawtooth wave, not bandlimited
asaw phasor 100
; add offset to center phasor amplitude between -.5 and .5
asaw = asaw - .5
; sawtooth wave, with amplitude of 10000
ain = asaw * 20000

; The envelope of the frequency shift.
kfreq linseg ibegshift, idur, iendshift

; Phase quadrature output derived from input signal.
areal, aimag hilbert ain

; The quadrature oscillator.
asin oscili 1, kfreq, 1
acos oscili 1, kfreq, 1, .25

; Based on trigonometric identities.
amod1 = areal * acos
amod2 = aimag * asin

; Calculate the up-shift and down-shift.
aupshift = (amod1 + amod2) * 0.7
adownshift = (amod1 - amod2) * 0.7

; Mix in the original signal to achieve the barberpole effect.
amix1 = aupshift + ain
amix2 = adownshift + ain

```

19. Orchestra Opcodes and Operators

```
; Make sure the output doesn't get louder than the original signal.
aout1 balance amix1, ain
aout2 balance amix2, ain

outs aout1, aout2
endin
/*_hilbert_barberpole.orc_*/
```

```
/*_hilbert_barberpole.sco_*/
; Table 1: A sine wave for the quadrature oscillator.
f 1 0 16384 10 1

; The score.
; p4 = frequency shifter, starting frequency.
; p5 = frequency shifter, ending frequency.
i 1 0 6 -10 10
e
/*_hilbert_barberpole.sco_*/
```

Technical History

The use of phase-difference networks in frequency shifters was pioneered by Harald Bode.¹ Bode and Bob Moog provide an excellent description of the implementation and use of a frequency shifter in the analog realm in;² this would be an excellent first source for those that wish to explore the possibilities of single sideband modulation. Bernie Hutchins provides more applications of the frequency shifter, as well as a detailed technical analysis.³ A recent paper by Scott Wardle⁴ describes a digital implementation of a frequency shifter, as well as some unique applications.

References

1. H. Bode, “Solid State Audio Frequency Spectrum Shifter.” AES Preprint No. 395 (1965).
2. H. Bode and R.A. Moog, “A High-Accuracy Frequency Shifter for Professional Audio Applications.” *Journal of the Audio Engineering Society*, July/August 1972, vol. 20, no. 6, p. 453.
3. B. Hutchins. *Musical Engineer’s Handbook* (Ithaca, NY: Electronotes, 1975), ch. 6a.
4. S. Wardle, “A Hilbert-Transformer Frequency Shifter for Audio.” Available online at <http://www.iva.upf.es/dafx98/papers/>.

Credits

Author: Sean Costello Seattle, Washington 1999

New in Csound version 3.55

The examples were updated April 2002. Thanks go to Sean Costello for fixing the barberpole example.

19.245. hrtfer

hrtfer – Creates 3D audio for two speakers.

Description

Output is binaural (headphone) 3D audio.

Syntax

`aleft, aright hrtfer asig, kaz, kelev, "HRTFcompact"`

Initialization

kAz – azimuth value in degrees. Positive values represent position on the right, negative values are positions on the left.

kElev – elevation value in degrees. Positive values represent position above horizontal, negative values are positions below horizontal.

At present, the only file which can be used with *hrtfer* is *HRTFcompact*. It must be passed to the opcode as the last argument within quotes as shown above.

HRTFcompact may also be obtained via anonymous ftp from: <ftp://ftp.cs.bath.ac.uk/pub/dream/utilities/Analysis/HRTFcompact>

Performance

These unit generators place a mono input signal in a virtual 3D space around the listener by convolving the input with the appropriate HRTF data specified by the opcode's azimuth and elevation values. *hrtfer* allows these values to be k-values, allowing for dynamic spatialization. *hrtfer* can only place the input at the requested position because the HRTF is loaded in at i-time (remember that currently, CSound has a limit of 20 files it can hold in memory, otherwise it causes a segmentation fault). The output will need to be scaled either by using *balance* or by multiplying the output by some scaling constant.

Note

The sampling rate of the orchestra must be 44.1kHz. This is because 44.1kHz is the sampling rate at which

Examples

Here is an example of the *hrtfer* opcode. It uses the files *hrtfer.orc*, *hrtfer.sco*, *HRTFcompact*, and *beats.wav*.

Example 1. Example of the *hrtfer* opcode.

```
/* hrtfer.orc */
; Initialize the global variables.
sr = 44100
kr = 4410
ksmps = 10
nchnls = 2

instr 1
  kaz      linseg 0, p3, -360 ; move the sound in circle
  kel      linseg -40, p3, 45 ; around the listener, changing
                        ; elevation as its turning

  asrc     soundin "beats.wav"
  aleft,aright hrtfer asrc, kaz, kel, "HRTFcompact"
  aleftscale = aleft * 200
  arightscale = aright * 200

  outs    aleftscale, arightscale
endin
/* hrtfer.orc */
```

```
/* hrtfer.sco */
i 1 0 2
e
/* hrtfer.sco */
```

Credits

Authors: Eli Breder and David MacIntyre Montreal 1996

Fixed the example thanks to a message from Istvan Varga.

19.246. **hsboscil**

hsboscil – An oscillator which takes tonality and brightness as arguments.

Description

An oscillator which takes tonality and brightness as arguments, relative to a base frequency.

Syntax

ar **hsboscil** *kamp*, *ktone*, *kbrite*, *ibasfreq*, *iwfn*, *ioctfn* [, *ioctcnt*] [, *iphs*]

Initialization

ibasfreq – base frequency to which tonality and brightness are relative

iwfn – function table of the waveform, usually a sine

ioctfn – function table used for weighting the octaves, usually something like:

```
f1 0 1024 -19 1 0.5 270 0.5
```

ioctcnt (optional) – number of octaves used for brightness blending. Must be in the range 2 to 10. Default is 3.

iphs (optional, default=0) – initial phase of the oscillator. If *iphs* = -1, initialization is skipped.

Performance

kamp – amplitude of note

ktone – cyclic tonality parameter relative to *ibasfreq* in logarithmic octave, range 0 to 1, values > 1 can be used, and are internally reduced to *frac* (*ktone*).

kbrite – brightness parameter relative to *ibasfreq* , achieved by weighting *ioctcnt* octaves. It is scaled in such a way, that a value of 0 corresponds to the original value of *ibasfreq* , 1 corresponds to one octave above *ibasfreq* , -2 corresponds to two octaves below *ibasfreq* , etc. *kbrite* may be fractional.

hsboscil takes tonality and brightness as arguments, relative to a base frequency (*ibasfreq*). Tonality is a cyclic parameter in the logarithmic octave, brightness is realized by mixing multiple weighted octaves. It is useful when tone space is understood in a concept of polar coordinates.

Making *ktone* a line, and *kbrite* a constant, produces Risset's glissando.

Oscillator table *iwfn* is always read interpolated. Performance time requires about *ioctcnt* * *oscili*

Examples

Here is an example of the hsboscil opcode. It uses the files *hsboscil.orc* and *hsboscil.sco*.

Example 1. Example of the hsboscil opcode.

```

/* hsboscil.orc */
; Initialize the global variables.
sr = 44100
kr = 4410
ksmps = 10
nchnls = 1

; synth waveform
giwave ftgen 1, 0, 1024, 10, 1, 1, 1, 1
; blending window
giblend ftgen 2, 0, 1024, -19, 1, 0.5, 270, 0.5

; Instrument #1 - produces Risset's glissando.
instr 1
  ukamp = 10000
  ukbrite = 0.5
  uibasfreq = 200
  uiocctcnt = 5

  ; Change ktone linearly from 0 to 1,
  ; over the period defined by p3.
  uktone line 0, p3, 1

  a1 hsboscil ukamp, ktone, kbrite, ibasfreq, giwave, giblend, iocctcnt
  out a1
endin
/* hsboscil.orc */

/* hsboscil.sco */
; Play Instrument #1 for ten seconds.
i 1 0 10
e
/* hsboscil.sco */

```

Here is an example of the hsboscil opcode in a MIDI instrument. It uses the files *hsboscil_midi.orc* and *hsboscil_midi.sco*.

Example 2. Example of the hsboscil opcode in a MIDI instrument.

```

/* hsboscil_midi.orc */
; Initialize the global variables.
sr = 44100
kr = 4410
ksmps = 10
nchnls = 1

; synth waveform
giwave ftgen 1, 0, 1024, 10, 1, 1, 1, 1
; blending window
giblend ftgen 2, 0, 1024, -19, 1, 0.5, 270, 0.5

; Instrument #1 - use hsboscil in a MIDI instrument.
instr 1
  ibase = cpsoct(6)
  iocctcnt = 5

  ; all octaves sound alike.
  itona octmidi
  ; velocity is mapped to brightness
  ibrite ampmidi 3

  ; Map an exponential envelope for the amplitude.
  kenv expon 20000, 1, 100

  asig hsboscil kenv, itona, ibrite, ibase, giwave, giblend, iocctcnt
  out asig
endin
/* hsboscil_midi.orc */

/* hsboscil_midi.sco */
; Play Instrument #1 for ten minutes
i 1 0 6000
e
/* hsboscil_midi.sco */

```

Credits

Author: Peter Neubäcker Munich, Germany August, 1999
New in Csound version 3.58

19.247. **ibetarand**

ibetarand – Deprecated.

Description

Deprecated as of version 3.49. Use the *betarand* opcode instead.

19.248. **ibexprnd**

ibexprnd – Deprecated.

Description

Deprecated as of version 3.49. Use the *bexprnd* opcode instead.

19.249. **icauchy**

icauchy – Deprecated.

Description

Deprecated as of version 3.49. Use the *cauchy* opcode instead.

19.250. **ictrl14**

ictrl14 – Deprecated.

Description

Deprecated as of version 3.52. Use the *ctrl14* opcode instead.

19.251. **ictrl21**

ictrl21 – Deprecated.

Description

Deprecated as of version 3.52. Use the *ctrl21* opcode instead.

19.252. *ictrl7*

ictrl7 – Deprecated.

Description

Deprecated as of version 3.52. Use the *ctrl7* opcode instead.

19.253. *iexprand*

iexprand – Deprecated.

Description

Deprecated as of version 3.49. Use the *exprand* opcode instead.

19.254. *if*

if – Branches conditionally at initialization or during performance time.

Description

if...igoto – conditional branch at initialization time, depending on the truth value of the logical expression *ia R ib* . The branch is taken only if the result is true.

if...kgoto – conditional branch during performance time, depending on the truth value of the logical expression *ka R kb* . The branch is taken only if the result is true.

if...goto – combination of the above. Condition tested on every pass.

if...then – allows the ability to specify conditional *if /else /endif* blocks. All *if...then* blocks must end with an *endif* statement. *elseif* and *else* statements are optional. Any number of *elseif* statements are allowed. Only one *else* statement may occur and it must be the last conditional statement before the *endif* statement. Nested *if...then* blocks are allowed.

Note

Note that if the condition uses a k-rate variable (for instance, “if *kval* > 0”), the *if...goto* or *if...then* stat

Syntax

if *ia R ib* **igoto** *label*

if *ka R kb* **kgoto** *label*

if *ia R ib* **goto** *label*

if *xa R xb* **then**

where *label* is in the same instrument block and is not an expression, and where *R* is one of the Relational operators (< , = , <= , == , !=) (and = for convenience, see also under *Conditional Values*).

Examples

Here is an example of the `if...igoto` combination. It uses the files `igoto.orc` and `igoto.sco`.

Example 1. Example of the `if...igoto` combination.

```
/* igoto.orc */
; Initialize the global variables.
sr = 44100
kr = 4410
ksmps = 10
nchnls = 1

; Instrument #1.
instr 1
; Get the value of the 4th p-field from the score.
iparam = p4

; If iparam is 1 then play the high note.
; If not then play the low note.
if (iparam == 1) igoto highnote
igoto lownote

highnote:
ifreq = 880
goto playit

lownote:
ifreq = 440
goto playit

playit:
; Print the values of iparam and ifreq.
print iparam
print ifreq

a1 oscil 10000, ifreq, 1
out a1
endin
/* igoto.orc */
```

```
/* igoto.sco */
; Table #1: a simple sine wave.
f 1 0 32768 10 1

; p4: 1 = high note, anything else = low note
; Play Instrument #1 for one second, a low note.
i 1 0 1 0
; Play a Instrument #1 for one second, a high note.
i 1 1 1 1
e
/* igoto.sco */
```

Its output should include lines like this:

```
instr 1: iparam = 0.000
instr 1: ifreq = 440.000
instr 1: iparam = 1.000
instr 1: ifreq = 880.000
```

Here is an example of the `if...kgoto` combination. It uses the files `kgoto.orc` and `kgoto.sco`.

Example 2. Example of the `if...kgoto` combination.

```
/* kgoto.orc */
; Initialize the global variables.
sr = 44100
kr = 4410
ksmps = 10
nchnls = 1

; Instrument #1.
instr 1
; Change kval linearly from 0 to 2 over
; the period set by the third p-field.
kval line 0, p3, 2

; If kval is greater than or equal to 1 then play the high note.
; If not then play the low note.
if (kval >= 1) kgoto highnote
kgoto lownote
```

```

highnote:
  kfreq = 880
  goto playit

lownote:
  kfreq = 440
  goto playit

playit:
  ; Print the values of kval and kfreq.
  printks "kval=%f, kfreq=%f\n", kval, kfreq

  a1 oscil 10000, kfreq, 1
  out a1
endin
/* kgoto.orc */

```

```

/* kgoto.sco */
; Table #1: a simple sine wave.
f 1 0 32768 10 1

; Play Instrument #1 for two seconds.
i 1 0 2
e
/* kgoto.sco */

```

Its output should include lines like this:

```

kval = 0.000000, kfreq = 440.000000
kval = 0.999732, kfreq = 440.000000
kval = 1.999639, kfreq = 880.000000

```

Examples

Here is an example of the if...then combo. It uses the files *ifthen.orc* and *ifthen.sco*.

Example 3. Example of the if...then combo.

```

/* ifthen.orc */
sr = 44100
kr = 4410
ksmps = 10
nchnls = 1

; Instrument #1.
instr 1
  ; Get the note value from the fourth p-field.
  knote = p4

  ; Does the user want a low note?
  if (knote == 0) then
    kcps = 220
  ; Does the user want a middle note?
  elseif (knote == 1) then
    kcps = 440
  ; Does the user want a high note?
  elseif (knote == 2) then
    kcps = 880
  endif

  ; Create the note.
  kamp init 25000
  ifn = 1
  a1 oscili kamp, kcps, ifn

  out a1
endin
/* ifthen.orc */

```

```

/* ifthen.sco */
; Table #1, a sine wave.
f 1 0 16384 10 1

; p4: 0=low note, 1=middle note, 2=high note.
; Play Instrument #1 for one second, low note.
i 1 0 1 0
; Play Instrument #1 for one second, middle note.

```

19. Orchestra Opcodes and Operators

```
i 1 1 1 1
; Play Instrument #1 for one second, high note.
i 1 2 1 2
e
/* ifthen.sco */
```

See Also

elseif , *else* , *endif* , *goto* , *igoto* , *kgoto* , *tigoto* , *timeout*

Credits

Examples written by Kevin Conder.

Added a note by Jim Aikin.

February 2004. Added a note by Matt Ingalls.

19.255. igauss

igauss – Deprecated.

Description

Deprecated as of version 3.49. Use the *gauss* opcode instead.

19.256. igoto

igoto – Transfer control during the i-time pass.

Description

During the i-time pass only, unconditionally transfer control to the statement labeled by *label* .

Syntax

igoto label

where *label* is in the same instrument block and is not an expression, and where *R* is one of the Relational operators (*<* , *=* , *<=* , *==* , *!=*) (and *=* for convenience, see also under *Conditional Values*).

Examples

Here is an example of the *igoto* opcode. It uses the files *igoto.orc* and *igoto.sco* .

Example 1. Example of the *igoto* opcode.

```
/* igoto.orc */
; Initialize the global variables.
sr = 44100
kr = 4410
ksmps = 10
```



```

nchnls = 1
; Instrument #1.
instr 1
; Get the value of the 4th p-field from the score.
iparam = p4

; If iparam is 1 then play the high note.
; If not then play the low note.
if (iparam == 1) igoto highnote
    igoto lownote

highnote:
    ifreq = 880
    goto playit

lownote:
    ifreq = 440
    goto playit

playit:
; Print the values of iparam and ifreq.
print iparam
print ifreq

    a1 oscil 10000, ifreq, 1
    out a1
endin
/* igoto.orc */

```

```

/* igoto.sco */
; Table #1: a simple sine wave.
f 1 0 32768 10 1

; p4: 1 = high note, anything else = low note
; Play Instrument #1 for one second, a low note.
i 1 0 1 0
; Play a Instrument #1 for one second, a high note.
i 1 1 1 1
e
/* igoto.sco */

```

Its output should include lines like this:

```

instr 1: iparam = 0.000
instr 1: ifreq = 440.000
instr 1: iparam = 1.000
instr 1: ifreq = 880.000

```

See Also

eggoto , *cigoto* , *ckgoto* , *goto* , *if* , *kgoto* , *rigoto* , *tigoto* , *timeout*

Credits

Example written by Kevin Conder.

Added a note by Jim Aikin.

19.257. ihold

ihold – Creates a held note.

Description

Causes a finite-duration note to become a “held” note

Syntax

ihold

Performance

ihold – this i-time statement causes a finite-duration note to become a “held” note. It thus has the same effect as a negative p3 (see score *i Statement*), except that p3 here remains positive and the instrument reclassifies itself to being held indefinitely. The note can be turned off explicitly with *turnoff* , or its space taken over by another note of the same instrument number (i.e. it is tied into that note). Effective at i-time only; no-op during a *reinit* pass.

Examples

Here is an example of the *ihold* opcode. It uses the files *ihold.orc* and *ihold.sco* .

Example 1. Example of the *ihold* opcode.

```
/* ihold.orc */
; Initialize the global variables.
sr = 44100
kr = 4410
ksmps = 10
nchnls = 1

; Instrument #1.
instr 1
; A simple oscillator with its note held indefinitely.
a1 oscil 10000, 440, 1
ihold

; If p4 equals 0, turn the note off.
if (p4 == 0) kgoto offnow
kgoto playit

offnow:
; Turn the note off now.
turnoff

playit:
; Play the note.
out a1
endin
/* ihold.orc */
```

```
/* ihold.sco */
; Table #1: an ordinary sine wave.
f 1 0 32768 10 1

; p4 = turn the note off (if it is equal to 0).
; Start playing Instrument #1.
i 1 0 1 1
; Turn Instrument #1 off after 3 seconds.
i 1 3 1 0
e
/* ihold.sco */
```

See Also

i Statement , *turnoff*

Credits

Example written by Kevin Conder.

19.258. **ilinrand**

ilinrand – Deprecated.

Description

Deprecated as of version 3.49. Use the *linrand* opcode instead.

19.259. **imidic14**

imidic14 – Deprecated.

Description

Deprecated as of version 3.52. Use the *midic14* opcode instead.

19.260. **imidic21**

imidic21 – Deprecated.

Description

Deprecated as of version 3.52. Use the *midic21* opcode instead.

19.261. **imidic7**

imidic7 – Deprecated.

Description

Deprecated as of version 3.52. Use the *midic7* opcode instead.

19.262. **in**

in – Reads mono audio data from an external device or stream.

Description

Reads mono audio data from an external device or stream.

Syntax

ar1 **in**

Performance

Reads mono audio data from an external device or stream. If the command-line *-i* flag is set, sound is read continuously from the audio input stream (e.g. *stdin* or a soundfile) into an internal buffer. Any number of these opcodes can read freely from this buffer.

See Also

diskin , *inh* , *ino* , *inq* , *ins* , *soundin*

Credits

Authors: Barry L. Vercoe, Matt Ingalls/Mike Berry MIT, Mills College 1993-1997

19.263. in32

in32 – Reads a 32-channel audio signal from an external device or stream.

Description

Reads a 32-channel audio signal from an external device or stream.

Syntax

ar1, *ar2*, *ar3*, *ar4*, *ar5*, *ar6*, *ar7*, *ar8*, *ar9*, *ar10*, *ar11*, *ar12*, *ar13*, *ar14*, *ar15*, *ar16*, *ar17*, *ar18*, *ar19*, *ar20*, *ar21*, *ar22*, *ar23*, *ar24*, *ar25*, *ar26*, *ar27*, *ar28*, *ar29*, *ar30*, *ar31*, *ar32* **in32**

Performance

in32 reads a 32-channel audio signal from an external device or stream. If the command-line *-i* flag is set, sound is read continuously from the audio input stream (e.g. *stdin* or a soundfile) into an internal buffer.

Credits

inch , *inx* , *inz*

Credits

Author: John ffitch University of Bath/Codemist Ltd. Bath, UK May 2000
New in Csound Version 4.07

19.264. inch

inch – Reads from a numbered channel in an external audio signal or stream.

Description

Reads from a numbered channel in an external audio signal or stream.

Syntax

ar1 **inch** ksig1

Performance

inch reads from a numbered channel determined by *ksig1* into *a1* . If the command-line *-i* flag is set, sound is read continuously from the audio input stream (e.g. *stdin* or a soundfile) into an internal buffer.

Credits

in32 , *inx* , *inz*

Credits

Author: John fitch University of Bath/Codemist Ltd. Bath, UK May 2000
New in Csound Version 4.07

19.265. #include

#include – Includes an external file for processing.

Description

Includes an external file for processing.

Syntax

#include “filename”

Performance

It is sometimes convenient to have the orchestra arranged in a number of files, for example with each instrument in a separate file. This style is supported by the *#include* facility which is part of the macro system. A line containing the text

```
#include "filename"
```

where the character “ can be replaced by any suitable character. For most uses the double quote symbol will probably be the most convenient. The file name can include a full path.

This takes input from the named file until it ends, when input reverts to the previous input. There is currently a limit of 20 on the depth of included files and macros.

19. Orchestra Opcodes and Operators

Another suggested use of *#include* would be to define a set of macros which are part of the composer's style.

An extreme form would be to have each instrument defines as a macro, with the instrument number as a parameter. Then an entire orchestra could be constructed from a number of *#include* statements followed by macro calls.

```
#include
"clarinet"
#include
"flute"
#include
"bassoon"
$CLARINET(1)
$FLUTE(2)
$BASSOON(3)
```

It must be stressed that these changes are at the textual level and so take no cognizance of any meaning.

Examples

Here is an example of the include opcode. It uses the files *include.orc* , *include.sco* , and *table1.inc* .

Example 1. Example of the include opcode.

```
/* include.orc */
sr = 44100
kr = 4410
ksmps = 10
nchnls = 1

; Instrument #1 - a basic oscillator.
instr 1
  kamp = 10000
  kcps = 440
  ifn = 1

  a1 oscil kamp, kcps, ifn
  out a1
endin
/* include.orc */
```

```
/* table1.inc */
; Table #1, a sine wave.
f 1 0 16384 10 1
/* table1.inc */
```

```
/* include.sco */
; Include the file for Table #1.
#include "table1.inc"

; Play Instrument #1 for 2 seconds.
i 1 0 2
e
/* include.sco */
```

Credits

Author: John ffitch University of Bath/Codemist Ltd. Bath, UK April 1998

Example written by Kevin Conder.

New in Csound version 3.48

19.266. inh

inh – Reads six-channel audio data from an external device or stream.

Description

Reads six-channel audio data from an external device or stream.

Syntax

ar1, ar2, ar3, ar4, ar5, ar6 **inh**

Performance

Reads six-channel audio data from an external device or stream. If the command-line *-i* flag is set, sound is read continuously from the audio input stream (e.g. *stdin* or a soundfile) into an internal buffer. Any number of these opcodes can read freely from this buffer.

See Also

diskin , *in* , *ino* , *inq* , *ins* , *soundin*

Credits

Authors: Barry L. Vercoe, Matt Ingalls/Mike Berry MIT, Mills College 1993-1997

19.267. *init*

init – Puts the value of the i-time expression into a k- or a-rate variable.

Syntax

ar **init** *iarg*

ir **init** *iarg*

kr **init** *iarg*

Description

Put the value of the i-time expression into a k- or a-rate variable.

Initialization

Puts the value of the i-time expression *iarg* into a k- or a-rate variable, i.e., initialize the result. Note that *init* provides the only case of an init-time statement being permitted to write into a perf-time (k- or a-rate) result cell; the statement has no effect at perf-time.

See Also

= , *divz* , *tival*

19.268. **initc14**

initc14 – Initializes the controllers used to create a 14-bit MIDI value.

Description

Initializes the controllers used to create a 14-bit MIDI value.

Syntax

initc14 *ichan*, *ictlno1*, *ictlno2*, *ivalue*

Initialization

ichan – MIDI channel (1-16)

ictlno1 – most significant byte controller number (0-127)

ictlno2 – least significant byte controller number (0-127)

ivalue – floating point value (must be within 0 to 1)

Performance

initc14 can be used together with both *midic14* and *ctrl14* opcodes for initializing the first controller's value. *ivalue* argument must be set with a number within 0 to 1. An error occurs if it is not. Use the following formula to set *ivalue* according with *midic14* and *ctrl14* min and max range:

$$\text{ivalue} = (\text{initial_value} - \text{min}) / (\text{max} - \text{min})$$

See Also

ctrl7 , *ctrl14* , *ctrl21* , *ctrlinit* , *initc7* , *initc21* , *midic7* , *midic14* , *midic21*

Credits

Author: Gabriel Maldonado Italy

New in Csound version 3.47

Thanks goes to Rasmus Ekman for pointing out the correct MIDI channel and controller number ranges.

19.269. **initc21**

initc21 – Initializes the controllers used to create a 21-bit MIDI value.

Description

Initializes MIDI controller *ictlno* with *ivalue*

Syntax

initc21 *ichan*, *ictlno1*, *ictlno2*, *ictlno3*, *ivalue*

Initialization

ichan – MIDI channel (1-16)

ictlno1 – most significant byte controller number (0-127)

ictlno2 – medium significant byte controller number (0-127)

ictlno3 – least significant byte controller number (0-127)

ivalue – floating point value (must be within 0 to 1)

Performance

initc21 can be used together with both *midic21* and *ctrl21* opcodes for initializing the first controller's value. *ivalue* argument must be set with a number within 0 to 1. An error occurs if it is not. Use the following formula to set *ivalue* according with *midic21* and *ctrl21* min and max range:

$$\text{ivalue} = (\text{initial_value} - \text{min}) / (\text{max} - \text{min})$$

See Also

ctrl7 , *ctrl14* , *ctrl21* , *ctrlinit* , *initc7* , *initc14* , *midic7* , *midic14* , *midic21*

Credits

Author: Gabriel Maldonado Italy

New in Csound version 3.47

Thanks goes to Rasmus Ekman for pointing out the correct MIDI channel and controller number ranges.

19.270. *initc7*

initc7 – Initializes the controller used to create a 7-bit MIDI value.

Description

Initializes MIDI controller *ictlno* with *ivalue*

Syntax

initc7 *ichan*, *ictlno*, *ivalue*

Initialization

ichan – MIDI channel (1-16)

ictlno – controller number (0-127)

ivalue – floating point value (must be within 0 to 1)

Performance

initc7 can be used together with both *midic7* and *ctrl7* opcodes for initializing the first controller's value. *ivalue* argument must be set with a number within 0 to 1. An error occurs if it is not. Use the following formula to set *ivalue* according with *midic7* and *ctrl7* min and max range:

$$\text{ivalue} = (\text{initial_value} - \text{min}) / (\text{max} - \text{min})$$

See Also

ctrl7 , *ctrl14* , *ctrl21* , *ctrlinit* , *initc14* , *initc21* , *midic7* , *midic14* , *midic21*

Credits

Author: Gabriel Maldonado Italy

New in Csound version 3.47

Thanks goes to Rasmus Ekman for pointing out the correct MIDI channel and controller number ranges.

19.271. ink

ink – Deprecated.

Description

Deprecated as of version 4.23. Use the *subinstr* opcode instead.

Credits

September 2003. Thanks to Matt Ingalls for pointing out this opcode is deprecated.

19.272. ino

ino – Reads eight-channel audio data from an external device or stream.

Description

Reads eight-channel audio data from an external device or stream.

Syntax

ar1, ar2, ar3, ar4, ar5, ar6, ar7, ar8 **ino**

Performance

Reads eight-channel audio data from an external device or stream. If the command-line *-i* flag is set, sound is read continuously from the audio input stream (e.g. *stdin* or a soundfile) into an internal buffer. Any number of these opcodes can read freely from this buffer.

See Also

diskin , *in* , *inh* , *inq* , *ins* , *soundin*

Credits

Authors: Barry L. Vercoe, Matt Ingalls/Mike Berry MIT, Mills College 1993-1997

19.273. *inq*

inq – Reads quad audio data from an external device or stream.

Description

Reads quad audio data from an external device or stream.

Syntax

ar1, ar2, ar3, a4 **inq**

Performance

Reads quad audio data from an external device or stream. If the command-line *-i* flag is set, sound is read continuously from the audio input stream (e.g. *stdin* or a soundfile) into an internal buffer. Any number of these opcodes can read freely from this buffer.

See Also

diskin , *in* , *inh* , *ino* , *ins* , *soundin*

Credits

Authors: Barry L. Vercoe, Matt Ingalls/Mike Berry MIT, Mills College 1993-1997

19.274. *ins*

ins – Reads stereo audio data from an external device or stream.

Description

Reads stereo audio data from an external device or stream.

Syntax

ar1, ar2 **ins**

Performance

Reads stereo audio data from an external device or stream. If the command-line *-i* flag is set, sound is read continuously from the audio input stream (e.g. *stdin* or a soundfile) into an internal buffer. Any number of these opcodes can read freely from this buffer.

See Also

diskin , *in* , *inh* , *ino* , *inq* , *soundin*

Credits

Authors: Barry L. Vercoe, Matt Ingalls/Mike Berry MIT, Mills College 1993-1997

19.275. instimek

instimek – Deprecated.

Description

Deprecated as of version 3.62. Use the *timeinstk* opcode instead.

Credits

David M. Boothe originally pointed out this deprecated name.

19.276. instimes

instimes – Deprecated.

Description

Deprecated as of version 3.62. Use the *timeinsts* opcode instead.

Credits

David M. Boothe originally pointed out this deprecated name.

19.277. *instr*

instr – Starts an instrument block.

Description

Starts an instrument block.

Syntax

instr *i*, *j*, ...

Initialization

Starts an instrument block defining instruments *i*, *j*, ...

i, *j*, ... must be numbers, not expressions. Any positive integer is legal, and in any order, but excessively high numbers are best avoided.

Note

There may be any number of instrument blocks in an orchestra.

Instruments can be defined in any order (but they will always be both initialized and performed in ascending instrument number order). Instrument blocks cannot be nested (i.e. one block cannot contain another).

Performance

Calling an Instrument within an Instrument

You can call an instrument within an instrument as if it were an opcode either with the *subinstr* opcode or by specifying an instrument with a text name:

```
instr MyOscil
...
endin
```

If an instrument is defined with a name, you simply call it directly like an opcode:

```
asig MyOscil iamp, ipitch, iftable
```

By default, all output parameters correspond to the called instrument's output with the *signal output* opcodes. All input parameters are mapped to the called instrument's p-fields starting with the fourth one, p4. The values of the called instrument's second and third p-fields, p2 and p3, are automatically set to those of the calling instrument's.

A named instrument must be defined before any instrument that calls it. **Advanced Options**

You can optionally define an instrument's interface if you need to pass k-rate values, audio input, or greater than 8 audio output channels. The output and input types are specified after the instrument name, as a list of characters (0, a, i, k, or p):

```
instr name, outputlist, inputlist
```

For example, this instrument:

```
instr MyFilter, aak, aaki
...
endin
```

Specifies an instrument that outputs 2 a-rate signals and 1 k-rate signal. It takes 2 a-rate signals as input followed by a k-rate signal and an i-rate signal.

A call to this instrument would something like like:

```
asig1, asig2, k1 MyFilter aleft, aright, kfreq, ibw
```

The allowable character types are:

Table 1. Allowable Character Types

	CharacterSignalContext
0	Specifies no signal passed. Allowed with input and output. Cannot occur with other types.
a	a-rate signal. Allowed with
i	The <i>i</i> and <i>p</i> character types are mapped to p-fields as they occur in order starting with the fourth p-field, p4. The <i>a</i> and <i>k</i> character types are mapped in order of channels to be accessed with the <i>signal input</i> and <i>signal output</i> opcodes.
p	
k	

For example:

```
instr MyProcess 0, apaki
```

Defines an instrument with no output, 2 a-rate signal inputs (the first and third input parameters). The second input (“p”) is mapped to p4, which potentially changes every k-pass. The fourth input parameter is mapped to be retrieved with the *ink* opcode. The last input signal is mapped to p5, and will stay the same value during the instrument instance’s performance.

A call to this instrument would look something like:

```
MyProcess asig, kfreq, arefsig, kamp, imode
```

Accessing the data passed to the instrument would look something like:

```
instr MyProcess 0, apaki
  imode = p5

  asig, arefsig ins
  kamp ink

  ; p4 can change during performance
  printk .1, p4
endin
```

See *ink* / *outk* documentation for another example.

Hint

If you use the *inch*, *outc*, *outch*, etc. opcodes, you can create an instrument that will compile and function in

Examples

Here is an example of the *instr* opcode. It uses the files *instr.orc* and *instr.sco*.

Example 1. Example of the *instr* opcode.

```
/* instr.orc */
; Initialize the global variables.
sr = 44100
kr = 4410
ksmps = 10
nchnls = 1

; Instrument #1.
instr 1
  iamp = 10000
  icps = 440
  iphs = 0

  a1 oscils iamp, icps, iphs
  out a1
endin
/* instr.orc */
```

```

/* instr.sco */
; Play Instrument #1 for 2 seconds.
i 1 0 2
e
/* instr.sco */

```

See Also

endin , *ink* , *in* , *outk* , *out* , *substr*

Credits

Example written by Kevin Conder.

19.278. *int*

int – Extracts an integer from a decimal number.

Description

Returns the integer part of x .

Syntax

int (x) (init-rate or control-rate args only)

where the argument within the parentheses may be an expression. Value converters perform arithmetic translation from units of one kind to units of another. The result can then be a term in a further expression.

Examples

Here is an example of the *int* opcode. It uses the files *int.orc* and *int.sco* .

Example 1. Example of the *int* opcode.

```

/* int.orc */
; Initialize the global variables.
sr = 44100
kr = 4410
ksmps = 10
nchnls = 1

; Instrument #1.
instr 1
  i1 = 16 / 5
  i2 = int(i1)

  print i2
endin
/* int.orc */

/* int.sco */
; Play Instrument #1 for one second.
i 1 0 1
e
/* int.sco */

```

Its output should include a line like this:

```
instr 1: i2 = 3.000
```

See Also

abs , *exp* , *frac* , *log* , *log10* , *i* , *sqrt*

Credits

Example written by Kevin Conder.

19.279. integ

integ – Modify a signal by integration.

Description

Modify a signal by integration.

Syntax

ar **integ** asig [, iskip]

kr **integ** ksig [, iskip]

Initialization

iskip (optional) – initial disposition of internal save space (see *reson*). The default value is 0.

Performance

integ and *diff* perform integration and differentiation on an input control signal or audio signal. Each is the converse of the other, and applying both will reconstruct the original signal. Since these units are special cases of low-pass and high-pass filters, they produce a scaled (and phase shifted) output that is frequency-dependent. Thus *diff* of a sine produces a cosine, with amplitude $2 * \sin(\pi * Hz / sr)$ that of the original (for each component partial); *integ* will inversely affect the magnitudes of its component inputs. With this understanding, these units can provide useful signal modification.

Examples

Here is an example of the *integ* opcode. It uses the files *integ.orc* and *integ.sco* .

Example 1. Example of the integ opcode.

```
/* integ.orc */
; Initialize the global variables.
sr = 44100
kr = 4410
ksmps = 10
nchnls = 1

; Instrument #1 -- a differentiated signal.
instr 1
; Generate a band-limited pulse train.
asrc buzz 20000, 440, 20, 1

; Differentiate the signal.
adiff diff asrc
```



```

    out adiff
endin

; Instrument #2 -- a re-integrated signal.
instr 2
; Generate a band-limited pulse train.
asrc buzz 20000, 440, 20, 1

; Differentiate the signal.
adiff diff asrc

; Re-integrate the previously differentiated signal.
a1 integ adiff

    out a1
endin
/* integ.orc */

```

```

/* integ.sco */
; Table #1, a sine wave.
f 1 0 16384 10 1

; Play Instrument #1 for one second.
i 1 0 1
; Play Instrument #2 for one second.
i 2 1 1
e
/* integ.sco */

```

See Also

diff , *downsamp* , *interp* , *samphold* , *upsamp*

Credits

Example written by Kevin Conder.

19.280. *interp*

interp – Converts a control signal to an audio signal using linear interpolation.

Description

Converts a control signal to an audio signal using linear interpolation.

Syntax

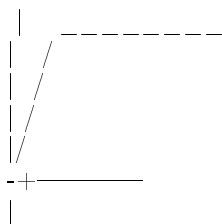
ar **interp** ksig [, iskip] [, imode]

Initialization

iskip (optional, default=0) – initial disposition of internal save space (see *reson*). The default value is 0.

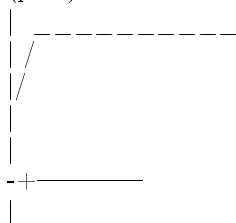
imode (optional, default=0) – sets the initial output value to the first k-rate input instead of zero. The following graphs show the output of *interp* with a constant input value, in the original, when skipping init, and in the new mode:

Example 1. iskip=0, imode=0

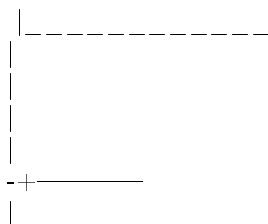


Example 2. iskip=1, imode=0

(prev)



Example 3. iskip=0, imode=1



Performance

ksig – input k-rate signal.

interp converts a control signal to an audio signal. It uses linear interpolation between successive kvals.

Examples

Here is an example of the *interp* opcode. It uses the files *interp.orc* and *interp.sco* .

Example 4. Example of the *interp* opcode.

```

/* interp.orc */
; Initialize the global variables.
sr = 8000
kr = 8
ksmps = 1000
nchnls = 1

; Instrument #1 - a simple instrument.
instr 1
; Create an amplitude envelope.
kamp linseg 0, p3/2, 20000, p3/2, 0

; The amplitude envelope will sound rough because it
; jumps every ksmps period, 1000.
a1 oscil kamp, 440, 1
out a1
endin

; Instrument #2 - a smoother sounding instrument.

```

```
instr 2
; Create an amplitude envelope.
kamp linseg 0, p3/2, 25000, p3/2, 0
aamp interp kamp

; The amplitude envelope will sound smoother due to
; linear interpolation at the higher a-rate, 8000.
a1 oscil aamp, 440, 1
out a1
endin
/* interp.orc */
```

```
/* interp.sco */
; Table #1, a sine wave.
f 1 0 256 10 1

; Play Instrument #1 for two seconds.
i 1 0 2
; Play Instrument #2 for two seconds.
i 2 2 2
e
/* interp.sco */
```

See Also

diff , *downsamp* , *integ* , *samphold* , *upsamp*

Credits

Example written by Kevin Conder.

Updated November 2002, thanks to a note from both Rasmus Ekman and Istvan Varga.

19.281. *invalue*

invalue – Reads a k-rate signal from a user-defined channel.

Description

Reads a k-rate signal from a user-defined channel.

Syntax

kvalue **invalue** “channel name”

Performance

kvalue – The k-rate value that is read from the channel.

“*channel name*” – An integer or string (in double-quotes) representing channel.

See Also

outvalue

Credits

New in version 4.21

19.282. **inx**

inx – Reads a 16-channel audio signal from an external device or stream.

Description

Reads a 16-channel audio signal from an external device or stream.

Syntax

ar1, **ar2**, **ar3**, **ar4**, **ar5**, **ar6**, **ar7**, **ar8**, **ar9**, **ar10**, **ar11**, **ar12**, **ar13**, **ar14**, **ar15**, **ar16** **inx**

Performance

inx reads a 16-channel audio signal from an external device or stream. If the command-line *-i* flag is set, sound is read continuously from the audio input stream (e.g. *stdin* or a soundfile) into an internal buffer.

Credits

in32 , *inch* , *inz*

Credits

Author: John fitch University of Bath/Codemist Ltd. Bath, UK May 2000
New in Csound Version 4.07

19.283. **inz**

inz – Reads multi-channel audio samples into a ZAK array from an external device or stream.

Description

Reads multi-channel audio samples into a ZAK array from an external device or stream.

Syntax

inz *ksigl*

Performance

inz reads audio samples in *nchnls* into a ZAK array starting at *ksig1* . If the command-line *-i* flag is set, sound is read continuously from the audio input stream (e.g. *stdin* or a soundfile) into an internal buffer.

Credits

in32 , *inch* , *inx*

Credits

Author: John fitch University of Bath/Codemist Ltd. Bath, UK May 2000
New in Csound Version 4.07

19.284. *ioff*

ioff – Deprecated.

Description

Deprecated as of version 3.52. Use the *noteoff* opcode instead.

19.285. *ion*

ion – Deprecated.

Description

Deprecated as of version 3.52. Use the *noteon* opcode instead.

19.286. *iondur*

iondur – Deprecated.

Description

Deprecated as of version 3.52. Use the *noteondur* opcode instead.

19.287. *iondur2*

iondur2 – Deprecated.

Description

Deprecated as of version 3.52. Use the *noteondur2* opcode instead.

19.288. ioutat

ioutat – Deprecated.

Description

Deprecated as of version 3.52. Use the *outiat* opcode instead.

19.289. ioutc

ioutc – Deprecated.

Description

Deprecated as of version 3.52. Use the *outic* opcode instead.

19.290. ioutc14

ioutc14 – Deprecated.

Description

Deprecated as of version 3.52. Use the *outic14* opcode instead.

19.291. ioutputat

ioutputat – Deprecated.

Description

Deprecated as of version 3.52. Use the *outipat* opcode instead.

19.292. ioutputb

ioutputb – Deprecated.

Description

Deprecated as of version 3.52. Use the *outipb* opcode instead.

19.293. **ioutpc**

ioutpc – Deprecated.

Description

Deprecated as of version 3.52. Use the *outipc* opcode instead.

19.294. **ipcauchy**

ipcauchy – Deprecated.

Description

Deprecated as of version 3.49. Use the *pcachy* opcode instead.

19.295. **ipoisson**

ipoisson – Deprecated.

Description

Deprecated as of version 3.49. Use the *poisson* opcode instead.

19.296. **ipow**

ipow – Deprecated.

Description

Deprecated as of version 3.48. Use the *pow* opcode instead.

19.297. **is16b14**

is16b14 – Deprecated.

Description

Deprecated as of version 3.52. Use the *s16b14* opcode instead.

19.298. **is32b14**

is32b14 – Deprecated.

Description

Deprecated as of version 3.52. Use the *s32b14* opcode instead.

19.299. islider16

islider16 – Deprecated.

Description

Deprecated as of version 3.52. Use the *slider16* opcode instead.

19.300. islider32

islider32 – Deprecated.

Description

Deprecated as of version 3.52. Use the *slider32* opcode instead.

19.301. islider64

islider64 – Deprecated.

Description

Deprecated as of version 3.52. Use the *slider64* opcode instead.

19.302. islider8

islider8 – Deprecated.

Description

Deprecated as of version 3.52. Use the *slider8* opcode instead.

19.303. itablecopy

itablecopy – Deprecated.

Description

Deprecated as of version 3.52. Use the *tablecopy* opcode instead.

19.304. *itablegpw*

itablegpw – Deprecated.

Description

Deprecated as of version 3.52. Use the *tableigpw* opcode instead.

19.305. *itablemix*

itablemix – Deprecated.

Description

Deprecated as of version 3.52. Use the *tableimix* opcode instead.

19.306. *itablew*

itablew – Deprecated.

Description

Deprecated as of version 3.52. Use the *tableiw* opcode instead.

19.307. *itrirand*

itrirand – Deprecated.

Description

Deprecated as of version 3.49. Use the *trirand* opcode instead.

19.308. *iunirand*

iunirand – Deprecated.

Description

Deprecated as of version 3.49. Use the *unirand* opcode instead.

19.309. *iweibull*

iweibull – Deprecated.

Description

Deprecated as of version 3.49. Use the *weibull* opcode instead.

19.310. jitter

jitter – Generates a segmented line whose segments are randomly generated.

Description

Generates a segmented line whose segments are randomly generated.

Syntax

kout **jitter** kamp, kcpsMin, kcpsMax

Performance

kamp – Amplitude of jitter deviation

kcpsMin – Minimum speed of random frequency variations (expressed in cps)

kcpsMax – Maximum speed of random frequency variations (expressed in cps)

jitter generates a segmented line whose segments are randomly generated inside the +kamp and -kamp interval. Duration of each segment is a random value generated according to kcpsmin and kcpsmax values.

jitter can be used to make more natural and “analog-sounding” some static, dull sound. For best results, it is suggested to keep its amplitude moderate.

Examples

Here is an example of the *jitter* opcode. It uses the files *jitter.orc* and *jitter.sco* .

Example 1. Example of the jitter opcode.

```
/* jitter.orc */
; Initialize the global variables.
sr = 44100
kr = 4410
ksmps = 10
nchnls = 2

; Instrument #1 -- plain instrument.
instr 1
  aplain vco 20000, 220, 2, 0.83

  outs aplain, aplain
endin

; Instrument #2 -- instrument with jitter.
instr 2
  ; Create a signal modulated the jitter opcode.
  kamp init 2
  kcpsmin init 4
  kcpsmax init 6
  kj jitter kamp, kcpsmin, kcpsmax

  aplain vco 20000, 220, 2, 0.83
  ajitter vco 20000, 220+kj, 2, 0.83

  outs aplain, ajitter
```

```

endin
/* jitter.orc */

/* jitter.sco */
; Table #1, a sine wave.
f 1 0 16384 10 1

; Play Instrument #1 for 3 seconds.
i 1 0 3
; Play Instrument #2 for 3 seconds.
i 2 3 3
e
/* jitter.sco */

```

See Also

jitter2 , *vibr* , *vibrato*

Credits

Author: Gabriel Maldonado

Example written by Kevin Conder.

New in Version 4.15

19.311. jitter2

jitter2 – Generates a segmented line with user-controllable random segments.

Description

Generates a segmented line with user-controllable random segments.

Syntax

kout **jitter2** ktotamp, kamp1, kcps1, kamp2, kcps2, kamp3, kcps3

Performance

ktotamp – Resulting amplitude of jitter2

kamp1 – Amplitude of the first jitter component

kcps1 – Speed of random variation of the first jitter component (expressed in cps)

kamp2 – Amplitude of the second jitter component

kcps2 – Speed of random variation of the second jitter component (expressed in cps)

kamp3 – Amplitude of the third jitter component

kcps3 – Speed of random variation of the third jitter component (expressed in cps)

jitter2 also generates a segmented line such as *jitter* , but in this case the result is similar to the sum of three *randi* opcodes, each one with a different amplitude and frequency value (see *randi* for more details), that can be varied at k-rate. Different effects can be obtained by varying the input arguments.

19. Orchestra Opcodes and Operators

jitter2 can be used to make more natural and “analog-sounding” some static, dull sound. For best results, it is suggested to keep its amplitude moderate.

Examples

Here is an example of the *jitter2* opcode. It uses the files *jitter2.orc* and *jitter2.sco* .

Example 1. Example of the *jitter2* opcode.

```
/* jitter2.orc */
; Initialize the global variables.
sr = 44100
kr = 4410
ksmps = 10
nchnls = 2

; Instrument #1 -- plain instrument.
instr 1
  aplain vco 20000, 220, 2, 0.83

  outs aplain, aplain
endin

; Instrument #2 -- instrument with jitter.
instr 2
  ; Create a signal modulated with the jitter2 opcode.
  ktotamp init 2
  kamp1 init 0.66
  kcps1 init 3
  kamp2 init 0.66
  kcps2 init 3
  kamp3 init 0.66
  kcps3 init 3
  kj jitter2 ktotamp, kamp1, kcps1, kamp2, kcps2, \
    kamp3, kcps3

  aplain vco 20000, 220, 2, 0.83
  ajitter vco 20000, 220+kj, 2, 0.83

  outs aplain, ajitter
endin
/* jitter2.orc */

/* jitter2.sco */
; Table #1, a sine wave.
f 1 0 16384 10 1

; Play Instrument #1 for 3 seconds.
i 1 0 3
; Play Instrument #2 for 3 seconds.
i 2 3 3
e
/* jitter2.sco */
```

See Also

jitter , *vibr* , *vibrato*

Credits

Author: Gabriel Maldonado

Example written by Kevin Conder.

New in Version 4.15

19.312. jspline

jspline – A jitter-spline generator.

Description

A jitter-spline generator.

Syntax

ar **jspline** xamp, kcpsMin, kcpsMax

kr **jspline** kamp, kcpsMin, kcpsMax

Performance

kr, *ar* – Output signal

xamp – Amplitude factor

kcpsMin, *kcpsMax* – Range of point-generation rate. Min and max limits are expressed in cps.

jspline (jitter-spline generator) generates a smooth curve based on random points generated at [cpsMin, cpsMax] rate. This opcode is similar to *randomi* or *randi* or *jitter*, but segments are not straight lines, but cubic spline curves. Output value range is approximately $> -xamp$ and $< xamp$. Actually, real range could be a bit greater, because of interpolating curves between each pair of random-points.

At present time generated curves are quite smooth when cpsMin is not too different from cpsMax. When cpsMin-cpsMax interval is big, some little discontinuity could occur, but it should not be a problem, in most cases. Maybe the algorithm will be improved in next versions.

These opcodes are often better than *jitter* when user wants to “naturalize” or “analogize” digital sounds. They could be used also in algorithmic composition, to generate smooth random melodic lines when used together with *samphold* opcode.

Note that the result is quite different from the one obtained by filtering white noise, and they allow the user to obtain a much more precise control.

Credits

Author: Gabriel Maldonado

New in Version 4.15

19.313. *kbetarand*

kbetarand – Deprecated.

Description

Deprecated as of version 3.49. Use the *betarand* opcode instead.

19.314. *kbexprnd*

kbexprnd – Deprecated.

Description

Deprecated as of version 3.49. Use the *bexprnd* opcode instead.

19.315. kcauchy

kcauchy – Deprecated.

Description

Deprecated as of version 3.49. Use the *cauchy* opcode instead.

19.316. kdump

kdump – Deprecated.

Description

Deprecated as of version 3.49. Use the *dumpk* opcode instead.

19.317. kdump2

kdump2 – Deprecated.

Description

Deprecated as of version 3.49. Use the *dumpk2* opcode instead.

19.318. kdump3

kdump3 – Deprecated.

Description

Deprecated as of version 3.49. Use the *dumpk3* opcode instead.

19.319. kdump4

kdump4 – Deprecated.

Description

Deprecated as of version 3.49. Use the *dumpk4* opcode instead.

19.320. **kexprand**

kexprand – Deprecated.

Description

Deprecated as of version 3.49. Use the *exprand* opcode instead.

19.321. **kfilter2**

kfilter2 – Deprecated.

Description

Deprecated as of version 3.49. Use the *filter2* opcode instead.

19.322. **kgauss**

kgauss – Deprecated.

Description

Deprecated as of version 3.49. Use the *gauss* opcode instead.

19.323. **kgoto**

kgoto – Transfer control during the p-time passes.

Description

During the p-time passes only, unconditionally transfer control to the statement labeled by *label* .

Syntax

kgoto label

where *label* is in the same instrument block and is not an expression, and where *R* is one of the Relational operators (*<* , *=* , *<=* , *==* , *!=*) (and *=* for convenience, see also under *Conditional Values*).

Examples

Here is an example of the *kgoto* opcode. It uses the files *kgoto.orc* and *kgoto.sco* .

Example 1. Example of the *kgoto* opcode.

19. Orchestra Opcodes and Operators

```
/* kgoto.orc */
; Initialize the global variables.
sr = 44100
kr = 4410
ksmps = 10
nchnls = 1

; Instrument #1.
instr 1
; Change kval linearly from 0 to 2 over
; the period set by the third p-field.
kval line 0, p3, 2

; If kval is greater than or equal to 1 then play the high note.
; If not then play the low note.
if (kval >= 1) kgoto highnote
    kgoto lownote

highnote:
    kfreq = 880
    goto playit

lownote:
    kfreq = 440
    goto playit

playit:
; Print the values of kval and kfreq.
printks "kval=%f, kfreq=%f\n", 1, kval, kfreq

    a1 oscil 10000, kfreq, 1
    out a1
endin
/* kgoto.orc */
```

```
/* kgoto.sco */
; Table #1: a simple sine wave.
f 1 0 32768 10 1

; Play Instrument #1 for two seconds.
i 1 0 2
e
/* kgoto.sco */
```

Its output should include lines like this:

```
kval = 0.000000, kfreq = 440.000000
kval = 0.999732, kfreq = 440.000000
kval = 1.999639, kfreq = 880.000000
```

See Also

eggoto , *cigoto* , *ckgoto* , *goto* , *if* , *igoto* , *tigoto* , *timeout*

Credits

Example written by Kevin Conder.

Added a note by Jim Aikin.

19.324. klinrand

klinrand – Deprecated.

Description

Deprecated as of version 3.49. Use the *linrand* opcode instead.

19.325. **kon**

kon – Deprecated.

Description

Deprecated as of version 3.49. Use the *midion* opcode instead.

19.326. **koutat**

koutat – Deprecated.

Description

Deprecated as of version 3.52. Use the *outkat* opcode instead.

19.327. **koutc**

koutc – Deprecated.

Description

Deprecated as of version 3.52. Use the *outkc* opcode instead.

19.328. **koutc14**

koutc14 – Deprecated.

Description

Deprecated as of version 3.52. Use the *outkc14* opcode instead.

19.329. **koutpat**

koutpat – Deprecated.

Description

Deprecated as of version 3.52. Use the *outkpat* opcode instead.

19.330. **koutpb**

koutpb – Deprecated.

Description

Deprecated as of version 3.52. Use the *outkpb* opcode instead.

19.331. koutpc

koutpc – Deprecated.

Description

Deprecated as of version 3.52. Use the *outkpc* opcode instead.

19.332. kpcauchy

kpcauchy – Deprecated.

Description

Deprecated as of version 3.49. Use the *pcauchy* opcode instead.

19.333. kpoisson

kpoisson – Deprecated.

Description

Deprecated as of version 3.49. Use the *poisson* opcode instead.

19.334. kpow

kpow – Deprecated.

Description

Deprecated as of version 3.48. Use the *pow* opcode instead.

19.335. kr

kr – Sets the control rate.

Description

These statements are global value *assignments* , made at the beginning of an orchestra, before any instrument block is defined. Their function is to set certain *reserved symbol variables* that are

required for performance. Once set, these reserved symbols can be used in expressions anywhere in the orchestra.

Syntax

kr = *iarg*

Initialization

kr = (optional) – set control rate to *iarg* samples per second. The default value is 1000.

In addition, any *global variable* can be initialized by an *init-time assignment* anywhere before the first *instr statement* . All of the above assignments are run as instrument 0 (i-pass only) at the start of real performance.

Beginning with Csound version 3.46, *kr* can be omitted. Csound will attempt to calculate the omitted value from the specified values, but it should evaluate to an integer.

Examples

```
\textbf{sr}
= 10000
\textbf{kr}
= 500
\textbf{ksmps}
= 20
gi1 \textbf{=}
sr/2.
ga \textbf{init}
0
itranspose \textbf{=}
octpch(.01)
```

See Also

ksmps , *nchnls* , *sr*

19.336. *kread*

kread – Deprecated.

Description

Deprecated as of version 3.52. Use the *readk* opcode instead.

19.337. *kread2*

kread2 – Deprecated.

Description

Deprecated as of version 3.52. Use the *readk2* opcode instead.

19.338. kread3

kread3 – Deprecated.

Description

Deprecated as of version 3.52. Use the *readk3* opcode instead.

19.339. kread4

kread4 – Deprecated.

Description

Deprecated as of version 3.52. Use the *readk4* opcode instead.

19.340. ksmpls

ksmpls – Sets the number of samples in a control period.

Description

These statements are global value *assignments*, made at the beginning of an orchestra, before any instrument block is defined. Their function is to set certain *reserved symbol variables* that are required for performance. Once set, these reserved symbols can be used in expressions anywhere in the orchestra.

Syntax

ksmpls = iarg

Initialization

ksmpls = (optional) – set the number of samples in a control period. This value must equal *sr/kr*. The default value is 10.

In addition, any *global variable* can be initialized by an *init-time assignment* anywhere before the first *instr statement*. All of the above assignments are run as instrument 0 (i-pass only) at the start of real performance.

Beginning with Csound version 3.46, either *ksmpls* may be omitted. Csound will attempt to calculate the omitted value from the specified values, but it should evaluate to an integer.

Warning **Warning**
 ksmpls must be an integer value.

Examples

```

\textbf{sr}
= 10000
\textbf{kr}
= 500
\textbf{ksmps}
= 20
gi1 \textbf{=}
sr/2.
ga \textbf{init }
0
itranspose \textbf{=}
octpch(.01)

```

See Also

kr , *nchnls* , *sr*

Credits

Thanks to a note from Gabriel Maldonado, added a warning about integer values.

19.341. *ktableseg*

ktableseg – Same as the *tableseg* opcode.

Description

Same as the *tableseg* opcode.

Syntax

ktableseg ifn1, idur1, ifn2 [, idur2] [, ifn3] [...]

19.342. *ktirand*

ktirand – Deprecated.

Description

Deprecated as of version 3.49. Use the *tirand* opcode instead.

19.343. *kunirand*

kunirand – Deprecated.

Description

Deprecated as of version 3.49. Use the *unirand* opcode instead.

19.344. kweibull

kweibull – Deprecated.

Description

Deprecated as of version 3.49. Use the *weibull* opcode instead.

19.345. <=

<= – Determines if one value is less than or equal to another.

Description

Determines if one value is less than or equal to another.

Syntax

(a <= b ? v1 : v2)

where *a* , *b* , *v1* and *v2* may be expressions, but *a* , *b* not audio-rate.

Performance

In the above conditionals, *a* and *b* are first compared. If the indicated relation is true (*a* greater than *b* , *a* less than *b* , *a* greater than or equal to *b* , *a* less than or equal to *b* , *a* equal to *b* , *a* not equal to *b*), then the conditional expression has the value of *v1* ; if the relation is false, the expression has the value of *v2* . (For convenience, a sole “=” will function as “= = “.)

NB.: If *v1* or *v2* are expressions, these will be evaluated before the conditional is determined.

In terms of binding strength, all conditional operators (i.e. the relational operators (< , etc.), and ? , and :) are weaker than the arithmetic and logical operators (+ , - , * , / , & and //).

These are *operators* not *opcodes* . Therefore, they can be used within orchestra statements, but do not form complete statements themselves.

Examples

Here is an example of the <= opcode. It uses the files *lessequal.orc* and *lessequal.sco* .

Example 1. Example of the <= opcode.

```
/* lessequal.orc */
; Initialize the global variables.
sr = 44100
kr = 44100
ksmps = 1
nchnls = 1

; Instrument #1.
instr 1
; Get the 4th p-field from the score.
k1 = p4

; Is it less than or equal to 3? (1 = true, 0 = false)
k2 = (p4 <= 3 ? 1 : 0)
```

```

; Print the values of k1 and k2.
printks "k1=%f, k2=%f\n", 1, k1, k2
endin
/* lessequal.orc */

```

```

/* lessequal.sco */
; Call Instrument #1 with a p4 = 2.
i 1 0 0.5 2
; Call Instrument #1 with a p4 = 3.
i 1 1 0.5 3
; Call Instrument #1 with a p4 = 4.
i 1 2 0.5 4
e
/* lessequal.sco */

```

Its output should include lines like this:

```

k1 = 2.000000, k2 = 1.000000
k1 = 3.000000, k2 = 1.000000
k1 = 4.000000, k2 = 0.000000

```

See Also

== , >= , > , < , !=

Credits

Example written by Kevin Conder.

19.346. <

< – Determines if one value is less than another.

Description

Determines if one value is less than another.

Syntax

$(a < b ? v1 : v2)$

where a , b , $v1$ and $v2$ may be expressions, but a , b not audio-rate.

Performance

In the above conditionals, a and b are first compared. If the indicated relation is true (a greater than b , a less than b , a greater than or equal to b , a less than or equal to b , a equal to b , a not equal to b), then the conditional expression has the value of $v1$; if the relation is false, the expression has the value of $v2$. (For convenience, a sole “= “ will function as “= = “.)

NB.: If $v1$ or $v2$ are expressions, these will be evaluated before the conditional is determined.

In terms of binding strength, all conditional operators (i.e. the relational operators (< , etc.), and ? , and :) are weaker than the arithmetic and logical operators (+ , - , * , / , & and ||).

These are *operators* not *opcodes* . Therefore, they can be used within orchestra statements, but do not form complete statements themselves.

Examples

Here is an example of the < opcode. It uses the files *lessthan.orc* and *lessthan.sco* .

Example 1. Example of the < opcode.

```
/* lessthan.orc */
; Initialize the global variables.
sr = 44100
kr = 44100
ksmps = 1
nchnls = 1

; Instrument #1.
instr 1
; Get the 4th p-field from the score.
k1 = p4

; Is it less than 3? (1 = true, 0 = false)
k2 = (p4 < 3 ? 1 : 0)

; Print the values of k1 and k2.
printks "k1=%f, k2=%f\n", 1, k1, k2
endin
/* lessthan.orc */
```

```
/* lessthan.sco */
; Call Instrument #1 with a p4 = 2.
i 1 0 0.5 2
; Call Instrument #1 with a p4 = 3.
i 1 1 0.5 3
; Call Instrument #1 with a p4 = 4.
i 1 2 0.5 4
e
/* lessthan.sco */
```

Its output should include lines like this:

```
k1 = 2.000000, k2 = 1.000000
k1 = 3.000000, k2 = 0.000000
k1 = 4.000000, k2 = 0.000000
```

See Also

== , >= , > , <= , !=

Credits

Example written by Kevin Conder.

19.347. lfo

lfo – A low frequency oscillator of various shapes.

Description

A low frequency oscillator of various shapes.

Syntax

kr **lfo** kamp, kcps [, itype]

ar **lfo** kamp, kcps [, itype]

Initialization

itype (optional, default=0) – determine the waveform of the oscillator. Default is 0.

- *itype* = 0 - sine
- *itype* = 1 - triangles
- *itype* = 2 - square (bipolar)
- *itype* = 3 - square (unipolar)
- *itype* = 4 - saw-tooth
- *itype* = 5 - saw-tooth(down)

The sine wave is implemented as a 4096 table and linear interpolation. The others are calculated.

Performance

kamp – amplitude of output

kcps – frequency of oscillator

Examples

Here is an example of the lfo opcode. It uses the files *lfo.orc* and *lfo.sco* .

Example 1. Example of the lfo opcode.

```

/* lfo.orc */
; Initialize the global variables.
sr = 44100
kr = 4410
ksmps = 10
nchnls = 1

; Instrument #1.
instr 1
  kamp = 10
  kcps = 5
  itype = 4

  k1 lfo kamp, kcps, itype
  ar oscil p4, p5+k1, 1
  out ar
endin
/* lfo.orc */

/* lfo.sco */
; Table #1: an ordinary sine wave.
f 1 0 32768 10 1

; p4 = amplitude of the output signal.
; p5 = frequency (in cycles per second) of the output signal.
; Play Instrument #1 for two seconds.
i 1 0 2 10000 220
e
/* lfo.sco */

```

Credits

Author: John ffitch University of Bath/Codemist Ltd. Bath, UK November 1998
 New in Csound version 3.491

19.348. **limit**

limit – Sets the lower and upper limits of the value it processes.

Description

Sets the lower and upper limits of the value it processes.

Syntax

ar **limit** asig, klow, khigh

ir **limit** isig, ilow, ihigh

kr **limit** ksig, klow, khigh

Initialization

isig – input signal

ilow – low threshold

ihigh – high threshold

Performance

xsig – input signal

klow – low threshold

khigh – high threshold

limit sets the lower and upper limits on the *xsig* value it processes. If *xhigh* is lower than *xlow* , then the output will be the average of the two - it will not be affected by *xsig* .

This opcode is useful in several situations, such as table indexing or for clipping and modeling a-rate, i-rate or k-rate signals.

See Also

mirror , *wrap*

Credits

Author: Robin Whittle Australia

New in Csound version 3.46

19.349. **line**

line – Trace a straight line between specified points.

Description

Trace a straight line between specified points.

Syntax

ar **line** ia, idur1, ib

kr **line** ia, idur1, ib

Initialization

ia – starting value. Zero is illegal for exponentials.

ib, *ic*, etc. – value after *dur1* seconds, etc. For exponentials, must be non-zero and must agree in sign with *ia*.

idur1 – duration in seconds of first segment. A zero or negative value will cause all initialization to be skipped.

Performance

These units generate control or audio signals whose values can pass through 2 or more specified points. The sum of *dur* values may or may not equal the instrument's performance time: a shorter performance will truncate the specified pattern, while a longer one will cause the last-defined segment to continue on in the same direction.

Examples

Here is an example of the line opcode. It uses the files *line.orc* and *line.sco*.

Example 1. Example of the line opcode.

```
/* line.orc */
; Initialize the global variables.
sr = 44100
kr = 4410
ksmps = 10
nchnls = 1

; Instrument #1.
instr 1
; Define kcps as a frequency value that linearly declines
; from 880 to 220. It declines over the period set by p3.
kcps line 880, p3, 220

a1 oscil 20000, kcps, 1
out a1
endin
/* line.orc */
```

```
/* line.sco */
; Table #1, a sine wave.
f 1 0 16384 10 1

; Play Instrument #1 for two seconds.
i 1 0 2
e
/* line.sco */
```

See Also

expon, *expseg*, *expsegr*, *linseg*, *linsegr*

Credits

Example written by Kevin Conder.

19.350. **linen**

linen – Applies a straight line rise and decay pattern to an input amp signal.

Description

linen – apply a straight line rise and decay pattern to an input amp signal.

Syntax

ar **linen** xamp, irise, idur, idec

kr **linen** kamp, irise, idur, idec

Initialization

irise – rise time in seconds. A zero or negative value signifies no rise modification.

idur – overall duration in seconds. A zero or negative value will cause initialization to be skipped.

idec – decay time in seconds. Zero means no decay. An $idec > idur$ will cause a truncated decay.

Performance

kamp, *xamp* – input amplitude signal.

Rise modifications are applied for the first *irise* seconds, and decay from time $idur - idec$. If these periods are separated in time there will be a steady state during which *amp* will be unmodified. If *linen* rise and decay periods overlap then both modifications will be in effect for that time. If the overall duration *idur* is exceeded in performance, the final decay will continue on in the same direction, going negative.

See Also

envlpx, *envlpxr*, *linenr*

19.351. **linenr**

linenr – The *linen* opcode extended with a final release segment.

Description

linenr – same as *linen* except that the final segment is entered only on sensing a MIDI note release. The note is then extended by the decay time.

Syntax

ar **linenr** xamp, irise, idec, iatdec

kr **linenr** kamp, irise, idec, iatdec

Initialization

irise – rise time in seconds. A zero or negative value signifies no rise modification.

idur – overall duration in seconds. A zero or negative value will cause initialization to be skipped.

idec – decay time in seconds. Zero means no decay. An *idec* > *idur* will cause a truncated decay.

iatdec – attenuation factor by which the closing steady state value is reduced exponentially over the decay period. This value must be positive and is normally of the order of .01. A large or excessively small value is apt to produce a cutoff which is audible. A zero or negative value is illegal.

Performance

kamp, *xamp* – input amplitude signal.

linenr is unique within Csound in containing a *note-off sensor* and *release time extender* . When it senses either a score event termination or a MIDI noteoff, it will immediately extend the performance time of the current instrument by *idec* seconds, then execute an exponential decay towards the factor *iatdec* . For two or more units in an instrument, extension is by the greatest *idec* .

linenr is an example of the special Csound “r” units that contain a note-off sensor and release time extender. When each senses a score event termination or a MIDI noteoff, it will immediately extend the performance time of the current instrument by *idec* seconds unless made independent by *irind* . Then it will begin a decay from wherever it was at the time.

These “r” units can also be modified by MIDI noteoff velocities (see *veloffs*). If the *irind* flag is on (non-zero), the overall performance time is unaffected by note-off and *veloff* data.

Multiple “r” units. When two or more “r” units occur in the same instrument it is usual to have only one of them influence the overall note duration. This is normally the master amplitude unit. Other units controlling, say, filter motion can still be sensitive to note-off commands while not affecting the duration by making them independent (*irind* non-zero). Depending on their own *idec* (release time) values, independent “r” units may or may not reach their final destinations before the instrument terminates. If they do, they will simply hold their target values until termination. If two or more “r” units are simultaneously master, note extension is by the greatest *idec* .

See Also

envlpx , *envlpxr* , *linen*

19.352. *lineto*

lineto – Generate glissandos starting from a control signal.

Description

Generate glissandos starting from a control signal.

Syntax

kr **lineto** ksig, ktime

Performance

kr – Output signal.

ksig – Input signal.

ktime – Time length of glissando in seconds.

lineto adds glissando (i.e. straight lines) to a stepped input signal (for example, produced by *randh* or *lpshold*). It generates a straight line starting from previous step value, reaching the new step value in *ktime* seconds. When the new step value is reached, such value is held until a new step occurs. Be sure that *ktime* argument value is smaller than the time elapsed between two consecutive steps of the original signal, otherwise discontinuities will occur in output signal.

When used together with the output of *lpshold* it emulates the glissando effect of old analog sequencers.

See Also

tlineto

Credits

Author: Gabriel Maldonado

New in Version 4.13

19.353. linrand

linrand – Linear distribution random number generator (positive values only).

Description

Linear distribution random number generator (positive values only). This is an x-class noise generator.

Syntax

ar **linrand** krange

ir **linrand** krange

kr **linrand** krange

Performance

krange – the range of the random numbers (0 - *krange*). Outputs only positive numbers.

For more detailed explanation of these distributions, see:

1. C. Dodge - T.A. Jerse 1985. Computer music. Schirmer books. pp.265 - 286
2. D. Lorrain. A panoply of stochastic cannons. In C. Roads, ed. 1989. Music machine . Cambridge, Massachusetts: MIT press, pp. 351 - 379.

Examples

Here is an example of the `linrand` opcode. It uses the files *linrand.orc* and *linrand.sco* .

Example 1. Example of the `linrand` opcode.

```
/* linrand.orc */
; Initialize the global variables.
sr = 44100
kr = 4410
ksmps = 10
nchnls = 1

; Instrument #1.
instr 1
; Generate a random number between 0 and 1.
; krange = 1

i1 linrand 1

print i1
endin
/* linrand.orc */

/* linrand.sco */
; Play Instrument #1 for one second.
i 1 0 1
e
/* linrand.sco */
```

Its output should include a line like this:

```
instr 1: i1 = 0.394
```

See Also

betarand , *bexprnd* , *cauchy* , *exprand* , *gauss* , *pcauchy* , *poisson* , *trirand* , *unirand* , *weibull*

Credits

Author: Paris Smaragdis MIT, Cambridge 1995

Example written by Kevin Conder.

19.354. *linseg*

`linseg` – Trace a series of line segments between specified points.

Description

Trace a series of line segments between specified points.

Syntax

ar `linseg` ia, idur1, ib [, idur2] [, ic] [...]

kr `linseg` ia, idur1, ib [, idur2] [, ic] [...]

Initialization

ia – starting value. Zero is illegal for exponentials.

ib, *ic*, etc. – value after *dur1* seconds, etc. For exponentials, must be non-zero and must agree in sign with *ia*.

idur1 – duration in seconds of first segment. A zero or negative value will cause all initialization to be skipped.

idur2, *idur3*, etc. – duration in seconds of subsequent segments. A zero or negative value will terminate the initialization process with the preceding point, permitting the last-defined line or curve to be continued indefinitely in performance. The default is zero.

Performance

These units generate control or audio signals whose values can pass through 2 or more specified points. The sum of *dur* values may or may not equal the instrument's performance time: a shorter performance will truncate the specified pattern, while a longer one will cause the last-defined segment to continue on in the same direction.

Examples

Here is an example of the *linseg* opcode. It uses the files *linseg.orc* and *linseg.sco*.

Example 1. Example of the *linseg* opcode.

```

/* linseg.orc */
; Initialize the global variables.
sr = 44100
kr = 4410
ksmps = 10
nchnls = 1

; Instrument #1.
instr 1
; p4 = frequency in pitch-class notation.
kcps = cpspch(p4)

; Create an amplitude envelope.
kenv linseg 0, p3*0.25, 1, p3*0.75, 0
kamp = kenv * 30000

a1 oscil kamp, kcps, 1
out a1
endin
/* linseg.orc */

/* linseg.sco */
; Table #1, a sine wave.
f 1 0 16384 10 1

; Play Instrument #1 for a half-second, p4=8.00
i 1 0 0.5 8.00
; Play Instrument #1 for a half-second, p4=8.01
i 1 1 0.5 8.01
; Play Instrument #1 for a half-second, p4=8.02
i 1 2 0.5 8.02
; Play Instrument #1 for a half-second, p4=8.03
i 1 3 0.5 8.03
e
/* linseg.sco */

```

See Also

expon, *expseg*, *expsegr*, *line*, *linsegr*

Credits

Example written by Kevin Conder.

19.355. *linsegr*

linsegr – Trace a series of line segments between specified points including a release segment.

Description

Trace a series of line segments between specified points including a release segment.

Syntax

ar **linsegr** *ia*, *idur1*, *ib* [, *idur2*] [, *ic*] [...], *irel*, *iz*

kr **linsegr** *ia*, *idur1*, *ib* [, *idur2*] [, *ic*] [...], *irel*, *iz*

Initialization

ia – starting value. Zero is illegal for exponentials.

ib, *ic*, etc. – value after *dur1* seconds, etc. For exponentials, must be non-zero and must agree in sign with *ia*.

idur1 – duration in seconds of first segment. A zero or negative value will cause all initialization to be skipped.

idur2, *idur3*, etc. – duration in seconds of subsequent segments. A zero or negative value will terminate the initialization process with the preceding point, permitting the last-defined line or curve to be continued indefinitely in performance. The default is zero.

irel, *iz* – duration in seconds and final value of a note releasing segment.

Please note that the release time cannot be longer than $32767/kr$ seconds.

Performance

These units generate control or audio signals whose values can pass through 2 or more specified points. The sum of *dur* values may or may not equal the instrument's performance time: a shorter performance will truncate the specified pattern, while a longer one will cause the last-defined segment to continue on in the same direction.

linsegr is amongst the Csound “r” units that contain a note-off sensor and release time extender. When each senses an event termination or MIDI noteoff, it immediately extends the performance time of the current instrument by *irel* seconds, and sets out to reach the value *iz* by the end of that period (no matter which segment the unit is in). “r” units can also be modified by MIDI noteoff velocities. For two or more extenders in an instrument, extension is by the greatest period.

Examples

Here is an example of the *linsegr* opcode. It uses the files *linsegr.orc* and *linsegr.sco*.

Example 1. Example of the *linsegr* opcode.

19. Orchestra Opcodes and Operators

```
/* linsegr.orc */
; Initialize the global variables.
sr = 44100
kr = 4410
ksmps = 10
nchnls = 1

; Instrument #1.
instr 1
; p4 = frequency in pitch-class notation.
kcps = cpspch(p4)

; Use an amplitude envelope with second-long release.
kenv linsegr 1, p3, 0.25, 1, 0
kamp = kenv * 30000

a1 oscil kamp, kcps, 1
out a1
endin
/* linsegr.orc */
```

```
/* linsegr.sco */
; Table #1, a sine wave.
f 1 0 16384 10 1

; Make sure the score lasts for four seconds.
f 0 4

; p4 = frequency (in pitch-class notation).
; Play Instrument #1 for a half-second, p4=8.00
i 1 0 0.5 8.00
; Play Instrument #1 for a half-second, p4=8.01
i 1 1 0.5 8.01
; Play Instrument #1 for a half-second, p4=8.02
i 1 2 0.5 8.02
; Play Instrument #1 for a half-second, p4=8.03
i 1 3 0.5 8.03
e
/* linsegr.sco */
```

See Also

expon , *expseg* , *expsegr* , *line* , *linseg*

Credits

Author: Barry L. Vercoe

Example written by Kevin Conder.

December 2002. Thanks to Istvan Varga, added documentation about the maximum release time.

New in Csound 3.47

19.356. locsend

locsend – Distributes the audio signals of a previous *locsig* opcode.

Description

locsend depends upon the existence of a previously defined *locsig* . The number of output signals must match the number in the previous *locsig* . The output signals from *locsend* are derived from the values given for distance and reverb in the *locsig* and are ready to be sent to local or global reverb units (see example below). The reverb amount and the balance between the 2 or 4 channels are calculated in the same way as described in the Dodge book (an essential text!).

Syntax

a1, *a2* **locsend**

a1, *a2*, *a3*, *a4* **locsend**

Examples

```

asig some audio signal
kdegree          line
    0, p3, 360
kdistance        line
    1, p3, 10
a1, a2, a3, a4   locsig
asig, kdegree, kdistance, .1
ar1, ar2, ar3, ar4 locsend

ga1 = ga1+ar1
ga2 = ga2+ar2
ga3 = ga3+ar3
ga4 = ga4+ar4

    outq
    a1, a2, a3, a4
endin

instr
99 ; reverb instrument
a1          reverb2
ga1, 2.5, .5
a2          reverb2
ga2, 2.5, .5
a3          reverb2
ga3, 2.5, .5
a4          reverb2
ga4, 2.5, .5

    outq
    a1, a2, a3, a4
ga1=0
ga2=0
ga3=0
ga4=0

```

In the above example, the signal, *asig*, is sent around a complete circle once during the duration of a note while at the same time it becomes more and more “distant” from the listeners’ location. *locsigs* sends the appropriate amount of the signal internally to *locsend*. The outputs of the *locsend* are added to global accumulators in a common Csound style and the global signals are used as inputs to the reverb units in a separate instrument.

locsigs is useful for quad and stereo panning as well as fixed placed of sounds anywhere between two loudspeakers. Below is an example of the fixed placement of sounds in a stereo field.

```

instr
1
a1, a2          locsig
asig, p4, p5, .1
ar1, ar2       locsend

ga1=ga1+ar1
ga2=ga2+ar2

    outs

a1, a
endin
instr
99
; reverb....
endin

```

A few notes:

```

;place the sound in the left speaker and near:
ii 0 1 0 1

;place the sound in the right speaker and far:
ii 1 1 90 25

```

19. Orchestra Opcodes and Operators

```
;place the sound equally between left and right and in the middle ground distance:  
i1 2 1 45 12  
e
```

The next example shows a simple intuitive use of the distance value to simulate Doppler shift. The same value is used to scale the frequency as is used as the distance input to *locsig*.

```
kdistance      line  
  1, p3, 10  
kfreq = (ifreq * 340) / (340 + kdistance)  
asig          oscili  
iamp, kfreq, 1  
kdegree       line  
  0, p3, 360  
a1, a2, a3, a4  locsig  
asig, kdegree, kdistance, .1  
ar1, ar2, ar3, ar4 locsend
```

See Also

locsig

Credits

Author: Richard Karpen Seattle, WA USA 1998

New in Csound version 3.48

19.357. locsig

locsig – Takes an input signal and distributes between 2 or 4 channels.

Description

locsig takes an input signal and distributes it among 2 or 4 channels using values in degrees to calculate the balance between adjacent channels. It also takes arguments for distance (used to attenuate signals that are to sound as if they are some distance further than the loudspeaker itself), and for the amount the signal that will be sent to reverberators. This unit is based upon the example in the Charles Dodge/Thomas Jerse book, *Computer Music*, page 320.

Syntax

a1, a2 **locsig** asig, kdegree, kdistance, kreverbend

a1, a2, a3, a4 **locsig** asig, kdegree, kdistance, kreverbend

Performance

kdegree – value between 0 and 360 for placement of the signal in a 2 or 4 channel space configured as: a1=0, a2=90, a3=180, a4=270 (kdegree=45 would balanced the signal equally between a1 and a2). *locsig* maps *kdegree* to sin and cos functions to derive the signal balances (ie.: asig=1, kdegree=45, a1=a2=.707).

kdistance – value ≥ 1 used to attenuate the signal and to calculate reverb level to simulate distance cues. As *kdistance* gets larger the sound should get softer and somewhat more reverberant (assuming the use of *locsend* in this case).

kreverbsend – the percentage of the direct signal that will be factored along with the distance and degree values to derive signal amounts that can be sent to a reverb unit such as *reverb*, or *reverb2*.

Examples

```

asig some audio signal
kdegree          line
  0, p3, 360
kdistance         line
  1, p3, 10
a1, a2, a3, a4    locsig
asig, kdegree, kdistance, .1
ar1, ar2, ar3, ar4 locsend

ga1 = ga1+ar1
ga2 = ga2+ar2
ga3 = ga3+ar3
ga4 = ga4+ar4
                                outq
  a1, a2, a3, a4
endin

instr
99 ; reverb instrument
a1          reverb2
ga1, 2.5, .5
a2          reverb2
ga2, 2.5, .5
a3          reverb2
ga3, 2.5, .5
a4          reverb2
ga4, 2.5, .5
                                outq
  a1, a2, a3, a4
ga1=0
ga2=0
ga3=0
ga4=0

```

In the above example, the signal, *asig*, is sent around a complete circle once during the duration of a note while at the same time it becomes more and more “distant” from the listeners’ location. *locsig* sends the appropriate amount of the signal internally to *locsend*. The outputs of the *locsend* are added to global accumulators in a common Csound style and the global signals are used as inputs to the reverb units in a separate instrument.

locsig is useful for quad and stereo panning as well as fixed placed of sounds anywhere between two loudspeakers. Below is an example of the fixed placement of sounds in a stereo field.

```

instr
1
a1, a2          locsig
asig, p4, p5, .1
ar1, ar2        locsend

ga1=ga1+ar1
ga2=ga2+ar2
                                outq
  a1, a
endin
instr
99
; reverb....
endin

```

A few notes:

```

;place the sound in the left speaker and near:
i1 0 1 0 1

;place the sound in the right speaker and far:
i1 1 1 90 25

;place the sound equally between left and right and in the middle ground distance:
i1 2 1 45 12
e

```

19. Orchestra Opcodes and Operators

The next example shows a simple intuitive use of the distance value to simulate Doppler shift. The same value is used to scale the frequency as is used as the distance input to *locsig* .

```
kdistance      line
  1, p3, 10
kfreq = (ifreq * 340) / (340 + kdistance)
asig      oscili
iamp, kfreq, 1
kdegree      line
  0, p3, 360
a1, a2, a3, a4      locsig
asig, kdegree, kdistance, .1
ar1, ar2, ar3, ar4 locsend
```

See Also

locsend

Credits

Author: Richard Karpen Seattle, WA USA 1998

New in Csound version 3.48

19.358. log

log – Returns a natural log.

Description

Returns the natural log of x (x positive only).

The argument value is restricted for *log* , *log10* , and *sqrt* .

Syntax

log (x) (no rate restriction)

where the argument within the parentheses may be an expression. Value converters perform arithmetic translation from units of one kind to units of another. The result can then be a term in a further expression.

Examples

Here is an example of the log opcode. It uses the files *log.orc* and *log.sco* .

Example 1. Example of the log opcode.

```
/* log.orc */
; Initialize the global variables.
sr = 44100
kr = 4410
ksmps = 10
nchnls = 1

; Instrument #1.
instr 1
  i1 = log(8)
  print i1
endin
/* log.orc */
```

```
/* log.sco */
; Play Instrument #1 for one second.
i 1 0 1
e
/* log.sco */
```

Its output should include a line like this:

```
instr 1: i1 = 2.079
```

See Also

abs , *exp* , *frac* , *int* , *log10* , *i* , *sqrt*

Credits

Example written by Kevin Conder.

19.359. log10

log10 – Returns a base 10 log.

Description

Returns the base 10 log of x (x positive only).

The argument value is restricted for *log* , *log10* , and *sqrt* .

Syntax

log10 (x) (no rate restriction)

where the argument within the parentheses may be an expression. Value converters perform arithmetic translation from units of one kind to units of another. The result can then be a term in a further expression.

Examples

Here is an example of the log10 opcode. It uses the files *log10.orc* and *log10.sco* .

Example 1. Example of the log10 opcode.

```
/* log10.orc */
; Initialize the global variables.
sr = 44100
kr = 4410
ksmps = 10
nchnls = 1

; Instrument #1.
instr 1
  i1 = log10(8)
  print i1
endin
/* log10.orc */

/* log10.sco */
; Play Instrument #1 for one second.
i 1 0 1
e
/* log10.sco */
```

Its output should include a line like this:

```
instr 1: i1 = 0.903
```

See Also

abs , *exp* , *frac* , *int* , *log* , *i* , *sqrt*

Credits

Example written by Kevin Conder.

19.360. logbtwo

logbtwo – Performs a logarithmic base two calculation.

Description

Performs a logarithmic base two calculation.

Syntax

logbtwo (x) (init-rate or control-rate args only)

Performance

logbtwo () returns the logarithm base two of x . The range of values admitted as argument is .25 to 4 (i.e. from -2 octave to +2 octave response). This function is the inverse of *powoftwo* ().

These functions are fast, because they read values stored in tables. Also they are very useful when working with tuning ratios. They work at i- and k-rate.

Examples

Here is an example of the logbtwo opcode. It uses the files *logbtwo.orc* and *logbtwo.sco* .

Example 1. Example of the logbtwo opcode.

```
/* logbtwo.orc */
; Initialize the global variables.
sr = 44100
kr = 4410
ksmps = 10
nchnls = 1

; Instrument #1.
instr 1
  i1 = logbtwo(3)
  print i1
endin
/* logbtwo.orc */
```

```
/* logbtwo.sco */
; Play Instrument #1 for one second.
i 1 0 1
e
/* logbtwo.sco */
```


Its output should include a line like this:

```
instr 1: i1 = 1.585
```

See Also

powoftwo

Credits

Author: Gabriel Maldonado Italy June 1998

Author: John fitch University of Bath, Codemist, Ltd. Bath, UK July 1999

Example written by Kevin Conder.

New in Csound version 3.57

19.361. *loopseg*

loopseg – Generate control signal consisting of linear segments delimited by two or more specified points.

Description

Generate control signal consisting of linear segments delimited by two or more specified points. The entire envelope is looped at *kfreq* rate. Each parameter can be varied at *k*-rate.

Syntax

ksig **loopseg** *kfreq*, *ktrig*, *ctime0*, *kvalue0* [, *ctime1*] [, *kvalue1*] [, *ctime2*] [, *kvalue2*] [...]

Performance

ksig – Output signal

kfreq – Repeat rate in Hz or fraction of Hz

ktrig – If non-zero, retriggers the envelope from start (see *trigger opcode*), before the envelope cycle is completed.

ctime0...ctimeN – Times of points; expressed in fraction of a cycle.

kvalue0...kvalueN – Values of points

loopseg opcode is similar to *linseg* , but the entire envelope is looped at *kfreq* rate. Notice that times are not expressed in seconds but in fraction of a cycle. Actually each duration represent is proportional to the other, and the entire cycle duration is proportional to the sum of all duration values.

The sum of all duration is then rescaled according to *kfreq* argument. For example, considering an envelope made up of 3 segments, each segment having 100 as duration value, their sum will be 300. This value represents the total duration of the envelope, and is actually divided into 3 equal parts, a part for each segment.

19. Orchestra Opcodes and Operators

Actually, the real envelope duration in seconds is determined by *kfreq* . Again, if the envelope is made up of 3 segments, but this time the first and last segments have a duration of 50, whereas the central segment has a duration of 100 again, their sum will be 200. This time 200 represent the total duration of the 3 segments, so the central segment will be twice as long as the other segments.

All parameters can be varied at k-rate. Negative frequency values are allowed, reading the envelope backward. *ktime0* should always be set to 0, except if the user wants some special effect.

Examples

Here is an example of the loopseg opcode. It uses the files *loopseg.orc* and *loopseg.sco* .

Example 1. Example of the loopseg opcode.

```
/* loopseg.orc */
; Initialize the global variables.
sr = 44100
kr = 4410
ksmps = 10
nchnls = 1

; Instrument #1
instr 1
  kfreq line 1, p3, 20

  klp loopseg kfreq, 0, 0, 0, 0.5, 30000, 1, 0

  a1 oscil klp, 440, 1
  out a1
endin
/* loopseg.orc */
```

```
/* loopseg.sco */
; Table #1, a sine wave.
f 1 0 16384 10 1

; Play Instrument #1 for five seconds.
i 1 0 5
e
/* loopseg.sco */
```

See Also

lpshold

Credits

Author: Gabriel Maldonado

New in Version 4.13

19.362. lorenz

lorenz – Implements the Lorenz system of equations.

Description

Implements the Lorenz system of equations. The Lorenz system is a chaotic-dynamic system which was originally used to simulate the motion of a particle in convection currents and simplified weather systems. Small differences in initial conditions rapidly lead to diverging values. This is sometimes expressed as the butterfly effect. If a butterfly flaps its wings in Australia, it will have

an effect on the weather in Alaska. This system is one of the milestones in the development of chaos theory. It is useful as a chaotic audio source or as a low frequency modulation source.

Syntax

ax, ay, az **lorenz** ksv, krV, kbv, kh, ix, iy, iz, iskip

Initialization

ix , *iy* , *iz* – the initial coordinates of the particle.

iskip – used to skip generated values. If *iskip* is set to 5, only every fifth value generated is output. This is useful in generating higher pitched tones.

Performance

ksv – the Prandtl number or sigma

krv – the Rayleigh number

kbv – the ratio of the length and width of the box in which the convection currents are generated

kh – the step size used in approximating the differential equation. This can be used to control the pitch of the systems. Values of .1-.001 are typical.

The equations are approximated as follows:

$$\begin{aligned}x &= x + h*(s*(y - x)) \\y &= y + h*(-x*z + r*x - y) \\z &= z + h*(x*y - b*z)\end{aligned}$$

The historical values of these parameters are:

$$\begin{aligned}ks &= 10 \\kr &= 28 \\kb &= 8/3\end{aligned}$$

Examples

Here is an example of the *lorenz* opcode. It uses the files *lorenz.orc* and *lorenz.sco* .

Example 1. Example of the *lorenz* opcode.

```
/* lorenz.orc */
; Initialize the global variables.
sr = 44100
kr = 44100
ksmps = 1
nchnls = 2

; Instrument #1 - a lorenz system in 3D space.
instr 1
; Create a basic tone.
kamp init 25000
kcps init 220
ifn = 1
asnd oscil kamp, kcps, ifn

; Figure out its X, Y, Z coordinates.
ksv init 10
krv init 28
kbv init 2.667
```

19. Orchestra Opcodes and Operators

```
kh init 0.0003
ix = 0.6
iy = 0.6
iz = 0.6
iskip = 1
ax1, ay1, az1 lorenz ksv, krv, kbv, kh, ix, iy, iz, iskip

; Place the basic tone within 3D space.
kx downsamp ax1
ky downsamp ay1
kz downsamp az1
idist = 1
ift = 0
imode = 1
imdel = 1.018853416
iovr = 2
aw2, ax2, ay2, az2 spat3d asnd, kx, ky, kz, idist, \
    ift, imode, imdel, iovr

; Convert the 3D sound to stereo.
aleft = aw2 + ay2
aright = aw2 - ay2

outs aleft, aright
endin
/* lorenz.orc */
```

```
/* lorenz.sco */
; Table #1 a sine wave.
f 1 0 16384 10 1

; Play Instrument #1 for 5 seconds.
i 1 0 5
e
/* lorenz.sco */
```

Credits

Author: Hans Mikelson February 1999

New in Csound version 3.53

19.363. loscil

loscil – Read sampled sound from a table.

Description

Read sampled sound (mono or stereo) from a table, with optional sustain and release looping.

Syntax

```
ar [,ar2] loscil xamp, kcps, ifn [, ibas] [, imod1] [, ibeg1] [, iend1] [, imod2] [, ibeg2] [, iend2]
```

Initialization

ifn – function table number, typically denoting an AIFF sampled sound segment with prescribed looping points. The source file may be mono or stereo.

ibas (optional) – base frequency in *Hz* of the recorded sound. This optionally overrides the frequency given in the AIFF file, but is required if the file did not contain one. The default value is 261.626 Hz, i.e. middle C. (New in Csound 4.03).

imod1, *imod2* (optional, default=-1) – play modes for the sustain and release loops. A value of 1 denotes normal looping, 2 denotes forward & backward looping, 0 denotes no looping. The default value (-1) will defer to the mode and the looping points given in the source file.

ibeg1, *iend1*, *ibeg2*, *iend2* (optional, dependent on *mod1*, *mod2*) – begin and end points of the sustain and release loops. These are measured in *sample frames* from the beginning of the file, so will look the same whether the sound segment is monaural or stereo.

Performance

ar1, *ar2* – the output at audio-rate. There is just *ar1* for mono output. However, there is both *ar1* and *ar2* for stereo output.

xamp – the amplitude of the output signal.

kcps – the frequency of the output signal in cycles per second.

loscil samples the *fable* audio at a-rate determined by *kcps*, then multiplies the result by *xamp*. The sampling increment for *kcps* is dependent on the table's base-note frequency *ibas*, and is automatically adjusted if the orchestra *sr* value differs from that at which the source was recorded. In this unit, *fable* is always sampled with interpolation.

If sampling reaches the *sustain loop* endpoint and looping is in effect, the point of sampling will be modified and *loscil* will continue reading from within that loop segment. Once the instrument has received a *turnoff* signal (from the score or from a MIDI *noteoff* event), the next sustain endpoint encountered will be ignored and sampling will continue towards the *release loop* end-point, or towards the last sample (henceforth to zeros).

loscil is the basic unit for building a sampling synthesizer. Given a sufficient set of recorded piano tones, for example, this unit can resample them to simulate the missing tones. Locating the sound source nearest a desired pitch can be done via table lookup. Once a sampling instrument has begun, its *turnoff* point may be unpredictable and require an external *release* envelope; this is often done by gating the sampled audio with *linenr*, which will extend the duration of a turned-off instrument by a specific period while it implements a decay.

Note

This is mono *loscil*: `a1 loscil 10000, 1, 1`

...and this is stereo *loscil*:

`a1, a2 loscil 10000, 1, 1`

Examples

Here is an example of the *loscil* opcode. It uses the files *loscil.orc*, *loscil.sco*, and *beats.aiff*.

Example 1. Example of the *loscil* opcode.

```
/* loscil.orc */
; Initialize the global variables.
sr = 44100
kr = 4410
ksmps = 10
nchnls = 1

; Instrument #1.
instr 1
  kamp = 30000
  ; If you don't know the frequency of your audio file,
  ; set both the kcps and ibas parameters equal to 1.
  kcps = 1
  ifn = 1
  ibas = 1

  a1 loscil kamp, kcps, ifn, ibas
  out a1
```

```
endin
/*_loscil.orc_*/

/* loscil.sco */
; Table #1: an audio file.
f 1 0 262144 1 "beats.aiff" 0 4 0

; Play Instrument #1 for 6 seconds.
; This will loop the audio file several times.
i 1 0 6
e
/* loscil.sco */
```

See Also

loscil3

Credits

Note about the mono/stereo difference was contributed by Rasmus Ekman.

Example written by Kevin Conder.

19.364. loscil3

loscil3 – Read sampled sound from a table using cubic interpolation.

Description

Read sampled sound from a table using cubic interpolation.

Syntax

ar [,ar2] **loscil3** xamp, kcps, ifn [, ibas] [, imod1] [, ibeg1] [, iend1] [, imod2] [, ibeg2] [, iend2]

Initialization

ifn – function table number, typically denoting an AIFF sampled sound segment with prescribed looping points. The source file may be mono or stereo.

ibas (optional) – base frequency in *Hz* of the recorded sound. This optionally overrides the frequency given in the AIFF file, but is required if the file did not contain one. The default value is 261.626 Hz, i.e. middle C. (New in Csound 4.03).

imod1, *imod2* (optional, default=-1) – play modes for the sustain and release loops. A value of 1 denotes normal looping, 2 denotes forward & backward looping, 0 denotes no looping. The default value (-1) will defer to the mode and the looping points given in the source file.

ibeg1, *iend1*, *ibeg2*, *iend2* (optional, dependent on *mod1*, *mod2*) – begin and end points of the sustain and release loops. These are measured in *sample frames* from the beginning of the file, so will look the same whether the sound segment is monaural or stereo.

Performance

ar1, *ar2* – the output at audio-rate. There is just *ar1* for mono output. However, there is both *ar1* and *ar2* for stereo output.

xamp – the amplitude of the output signal.

kcps – the frequency of the output signal in cycles per second.

loscil3 is experimental. It is identical to *loscil* except that it uses cubic interpolation. New in Csound version 3.50.

Note

This is mono *loscil3*: `a1 loscil3 10000, 1, 1`

...and this is stereo *loscil3*:

```
a1, a2 loscil3 10000, 1, 1
```

Examples

Here is an example of the *loscil3* opcode. It uses the files *loscil3.orc*, *loscil3.sco*, and *beats.aiff*.

Example 1. Example of the *loscil3* opcode.

```
/* loscil3.orc */
; Initialize the global variables.
sr = 44100
kr = 4410
ksmps = 10
nchnls = 1

; Instrument #1.
instr 1
  kamp = 30000
  ; If you don't know the frequency of your audio file,
  ; set both the kcps and ibas parameters equal to 1.
  kcps = 1
  ifn = 1
  ibas = 1

  a1 loscil3 kamp, kcps, ifn, ibas
  out a1
endin
/* loscil3.orc */
```

```
/* loscil3.sco */
; Table #1: an audio file.
f 1 0 131072 1 "beats.aiff" 0 4 0

; Play Instrument #1 for 6 seconds.
; This will loop the drum pattern several times.
i 1 0 6
e
/* loscil3.sco */
```

See Also

loscil

Credits

Note about the mono/stereo difference was contributed by Rasmus Ekman.

Example written by Kevin Conder.

19.365. lowpass2

lowpass2 – A resonant lowpass filter.

Description

Implementation of a resonant second-order lowpass filter.

Syntax

ar **lowpass2** asig, kcf, kq [, iskip]

Initialization

iskip – initial disposition of internal data space. A zero value will clear the space; a non-zero value will allow previous information to remain. The default value is 0.

Performance

asig – input signal to be filtered

kcf – cutoff or resonant frequency of the filter, measured in Hz

kq – Q of the filter, defined, for bandpass filters, as bandwidth/cutoff. *kq* should be between 1 and 500

lowpass2 is a second order IIR lowpass filter, with k-rate controls for cutoff frequency (*kcf*) and Q (*kq*). As *kq* is increased, a resonant peak forms around the cutoff frequency, transforming the lowpass filter response into a response that is similar to a bandpass filter, but with more low frequency energy. This corresponds to an increase in the magnitude and “sharpness” of the resonant peak. For high values of *kq*, a scaling function such as *balance* may be required. In practice, this allows for the simulation of the voltage-controlled filters of analog synthesizers, or for the creation of a pitch of constant amplitude while filtering white noise.

Examples

Here is an example of the lowpass2 opcode. It uses the files *lowpass2.orc* and *lowpass2.sco*.

Example 1. Example of the lowpass2 opcode.

```
/* lowpass2.orc */
/* Written by Sean Costello */
; Orchestra file for resonant filter sweep of a sawtooth-like waveform.
sr = 44100
kr = 2205
ksmps = 20
nchnls = 1

instr 1

idur = p3
ifreq = p4
iamp = p5 * .5
iharms = (sr*.4) / ifreq

; Sawtooth-like waveform
asig gbuzz 1, ifreq, iharms, 1, .9, 1

; Envelope to control filter cutoff
kfreq linseg 1, idur * 0.5, 5000, idur * 0.5, 1
```



```

    afilt    lowpass2 asig, kfreq, 30

; Simple amplitude envelope
    kenv    linseg 0, .1, iamp, idur -.2, iamp, .1, 0
           out asig * kenv

           endin
/* lowpass.orc */

/* lowpass2.sco */
/* Written by Sean Costello */
f1 0 8192 9 1 1 .25

i1 0 5 100 1000
i1 5 5 200 1000
e
/* lowpass2.sco */

```

Credits

Author: Sean Costello Seattle, Washington August 1999

New in Csound version 4.0

19.366. lowres

lowres – Another resonant lowpass filter.

Description

lowres is a resonant lowpass filter.

Syntax

ar **lowres** asig, kcutoff, kresonance [, iskip]

Initialization

iskip – initial disposition of internal data space. A zero value will clear the space; a non-zero value will allow previous information to remain. The default value is 0.

Performance

asig – input signal

kcutoff – filter cutoff frequency point

kresonance – resonance amount

lowres is a resonant lowpass filter derived from a Hans Mikelson orchestra. This implementation is much faster than implementing it in Csound language, and it allows *kr* lower than *sr* . *kcutoff* is not in Hz and *kresonance* is not in dB, so experiment for the finding best results.

Examples

Here is an example of the lowres opcode. It uses the files *lowres.orc* , *lowres.sco* and *beats.wav* .

Example 1. Example of the lowres opcode.

```
/* lowres.orc */
; Initialize the global variables.
sr = 44100
kr = 4410
ksmps = 10
nchnls = 1

; Instrument #1.
instr 1
; Use a nice sawtooth waveform.
asig vco 5000, 440, 1

; Vary the cutoff frequency from 30 to 300 Hz.
kcutoff line 30, p3, 300
kresonance = 10

; Apply the filter.
a1 lowres asig, kcutoff, kresonance

out a1
endin
/* lowres.orc */
```

```
/* lowres.sco */
; Table #1, a sine wave for the vco opcode.
f 1 0 16384 10 1

; Play Instrument #1 for two seconds.
i 1 0 2
e
/* lowres.sco */
```

See Also

lowresx

Credits

Author: Gabriel Maldonado (adapted by John ffitch) Italy

Example written by Kevin Conder.

New in Csound version 3.49

19.367. lowresx

lowresx – Simulates layers of serially connected resonant lowpass filters.

Description

lowresx is equivalent to more layers of *lowres* with the same arguments serially connected.

Syntax

ar **lowresx** asig, kcutoff, kresonance [, inumlayer] [, iskip]

Initialization

inumlayer – number of elements in a *lowresx* stack. Default value is 4. There is no maximum.

iskip – initial disposition of internal data space. A zero value will clear the space; a non-zero value will allow previous information to remain. The default value is 0.

Performance

asig – input signal

kcutoff – filter cutoff frequency point

kresonance – resonance amount

lowresx is equivalent to more layer of *lowres* with the same arguments serially connected. Using a stack of a larger number of filters allows a sharper cutoff. This is faster than using a larger number of instances of *lowres* in a Csound orchestra because only one initialization and k cycle are needed at time and the audio loop falls entirely inside the cache memory of processor. Based on an orchestra by Hans Mikelson

Examples

Here is an example of the *lowresx* opcode. It uses the files *lowresx.orc* , *lowresx.sco* , and *beats.wav* .

Example 1. Example of the *lowresx* opcode.

```
/* lowresx.orc */
; Initialize the global variables.
sr = 44100
kr = 4410
ksmps = 10
nchnls = 1

; Instrument #1 - play the sawtooth waveform through a
; stack of filters.
instr 1
; Use a nice sawtooth waveform.
asig vco 5000, 440, 1

; Vary the cutoff frequency from 30 to 300 Hz.
kcutoff line 30, p3, 300
kresonance = 3
inumlayer = 2

alr lowresx asig, kcutoff, kresonance, inumlayer

; It gets loud, so clip the output amplitude to 30,000.
a1 clip alr, 1, 30000
out a1
endin
/* lowresx.orc */
```

```
/* lowresx.sco */
; Table #1, a sine wave for the vco opcode.
f 1 0 16384 10 1

; Play Instrument #1 for two seconds.
i 1 0 2
e
/* lowresx.sco */
```

See Also

lowres

Credits

Author: Gabriel Maldonado (adapted by John ffitch) Italy

New in Csound version 3.49

19.368. lpanal

`lpanal` – Performs both linear predictive analysis on a soundfile.

Description

Linear predictive analysis for the Csound *lp generators*

Syntax

`csound -U lpanal [flags] infilename outfilename`

`lpanal [flags] infilename outfilename`

Initialization

lpanal performs both lpc and pitch-tracking analysis on a soundfile to produce a time-ordered sequence of *frames* of control information suitable for Csound resynthesis. Analysis is conditioned by the control flags below. A space is optional between the flag and its value.

-a – [alternate storage] asks `lpanal` to write a file with filter poles values rather than the usual filter coefficient files. When *lpread* / *lpreson* are used with pole files, automatic stabilization is performed and the filter should not get wild. (This is the default in the Windows GUI) - Changed by Marc Resibois.

-s srate – sampling rate of the audio input file. This will over-ride the *srate* of the soundfile header, which otherwise applies. If neither is present, the default is 10000.

-c channel – channel number sought. The default is 1.

-b begin – beginning time (in seconds) of the audio segment to be analyzed. The default is 0.0

-d duration – duration (in seconds) of the audio segment to be analyzed. The default of 0.0 means to the end of the file.

-p npoles – number of poles for analysis. The default is 34, the maximum 50.

-h hopsize – hop size (in samples) between frames of analysis. This determines the number of frames per second (*srate* / *hopsize*) in the output control file. The analysis framesize is *hopsize* * 2 samples. The default is 200, the maximum 500.

-C string – text for the comments field of the *lpfile* header. The default is the null string.

-P mincps – lowest frequency (in Hz) of pitch tracking. -P0 means no pitch tracking.

-Q maxcps – highest frequency (in Hz) of pitch tracking. The narrower the pitch range, the more accurate the pitch estimate. The defaults are -P70, -Q200.

-v verbosity – level of terminal information during analysis.

- 0 = none
- 1 = verbose
- 2 = debug

The default is 0.

Examples

```
lpanal
-a -p26 -d2.5 -P100 -Q400 audiofile.test lpf122
```

will analyze the first 2.5 seconds of file “audiofile.test”, producing $sr/200$ frames per second, each containing 26-pole filter coefficients and a pitch estimate between 100 and 400 Hertz. Stabilized (-a) output will be placed in “lpfil22” in the current directory.

File Format

Output is a file comprised of an identifiable header plus a set of frames of floating point analysis data. Each frame contains four values of pitch and gain information, followed by *npoles* filter coefficients. The file is readable by Csound’s *lpread* .

lpanal is an extensive modification of Paul Lanksy’s lpc analysis programs.

19.369. lpf18

lpf18 – A 3-pole sweepable resonant lowpass filter.

Description

Implementation of a 3 pole sweepable resonant lowpass filter.

Syntax

ar **lpf18** asig, kfco, kres, kdist

Performance

kfco – the filter cutoff frequency in Hz. Should be in the range 0 to $sr/2$.

kres – the amount of resonance. Self-oscillation occurs when *kres* is approximately 1. Should usually be in the range 0 to 1, however, values slightly greater than 1 are possible for more sustained oscillation and an “overdrive” effect.

kdist – amount of distortion. *kdist* = 0 gives a clean output. *kdist* > 0 adds *tanh* () distortion controlled by the filter parameters, in such a way that both low cutoff and high resonance increase the distortion amount. Some experimentation is encouraged.

lpf18 is a digital emulation of a 3 pole (18 dB/oct.) lowpass filter capable of self-oscillation with a built-in distortion unit. It is really a 3-pole version of *moogvcf* , retuned, recalibrated and with some performance improvements. The tuning and feedback tables use no more than 6 adds and 6 multiplies per control rate. The distortion unit, itself, is based on a modified *tanh* function driven by the filter controls.

Note

This filter requires that the input signal be normalized to one.

Examples

Here is an example of the lpf18 opcode. It uses the files *lpf18.orc* and *lpf18.sco* .

Example 1. Example of the lpf18 opcode.

19. Orchestra Opcodes and Operators

```
/* lpf18.orc */
; Initialize the global variables.
sr = 44100
kr = 4410
ksmps = 10
nchnls = 1

; Instrument #1.
instr 1
; Generate a sine waveform.
; Note that its amplitude (kamp) ranges from 0 to 1.
kamp init 1
kcps init 440
knh init 3
ifn = 1
asine buzz kamp, kcps, knh, ifn

; Filter the sine waveform.
; Vary the cutoff frequency (kfco) from 300 to 3,000 Hz.
kfco line 300, p3, 3000
kres init 0.8
kdist init 0.3
aout lpf18 asine, kfco, kres, kdist

out aout * 30000
endin
/* lpf18.orc */
```

```
/* lpf18.sco */
; Table #1, a sine wave.
f 1 0 16384 10 1

; Play Instrument #1 for four seconds.
i 1 0 4
e
/* lpf18.sco */
```

Credits

Author: Josep M Comajuncosas Spain December 2000

Example written by Kevin Conder with help from Iain Duncan. Thanks goes to Iain for helping with the example.

New in Csound version 4.10

19.370. lpfreson

lpfreson – Modifies the spectrum of an audio signal with time-varying filter coefficients from a control file and frequency ratio.

Description

Modifies the spectrum of an audio signal with time-varying filter coefficients from a control file and frequency ratio.

Syntax

ar **lpfreson** asig, kfrqratio

Performance

asig – an audio signal to be modified.

kfrqratio – frequency ratio. Must be greater than 0.

lpread gets its values from the control file according to the input value *ktimpnt* (in seconds). If *ktimpnt* proceeds at the analysis rate, time-normal synthesis will result; proceeding at a faster, slower, or variable rate will result in time-warped synthesis. At each k-period, *lpread* interpolates between adjacent frames to more accurately determine the parameter values (presented as output) and the filter coefficient settings (passed internally to a subsequent *lpfreson*).

See Also

lpread , *lpreson*

19.371. *lphasor*

lphasor – Generates a table index for sample playback

Description

This opcode can be used to generate table index for sample playback (e.g. *tablexkt*).

Syntax

ar **lphasor** xtrns [, ilps] [, ilpe] [, imode] [, istr] [, istor]

Initialization

ilps – loop start.

ilpe – loop end (must be greater than *ilps* to enable looping). The default value of *ilps* and *ilpe* is zero.

imode (optional: default = 0) – loop mode. Allowed values are:

- 0: no loop
- 1: forward loop
- 2: backward loop
- 3: forward-backward loop

istr (optional: default = 0) – The initial output value (phase). It must be less than *ilpe* if looping is enabled, but is allowed to be greater than *ilps* (i.e. you can start playback in the middle of the loop).

istor (optional: default = 0) – skip initialization if set to any non-zero value.

Performance

ar – a raw table index in samples (same unit for loop points). Can be used as index with the table opcodes.

xtrns – transpose factor, expressed as a playback ratio. *ar* is incremented by this value, and wraps around loop points. For example, 1.5 means a fifth above, 0.75 means fourth below. It is not allowed to be negative.

Credits

Author: Istvan Varga January 2002

New in version 4.18

Updated April 2002 and November 2002 by Istvan Varga

19.372. lpinterp

lpslot, lpinterp – Computes a new set of poles from the interpolation between two analysis.

Description

Computes a new set of poles from the interpolation between two analysis.

Syntax

lpinterp islot1, islot2, kmix

Initialization

islot1 – slot where the first analysis was stored

islot2 – slot where the second analysis was stored

kmix – mix value between the two analysis. Should be between 0 and 1. 0 means analysis 1 only. 1 means analysis 2 only. Any value in between will produce interpolation between the filters.

lpinterp computes a new set of poles from the interpolation between two analysis. The poles will be stored in the current *lpslot* and used by the next *lpreson* opcode.

Examples

Here is a typical orc using the opcodes:

```
ipower init
 50000 ; Define sound generator
ifreq init
 440
asrc buzz
 ipower,ifreq,10,1

ktime line
 0,p3,p3 ; Define time lin
 lpslot
 0 ; Read square data poles
krmsr,krms0,kerr,kcps lpread
 ktime,"square.pol"
 lpslot
 1 ; Read triangle data poles
krmsr,krms0,kerr,kcps lpread
 ktime,"triangle.pol"
kmix line
 0,p3,1 ; Compute result of mixing
 lpinterp
 0,1,kmix ; and balance power
ares lpreson
asrc balance
aout ares,asrc
 out
aout
```


See Also

lpslot

Credits

Author: Gabriel Maldonado

19.373. *lposcil*

lposcil, *lposcil3* – Read sampled sound from a table with optional looping and high precision.

Description

Read sampled sound (mono or stereo) from a table, with optional sustain and release looping, and high precision.

Syntax

ar ***lposcil*** *kamp*, *kfreqratio*, *kloop*, *kend*, *ifn* [, *iph*s]

Initialization

ifn – function table number

Performance

kamp – amplitude

kfreqratio – multiply factor of table frequency (for example: 1 = original frequency, 1.5 = a fifth up, .5 = an octave down)

kloop – loop point (in samples)

kend – end loop point (in samples)

lposcil (looping precise oscillator) allows varying at k-rate, the starting and ending point of a sample contained in a table (*GEN01*). This can be useful when reading a sampled loop of a wavetable, where repeat speed can be varied during the performance.

See Also

lposcil3

Credits

Author: Gabriel Maldonado Italy

New in Csound version 3.52

19.374. **lposcil3**

`lposcil3` – Read sampled sound from a table with high precision and cubic interpolation.

Description

Read sampled sound (mono or stereo) from a table, with optional sustain and release looping, and high precision. *lposcil3* uses cubic interpolation.

Syntax

ar **lposcil3** *kamp*, *kfreqratio*, *kloop*, *kend*, *ifn* [, *iphs*]

Initialization

ifn – function table number

Performance

kamp – amplitude

kfreqratio – multiply factor of table frequency (for example: 1 = original frequency, 1.5 = a fifth up, .5 = an octave down)

kloop – loop point (in samples)

kend – end loop point (in samples)

lposcil (looping precise oscillator) allows varying at k-rate, the starting and ending point of a sample contained in a table (*GEN01*). This can be useful when reading a sampled loop of a wavetable, where repeat speed can be varied during the performance.

See Also

lposcil

Credits

Author: Gabriel Maldonado Italy

New in Csound version 3.52

19.375. **lpread**

`lpread` – Reads a control file of time-ordered information frames.

Description

Reads a control file of time-ordered information frames.

Syntax

krmsr, *krms0*, *kerr*, *kcps* **lpread** *ktimpnt*, *ifilcod* [, *inpoles*] [, *ifrmrate*]

Initialization

ifilcod – integer or character-string denoting a control-file (reflection coefficients and four parameter values) derived from n-pole linear predictive spectral analysis of a source audio signal. An integer denotes the suffix of a file *lp.m* ; a character-string (in double quotes) gives a filename, optionally a full pathname. If not fullpath, the file is sought first in the current directory, then in that of the environment variable *SADIR* (if defined). Memory usage depends on the size of the file, which is held entirely in memory during computation but shared by multiple calls (see also *adsyn* , *pvoc*).

inpoles (optional, default=0) – number of poles in the lpc analysis. It is required only when the control file does not have a header; it is ignored when a header is detected.

ifrmrate (optional, default=0) – frame rate per second in the lpc analysis. It is required only when the control file does not have a header; it is ignored when a header is detected.

Performance

lpread accesses a control file of time-ordered information frames, each containing n-pole filter coefficients derived from linear predictive analysis of a source signal at fixed time intervals (e.g. 1/100 of a second), plus four parameter values:

krmsr – root-mean-square (rms) of the residual of analysis

krms0 – rms of the original signal

kerr – the normalized error signal

kcps – pitch in Hz

ktimpnt – The passage of time, in seconds, through the analysis file. *ktimpnt* must always be positive, but can move forwards or backwards in time, be stationary or discontinuous, as a pointer into the analysis file.

lpread gets its values from the control file according to the input value *ktimpnt* (in seconds). If *ktimpnt* proceeds at the analysis rate, time-normal synthesis will result; proceeding at a faster, slower, or variable rate will result in time-warped synthesis. At each k-period, *lpread* interpolates between adjacent frames to more accurately determine the parameter values (presented as output) and the filter coefficient settings (passed internally to a subsequent *lpreson*).

See Also

lpfreson , *lpreson*

19.376. *lpreson*

lpreson – Modifies the spectrum of an audio signal with time-varying filter coefficients from a control file.

Description

Modifies the spectrum of an audio signal with time-varying filter coefficients from a control file.

Syntax

ar **lpreson** asig

Performance

asig – an audio signal to be modified.

lpread gets its values from the control file according to the input value *ktimpnt* (in seconds). If *ktimpnt* proceeds at the analysis rate, time-normal synthesis will result; proceeding at a faster, slower, or variable rate will result in time-warped synthesis. At each k-period, *lpread* interpolates between adjacent frames to more accurately determine the parameter values (presented as output) and the filter coefficient settings (passed internally to a subsequent *lpreson*).

See Also

lpfreson , *lpread*

19.377. lpshold

lpshold – Generate control signal consisting of held segments.

Description

Generate control signal consisting of held segments delimited by two or more specified points. The entire envelope is looped at *kgfreq* rate. Each parameter can be varied at k-rate.

Syntax

ksig **lpshold** *kgfreq*, *kgtrig*, *kgtime0*, *kgvalue0* [, *kgtime1*] [, *kgvalue1*] [, *kgtime2*] [, *kgvalue2*] [...]

Performance

ksig – Output signal

kgfreq – Repeat rate in Hz or fraction of Hz

kgtrig – If non-zero, retriggers the envelope from start (see *trigger opcode*), before the envelope cycle is completed.

kgtime0...kgtimeN – Times of points; expressed in fraction of a cycle

kgvalue0...kgvalueN – Values of points

lpshold is similar to *loopseg* , but can generate only horizontal segments, i.e. holds values for each time interval placed between *kgtimeN* and *kgtimeN+1* . It can be useful, among other things, for melodic control, like old analog sequencers.

Examples

Here is an example of the *lpshold* opcode. It uses the files *lpshold.orc* and *lpshold.sco* .

Example 1. Example of the *lpshold* opcode.

```

/* lpshold.orc */
; Initialize the global variables.
sr = 44100
kr = 4410
ksmps = 10
nchnls = 1

; Instrument #1
instr 1
  kfreq line 1, p3, 20

  klp lpshold kfreq, 0, 0, 0, p3*0.25, 20000, p3*0.75, 0

  a1 oscil klp, 440, 1
  out a1
endin
/* lpshold.orc */

/* lpshold.sco */
; Table #1, a sine wave.
f 1 0 16384 10 1

; Play Instrument #1 for five seconds.
i 1 0 5
e
/* lpshold.sco */

```

See Also

loopseg

Credits

Author: Gabriel Maldonado

New in Version 4.13

19.378. *lpslot*

lpslot – Selects the slot to be use by further lp opcodes.

Description

Selects the slot to be use by further lp opcodes.

Syntax

lpslot *islot*

Initialization

islot – number of slot to be selected.

Performance

lpslot selects the slot to be use by further lp opcodes. This is the way to load and reference several analyses at the same time.

Examples

Here is a typical orc using the opcodes:

```
ipower init
 50000 ; Define sound generator
ifreq init
 440
asrc buzz
 ipower,ifreq,10,1

ktime line
 0,p3,p3 ; Define time lin
 lpslot
 0 ; Read square data poles
krmsr,krms0,kerr,kcps lpread
 ktime,"square.pol"
 lpslot
 1 ; Read triangle data poles
krmsr,krms0,kerr,kcps lpread
 ktime,"triangle.pol"
kmix line
 0,p3,1 ; Compute result of mixing
 lpinterp
 0,1,kmix ; and balance power
ares lpreson
asrc
aout balance
ares,asrc
 out
aout
```

See Also

lpinterp

Credits

Author: Mark Resibois Brussels 1996

19.379. mac

mac – Multiplies and accumulates a- and k-rate signals.

Description

Multiplies and accumulates a- and k-rate signals.

Syntax

ar **mac** asig1, ksig1 [, asig2] [, ksig2] [, asig3] [, ksig3] [...]

Performance

ksig1, etc. – k-rate input signals

asig1, etc. – a-rate input signals

mac multiplies and accumulates a- and k-rate signals. It is equivalent to:

$$ar = asig1 + ksig1*asig2 + ksig2+asig3 + \dots$$

See Also

maca

Credits

Author: John fitch University of Bath, Codemist, Ltd. Bath, UK May 1999
New in Csound version 3.54

19.380. *maca*

maca – Multiply and accumulate a-rate signals only.

Description

Multiply and accumulate a-rate signals only.

Syntax

ar **maca** asig1 [, asig2] [, asig3] [, asig4] [, asig5] [...]

Performance

asig1, *asig2*, ... – a-rate input signals

maca multiplies and accumulates a-rate signals only. It is equivalent to:

$$ar = asig1 + asig2*asig3 + asig4+asig5 + \dots$$

See Also

mac

Credits

Author: John fitch University of Bath, Codemist, Ltd. Bath, UK May 1999
New in Csound version 3.54

19.381. *madsr*

madsr – Calculates the classical ADSR envelope using the linsegr mechanism.

Description

Calculates the classical ADSR envelope using the *linsegr* mechanism.

Syntax

ar **madsr** iatt, idec, islev, irel [, idel] [, ireltim]

kr **madsr** iatt, idec, islev, irel [, idel] [, ireltim]

Initialization

iatt – duration of attack phase

idec – duration of decay

islev – level for sustain phase

irel – duration of release phase.

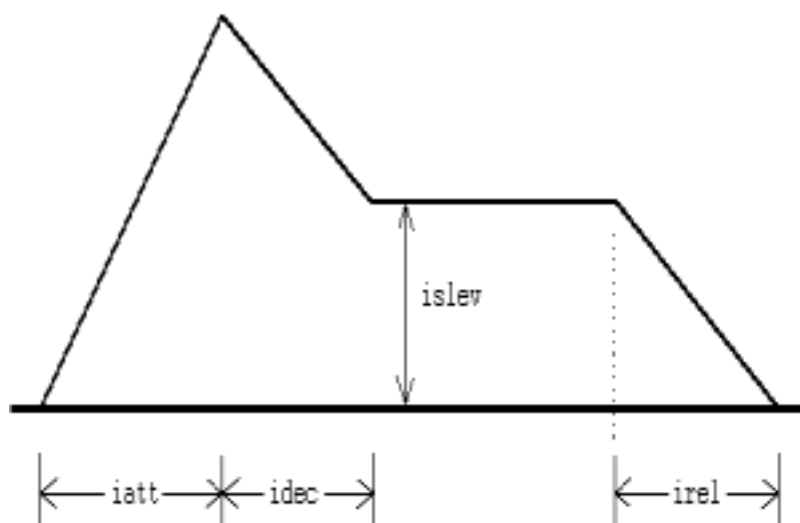
idel – period of zero before the envelope starts

ireltim (optional, default=-1) – Control release time after receiving a MIDI noteoff event. If less than zero, the longest release time given in the current instrument is used. If zero or more, the given value will be used for release time. Its default value is -1. (New in Csound 3.59 - not yet properly tested)

Please note that the release time cannot be longer than $32767/kr$ seconds.

Performance

The envelope is the range 0 to 1 and may need to be scaled further. The envelope may be described as:



Picture of an ADSR envelope.

The length of the sustain is calculated from the length of the note. This means *adsr* is not suitable for use with MIDI events. The opcode *madsr* uses the *linsegr* mechanism, and so can be used in MIDI applications.

Examples

Here is an example of the `madsr` opcode. It uses the files `madsr.orc` and `madsr.sco`.

Example 1. Example of the `madsr` opcode.

```
/* madsr.orc */
/* Written by Iain McCurdy */
; Initialize the global variables.
sr = 44100
kr = 441
ksmps = 100
nchnls = 1

; Instrument #1.
instr 1
; Attack time.
iattack = 0.5
; Decay time.
idecay = 0
; Sustain level.
isustain = 1
; Release time.
irelease = 0.5
aenv madsr iattack, idecay, isustain, irelease

a1 oscili 10000, 440, 1
out a1*aenv
endin
/* madsr.orc */
```

```
/* madsr.sco */
/* Written by Iain McCurdy */
; Table #1, a sine wave.
f 1 0 1024 10 1

; Leave the score running for 6 seconds.
f 0 6

; Play Instrument #1 for two seconds.
i 1 0 2
e
/* madsr.sco */
```

See Also

`adsr`, `mxadsr`, `xadsr`

Credits

November 2002. Thanks to Rasmus Ekman, added documentation for the `ireltim` parameter.

December 2002. Thanks to Iain McCurdy, added an example.

December 2002. Thanks to Istvan Varga, added documentation about the maximum release time.

New in Csound version 3.49.

19.382. mandol

mandol – An emulation of a mandolin.

Description

An emulation of a mandolin.

Syntax

ar **mandol** *kamp*, *kfreq*, *kpluck*, *kdetune*, *kgain*, *ksize*, *ifn* [, *iminfreq*]

Initialization

ifn – table number containing the pluck wave form. The file *mandpluk.aiff* is suitable for this. It is also available at <ftp://ftp.cs.bath.ac.uk/pub/dream/documentation/sounds/modelling/>.

iminfreq (optional, default=0) – Lowest frequency to be played on the note. If it is omitted it is taken to be the same as the initial *kfreq*.

Performance

kamp – Amplitude of note.

kfreq – Frequency of note played.

kpluck – The pluck position, in range 0 to 1. Suggest 0.4.

kdetune – The proportional detuning between the two strings. Suggested range 0.9 to 1.

kgain – the loop gain of the model, in the range 0.97 to 1.

ksize – The size of the body of the mandolin. Range 0 to 2.

Examples

Here is an example of the mandol opcode. It uses the files *mandol.orc*, *mandol.sco*, and *mandpluk.aiff*.

Example 1. Example of the mandol opcode.

```
/* mandol.orc */
; Initialize the global variables.
sr = 22050
kr = 2205
ksmps = 10
nchnls = 1

; Instrument #1.
instr 1
; kamp = 30000
; kfreq = 880
; kpluck = 0.4
; kdetune = 0.99
; kgain = 0.99
; ksize = 2
; ifn = 1
; ifreq = 220

a1 mandol 30000, 880, 0.4, 0.99, 0.99, 2, 1, 220

out a1
endin
/* mandol.orc */
```

```
/* mandol.sco */
; Table #1: the "mandpluk.aiff" audio file
f 1 0 8192 1 "mandpluk.aiff" 0 0 0

; Play Instrument #1 for one second.
i 1 0 1
e
/* mandol.sco */
```

Credits

Author: John fitch (after Perry Cook) University of Bath, Codemist Ltd. Bath, UK
 Example written by Kevin Conder.
 New in Csound version 3.47

19.383. marimba

marimba – Physical model related to the striking of a wooden block.

Description

Audio output is a tone related to the striking of a wooden block as found in a marimba. The method is a physical model developed from Perry Cook but re-coded for Csound.

Syntax

ar **marimba** kamp, kfreq, ihrd, ipos, imp, kvibf, kvamp, ivibfn, idec [, idoubles] [, itriples]

Initialization

ihrd – the hardness of the stick used in the strike. A range of 0 to 1 is used. 0.5 is a suitable value.

ipos – where the block is hit, in the range 0 to 1.

imp – a table of the strike impulses. The file *marmstk1.wav* is a suitable function from measurements and can be loaded with a *GEN01* table. It is also available at <ftp://ftp.cs.bath.ac.uk/pub/dream/documentation/sounds/modelling/>.

ivfn – shape of vibrato, usually a sine table, created by a function

idec – time before end of note when damping is introduced

idoubles (optional) – percentage of double strikes. Default is 40%.

itriples (optional) – percentage of triple strikes. Default is 20%.

Performance

kamp – Amplitude of note.

kfreq – Frequency of note played.

kvibf – frequency of vibrato in Hertz. Suggested range is 0 to 12

kvamp – amplitude of the vibrato

Examples

Here is an example of the marimba opcode. It uses the files *marimba.orc* , *marimba.sco* , and *marmstk1.wav* .

Example 1. Example of the marimba opcode.

19. Orchestra Opcodes and Operators

```
/* marimba.orc */
; Initialize the global variables.
sr = 22050
kr = 2205
ksmps = 10
nchnls = 1

; Instrument #1.
instr 1
; kamp = 31129.60
; kfreq = 440
; ihrd = 0.5
; ipos = 0.561
; imp = 1
; kvibf = 6.0
; kvamp = 0.05
; ivibfn = 2
; idec = 0.1

a1 marimba 31129.60, 440, 0.5, 0.561, 1, 6.0, 0.05, 2, 0.1

out a1
endin
/* marimba.orc */
```

```
/* marimba.sco */
; Table #1, the "marmstkl.wav" audio file.
f 1 0 256 1 "marmstkl.wav" 0 0 0
; Table #2, a sine wave for the vibrato.
f 2 0 128 10 1

; Play Instrument #1 for one second.
i 1 0 1
e
/* marimba.sco */
```

See Also

vibes

Credits

Author: John fitch (after Perry Cook) University of Bath, Codemist Ltd. Bath, UK
New in Csound version 3.47

19.384. massign

massign – Assigns a MIDI channel number to a Csound instrument.

Description

Assigns a MIDI channel number to a Csound instrument.

Syntax

massign ichnl, insnum

massign ichnl, "insname"

Initialization

ichnl – MIDI channel number (1-16)

insnum – Csound orchestra instrument number

insname – A string (in double-quotes) representing a named instrument.

Performance

Assigns a MIDI channel number to a Csound instrument.

See Also

ctrlinit

Credits

Author: Barry L. Vercoe - Mike Berry MIT, Cambridge, Mass.

New in Csound version 3.47

Thanks goes to Rasmus Ekman for pointing out the correct MIDI channel and controller number ranges.

19.385. *maxalloc*

maxalloc – Limits the number of allocations of an instrument.

Description

Limits the number of allocations of an instrument.

Syntax

maxalloc *insnum*, *icount*

Initialization

insnum – instrument number

icount – number of instrument allocations

Performance

All instances of *maxalloc* must be defined in the header section, not in the instrument body.

Examples

Here is an example of the *maxalloc* opcode. It uses the files *maxalloc.orc* and *maxalloc.sco* .

Example 1. Example of the maxalloc opcode.

```
/* maxalloc.orc */
; Initialize the global variables.
sr = 44100
kr = 4410
ksmps = 10
nchnls = 1

; Limit Instrument #1 to three instances.
maxalloc 1, 3

; Instrument #1
instr 1
; Generate a waveform, get the cycles per second from the 4th p-field.
a1 oscil 6500, p4, 1
out a1
endin
/* maxalloc.orc */
```

```
/* maxalloc.sco */
; Just generate a nice, ordinary sine wave.
f 1 0 32768 10 1

; Play five instances of Instrument #1 for one second.
; Note that 4th p-field contains cycles per second.
i 1 0 1 220
i 1 0 1 440
i 1 0 1 880
i 1 0 1 1320
i 1 0 1 1760
e
/* maxalloc.sco */
```

Its output should contain a message like this:

```
WARNING: cannot allocate last note because it exceeds instr maxalloc
```

See Also

cpuprc , *prealloc*

Credits

Author: Gabriel Maldonado Italy July 1999

Example written by Kevin Conder.

New in Csound version 3.57

19.386. mclock

mclock – Sends a MIDI CLOCK message.

Description

Sends a MIDI CLOCK message.

Syntax

mclock ifreq

Initialization

ifreq – clock message frequency rate in Hz

Performance

Sends a MIDI CLOCK message (0xF8) every $1/ifreq$ seconds. So *ifreq* is the frequency rate of CLOCK message in Hz.

See Also

mrtmsg

Credits

Author: Gabriel Maldonado Italy

New in Csound version 3.47

19.387. *mdelay*

mdelay – A MIDI delay opcode.

Description

A MIDI delay opcode.

Syntax

mdelay *kstatus*, *kchan*, *kd1*, *kd2*, *kdelay*

Performance

kstatus – status byte of MIDI message to be delayed

kchan – MIDI channel (1-16)

kd1 – first MIDI data byte

kd2 – second MIDI data byte

kdelay – delay time in seconds

Each time that *kstatus* is other than zero, *mdelay* outputs a MIDI message to the MIDI out port after *kdelay* seconds. This opcode is useful in implementing MIDI delays. Several instances of *mdelay* can be present in the same instrument with different argument values, so complex and colorful MIDI echoes can be implemented. Further, the delay time can be changed at k-rate.

Credits

Author: Gabriel Maldonado Italy November 1998

New in Csound version 3.492

19.388. **midic14**

midic14 – Allows a floating-point 14-bit MIDI signal scaled with a minimum and a maximum range.

Description

Allows a floating-point 14-bit MIDI signal scaled with a minimum and a maximum range.

Syntax

idest midic14 *ictlno1*, *ictlno2*, *imin*, *imax* [, *ifn*]

kdest midic14 *ictlno1*, *ictlno2*, *kmin*, *kmax* [, *ifn*]

Initialization

idest – output signal

ictlno1 – most-significant byte controller number (0-127)

ictlno2 – least-significant byte controller number (0-127)

imin – user-defined minimum floating-point value of output

imax – user-defined maximum floating-point value of output

ifn (optional) – table to be read when indexing is required. Table must be normalized. Output is scaled according to *imin* and *imax* values.

Performance

kdest – output signal

kmin – user-defined minimum floating-point value of output

kmax – user-defined maximum floating-point value of output

midic14 (i- and k-rate 14 bit MIDI control) allows a floating-point 14-bit MIDI signal scaled with a minimum and a maximum range. The minimum and maximum values can be varied at k-rate. It can use optional interpolated table indexing. It requires two MIDI controllers as input.

See Also

ctrl7 , *ctrl14* , *ctrl21* , *initc7* , *initc14* , *initc21* , *midic7* , *midic21*

Credits

Author: Gabriel Maldonado Italy

New in Csound version 3.47

Thanks goes to Rasmus Ekman for pointing out the correct MIDI channel and controller number ranges.

19.389. *midic21*

midic21 – Allows a floating-point 21-bit MIDI signal scaled with a minimum and a maximum range.

Description

Allows a floating-point 21-bit MIDI signal scaled with a minimum and a maximum range.

Syntax

idest **midic21** *ictlno1*, *ictlno2*, *ictlno3*, *imin*, *imax* [, *ifn*]

kdest **midic21** *ictlno1*, *ictlno2*, *ictlno3*, *kmin*, *kmax* [, *ifn*]

Initialization

idest – output signal

ictln1o – most-significant byte controller number (0-127)

ictlno2 – mid-significant byte controller number (0-127)

ictlno3 – least-significant byte controller number (0-127)

imin – user-defined minimum floating-point value of output

imax – user-defined maximum floating-point value of output

ifn (optional) – table to be read when indexing is required. Table must be normalized. Output is scaled according to the *imin* and *imax* values.

Performance

kdest – output signal

kmin – user-defined minimum floating-point value of output

kmax – user-defined maximum floating-point value of output

midic21 (i- and k-rate 21 bit MIDI control) allows a floating-point 21-bit MIDI signal scaled with a minimum and a maximum range. Minimum and maximum values can be varied at k-rate. It can use optional interpolated table indexing. It requires three MIDI controllers as input.

See Also

ctrl7 , *ctrl14* , *ctrl21* , *initc7* , *initc14* , *initc21* , *midic7* , *midic14*

Credits

Author: Gabriel Maldonado Italy

New in Csound version 3.47

Thanks goes to Rasmus Ekman for pointing out the correct MIDI channel and controller number ranges.

19.390. **midic7**

midic7 – Allows a floating-point 7-bit MIDI signal scaled with a minimum and a maximum range.

Description

Allows a floating-point 7-bit MIDI signal scaled with a minimum and a maximum range.

Syntax

idest **midic7** *ictlno*, *imin*, *imax* [, *ifn*]

kdest **midic7** *ictlno*, *kmin*, *kmax* [, *ifn*]

Initialization

idest – output signal

ictlno – MIDI controller number (0-127)

imin – user-defined minimum floating-point value of output

imax – user-defined maximum floating-point value of output

ifn (optional) – table to be read when indexing is required. Table must be normalized. Output is scaled according to the *imin* and *imax* values.

Performance

kdest – output signal

kmin – user-defined minimum floating-point value of output

kmax – user-defined maximum floating-point value of output

midic7 (i- and k-rate 7 bit MIDI control) allows a floating-point 7-bit MIDI signal scaled with a minimum and a maximum range. It also allows optional non-interpolated table indexing. In *midic7* minimum and maximum values can be varied at k-rate.

See Also

ctrl7 , *ctrl14* , *ctrl21* , *inirc7* , *inirc14* , *inirc21* , *midic14* , *midic21*

Credits

Author: Gabriel Maldonado Italy

New in Csound version 3.47

Thanks goes to Rasmus Ekman for pointing out the correct MIDI channel and controller number ranges.

19.391. **midichannelaftertouch**

midichannelaftertouch – Gets a MIDI channel's aftertouch value.

Description

midichannelaftertouch is designed to simplify writing instruments that can be used interchangeably for either score or MIDI input, and to make it easier to adapt instruments originally written for score input to work with MIDI input.

In general, it should be possible to write instrument definitions that work identically with both scores and MIDI, including both MIDI files and real-time MIDI input, without using any conditional statements, and that take full advantage of MIDI voice messages.

Note that correlating Csound instruments with MIDI channel numbers is done using the *massign* opcode for real-time performance,. For file-driven performance, instrument numbers default to MIDI channel number + 1, but the defaults are overridden by any MIDI program change messages in the file.

Syntax

midichannelaftertouch xchannelaftertouch [, ilow] [, ihigh]

Initialization

ilow (optional) – optional low value after rescaling, defaults to 0.

ihigh (optional) – optional high value after rescaling, defaults to 127.

Performance

xchannelaftertouch – returns the MIDI channel aftertouch during MIDI activation, remains unchanged otherwise.

If the instrument was activated by MIDI input, the opcode overwrites the value of *xchannelaftertouch* with the corresponding value from MIDI input. If the instrument was *NOT* activated by MIDI input, the value of *xchannelaftertouch* remains unchanged.

This enables score p-fields to receive MIDI input data during MIDI activation, and score values otherwise.

Adapting a score-activated Csound instrument.

To adapt an ordinary Csound instrument designed for s

Obviously, *midinoteoncps* could be changed to *midinoteonoct* or any of the other options, and the choice of p-fields is arbitrary.

Examples

Here is an example of the *midichannelaftertouch* opcode. It uses the files *midichannelaftertouch.orc* and *midichannelaftertouch.sco* .

Example 1. Example of the *midichannelaftertouch* opcode.

```
/* midichannelaftertouch.orc */
; Initialize the global variables.
sr = 44100
kr = 4410
ksmps = 10
nchnls = 1
```

19. Orchestra Opcodes and Operators

```
; Instrument #1.
instr 1
  kaft init 0
  midichannelaftertouch kaft

; Display the aftertouch value when it changes.
  printk2 kaft
endin
/* midichannelaftertouch.orc */

/* midichannelaftertouch.sco */
; Play Instrument #1 for ten seconds.
i 1 0 10
e
/* midichannelaftertouch.sco */
```

Its output should include lines like:

```
i1 127.00000
i1 20.00000
i1 44.00000
```

See Also

midicontrolchange , *mididefault* , *midinoteoff* , *midinoteoncps* , *midinoteonkey* , *midinoteonoct* , *midinoteonpch* , *midipitchbend* , *midipolyaftertouch* , *midiprogramchange*

Credits

Author: Michael Gogins

Example written by Kevin Conder.

New in version 4.20

19.392. midichn

midichn – Returns the MIDI channel number from which the note was activated.

Description

midichn returns the MIDI channel number (1 - 16) from which the note was activated. In the case of score notes, it returns 0.

Syntax

ichn **midichn**

Initialization

ichn – channel number. If the current note was activated from score, it is set to zero.

Examples

Here is a simple example of the *midichn* opcode. It uses the files *midichn.orc* and *midichn.sco* .

Example 1. Example of the *midichn* opcode.

```

/* midichn.orc */
; Initialize the global variables.
sr = 44100
kr = 4410
ksmps = 10
nchnls = 1

; Instrument #1.
instr 1
  i1 midichn

  print i1
endin
/* midichn.orc */

```

```

/* midichn.sco */
; Play Instrument #1 for 12 seconds.
i 1 0 12
e
/* midichn.sco */

```

Here is an advanced example of the midichn opcode. It uses the files *midichn_advanced.mid*, *midichn_advanced.orc*, and *midichn_advanced.sco*.

Don't forget that you must include the *-F flag* when using an external MIDI file like "midichn_advanced.mid".

Example 2. An advanced example of the midichn opcode.

```

/* midichn_advanced.orc - written by Istvan Varga */
sr = 44100
ksmps = 10
nchnls = 1

  massign 1, 1 ; all channels use instr 1
  massign 2, 1
  massign 3, 1
  massign 4, 1
  massign 5, 1
  massign 6, 1
  massign 7, 1
  massign 8, 1
  massign 9, 1
  massign 10, 1
  massign 11, 1
  massign 12, 1
  massign 13, 1
  massign 14, 1
  massign 15, 1
  massign 16, 1

gicnt = 0 ; note counter

  instr 1

gicnt = gicnt + 1 ; update note counter
kcnt init gicnt ; copy to local variable
ichn midichn ; get channel number
istime times ; note-on time

  if (ichn > 0.5) goto l2 ; MIDI note
  printks "note%.0f_(time=%.2f) was activated from the score\\n", \
    3600, kcnt, istime
  goto l1
l2:
  printks "note%.0f_(time=%.2f) was activated from channel%.0f\\n", \
    3600, kcnt, istime, ichn
l1:
  endin
/* midichn_advanced.orc - written by Istvan Varga */

/* midichn_advanced.sco - written by Istvan Varga */
t 0 60
f 0 6 2 -2 0
i 1 1 0.5
i 1 4 0.5
e
/* midichn_advanced.sco - written by Istvan Varga */

```

Its output should include lines like:

```
note 7 (time = 0.00) was activated from channel 4  
note 8 (time = 0.00) was activated from channel 2
```

See Also

pgmassign

Credits

Author: Istvan Varga May 2002

The simple example was written by Kevin Conder.

New in version 4.20

19.393. midicontrolchange

midicontrolchange – Gets a MIDI control change value.

Description

midicontrolchange is designed to simplify writing instruments that can be used interchangeably for either score or MIDI input, and to make it easier to adapt instruments originally written for score input to work with MIDI input.

In general, it should be possible to write instrument definitions that work identically with both scores and MIDI, including both MIDI files and real-time MIDI input, without using any conditional statements, and that take full advantage of MIDI voice messages.

Note that correlating Csound instruments with MIDI channel numbers is done using the *massign* opcode for real-time performance. For file-driven performance, instrument numbers default to MIDI channel number + 1, but the defaults are overridden by any MIDI program change messages in the file.

Syntax

midicontrolchange *xcontroller*, *xcontrollervalue* [, *ilow*] [, *ihigh*]

Initialization

ilow (optional) – optional low value after rescaling, defaults to 0.

ihigh (optional) – optional high value after rescaling, defaults to 127.

Performance

xcontroller – specifies a MIDI controller number (0-127).

xcontrollervalue – returns the value of the MIDI controller during MIDI activation, remains unchanged otherwise.

If the instrument was activated by MIDI input, the opcode overwrites the values of the *xcontroller* and *xcontrolvalue* with the corresponding values from MIDI input. If the instrument was *NOT* activated by MIDI input, the values of *xcontroller* and *xcontrolvalue* remain unchanged.

This enables score p-fields to receive MIDI input data during MIDI activation, and score values otherwise.

Adapting a score-activated Csound instrument.

To adapt an ordinary Csound instrument designed for s

Obviously, *midinoteoncps* could be changed to *midinoteonoct* or any of the other options, and the choice of p-fields is arbitrary.

See Also

midichannelaftertouch , *mididefault* , *midinoteoff* , *midinoteoncps* , *midinoteonkey* , *midinoteonoct* , *midinoteonpch* , *midipitchbend* , *midipolyaftertouch* , *midiprogramchange*

Credits

Author: Michael Gogins

New in version 4.20

Thanks goes to Rasmus Ekman for pointing out the correct MIDI channel and controller number ranges.

19.394. *midictrl*

midictrl – Get the current value (0-127) of a specified MIDI controller.

Description

Get the current value (0-127) of a specified MIDI controller.

Syntax

ival **midictrl** inum [, imin] [, imax]

kval **midictrl** inum [, imin] [, imax]

Initialization

inum – MIDI controller number (0-127)

imin, *imax* – set minimum and maximum limits on values obtained.

Performance

Get the current value (0-127) of a specified MIDI controller.

See Also

aftouch , *ampmidi* , *cpsmidi* , *cpsmidib* , *notnum* , *octmidi* , *octmidib* , *pchbend* , *pchmidi* , *pchmidib* , *veloc*

Credits

Author: Barry L. Vercoe - Mike Berry MIT - Mills May 1997

Thanks goes to Rasmus Ekman for pointing out the correct MIDI channel and controller number ranges.

19.395. mididefault

mididefault – Changes values, depending on MIDI activation.

Description

mididefault is designed to simplify writing instruments that can be used interchangeably for either score or MIDI input, and to make it easier to adapt instruments originally written for score input to work with MIDI input.

In general, it should be possible to write instrument definitions that work identically with both scores and MIDI, including both MIDI files and real-time MIDI input, without using any conditional statements, and that take full advantage of MIDI voice messages.

Note that correlating Csound instruments with MIDI channel numbers is done using the *massign* opcode for real-time performance,. For file-driven performance, instrument numbers default to MIDI channel number + 1, but the defaults are overridden by any MIDI program change messages in the file.

Syntax

mididefault *xdefault*, *xvalue*

Performance

xdefault – specifies a default value that will be used during MIDI activation.

xvalue – overwritten by *xdefault* during MIDI activation, remains unchanged otherwise.

If the instrument was activated by MIDI input, the opcode will overwrite the value of *xvalue* with the value of *xdefault* . If the instrument was *NOT* activated by MIDI input, *xvalue* will remain unchanged.

This enables score pfields to receive a default value during MIDI activation, and score values otherwise.

Adapting a score-activated Csound instrument.

To adapt an ordinary Csound instrument designed for score a

Obviously, *midinoteoncps* could be changed to *midinoteonoct* or any of the other options, and the choice of p-fields is arbitrary.

See Also

midichannelaftertouch , *midicontrolchange* , *midinoteoff* , *midinoteoncps* , *midinoteonkey* , *midinoteonoct* , *midinoteonpch* , *midipitchbend* , *midipolyaftertouch* , *midiprogramchange*

Credits

Author: Michael Gogins

New in version 4.20

19.396. *midin*

midin – Returns a generic MIDI message received by the MIDI IN port.

Description

Returns a generic MIDI message received by the MIDI IN port

Syntax

kstatus, *kchan*, *kdata1*, *kdata2* ***midin***

Performance

kstatus – the type of MIDI message. Can be:

- 128 (note off)
- 144 (note on)
- 160 (polyphonic aftertouch)
- 176 (control change)
- 192 (program change)
- 208 (channel aftertouch)
- 224 (pitch bend)
- 0 if no MIDI message are pending in the MIDI IN buffer

kchan – MIDI channel (1-16)

kdata1, *kdata2* – message-dependent data values

midin has no input arguments, because it reads at the MIDI IN port implicitly. It works at k-rate. Normally (i.e., when no messages are pending) *kstatus* is zero, only when MIDI data are present in the MIDI IN buffer, is *kstatus* set to the type of the relevant messages.

Credits

Author: Gabriel Maldonado Italy 1998
New in Csound version 3.492

19.397. `midinoteoff`

`midinoteoff` – Gets a MIDI noteoff value.

Description

midinoteoff is designed to simplify writing instruments that can be used interchangeably for either score or MIDI input, and to make it easier to adapt instruments originally written for score input to work with MIDI input.

In general, it should be possible to write instrument definitions that work identically with both scores and MIDI, including both MIDI files and real-time MIDI input, without using any conditional statements, and that take full advantage of MIDI voice messages.

Note that correlating Csound instruments with MIDI channel numbers is done using the *massign* opcode for real-time performance. For file-driven performance, instrument numbers default to MIDI channel number + 1, but the defaults are overridden by any MIDI program change messages in the file.

Syntax

`midinoteoff` *xkey*, *xvelocity*

Performance

xkey – returns MIDI key during MIDI activation, remains unchanged otherwise.

xvelocity – returns MIDI velocity during MIDI activation, remains unchanged otherwise.

If the instrument was activated by MIDI input, the opcode overwrites the values of the *xkey* and *xvelocity* with the corresponding values from MIDI input. If the instrument was *NOT* activated by MIDI input, the values of *xkey* and *xvelocity* remain unchanged.

This enables score p-fields to receive MIDI input data during MIDI activation, and score values otherwise.

Adapting a score-activated Csound instrument.

To adapt an ordinary Csound instrument designed for score a

Obviously, *midinoteoncps* could be changed to *midinoteonoct* or any of the other options, and the choice of p-fields is arbitrary.

Examples

Here is an example of the `midinoteoff` opcode. It uses the files *midinoteoff.orc* and *midinoteoff.sco*.

Example 1. Example of the midinoteoff opcode.

```

/* midinoteoff.orc */
; Initialize the global variables.
sr = 44100
kr = 4410
ksmps = 10
nchnls = 1

; Instrument #1.
instr 1
  kkey init 0
  kvelocity init 0

  midinoteoff kkey, kvelocity

  ; Display the key value when it changes.
  printk2 kkey
endin
/* midinoteoff.orc */

/* midinoteoff.sco */
; Play Instrument #1 for ten seconds.
i 1 0 10
e
/* midinoteoff.sco */

```

Its output should include lines like:

```

i1 60.00000
i1 76.00000

```

See Also

midichannelaftertouch, *midicontrolchange*, *mididefault*, *midinoteoncps*, *midinoteonkey*, *midinoteonoct*, *midinoteonpch*, *midipitchbend*, *midipolyaftertouch*, *midiprogramchange*

Credits

Author: Michael Gogins

Example written by Kevin Conder.

New in version 4.20

19.398. midinoteoncps

midinoteoncps – Gets a MIDI note number as a cycles-per-second frequency.

Description

midinoteoncps is designed to simplify writing instruments that can be used interchangeably for either score or MIDI input, and to make it easier to adapt instruments originally written for score input to work with MIDI input.

In general, it should be possible to write instrument definitions that work identically with both scores and MIDI, including both MIDI files and real-time MIDI input, without using any conditional statements, and that take full advantage of MIDI voice messages.

Note that correlating Csound instruments with MIDI channel numbers is done using the *massign* opcode for real-time performance,. For file-driven performance, instrument numbers default to MIDI channel number + 1, but the defaults are overridden by any MIDI program change messages in the file.

Syntax

midinoteoncps xcps, xvelocity

Performance

xcps – returns MIDI key translated to cycles per second during MIDI activation, remains unchanged otherwise.

xvelocity – returns MIDI velocity during MIDI activation, remains unchanged otherwise.

If the instrument was activated by MIDI input, the opcode overwrites the values of *xcps* and *xvelocity* with the corresponding values from MIDI input. If the instrument was *NOT* activated by MIDI input, the values of *xcps* and *xvelocity* remain unchanged.

This enables score p-fields to receive MIDI input data during MIDI activation, and score values otherwise.

Adapting a score-activated Csound instrument.

To adapt an ordinary Csound instrument designed for score a

Obviously, *midinoteoncps* could be changed to *midinoteonoct* or any of the other options, and the choice of p-fields is arbitrary.

Examples

Here is an example of the *midinoteoncps* opcode. It uses the files *midinoteoncps.orc* and *midinoteoncps.sco*.

Example 1. Example of the *midinoteoncps* opcode.

```
/* midinoteoncps.orc */
; Initialize the global variables.
sr = 44100
kr = 4410
ksmps = 10
nchnls = 1

; Instrument #1.
instr 1
  kcps init 0
  kvelocity init 0

  midinoteoncps kcps, kvelocity

  ; Display the cycles-per-second value when it changes.
  printk2 kcps
endin
/* midinoteoncps.orc */
```

```
/* midinoteoncps.sco */
; Play Instrument #1 for ten seconds.
i 1 0 10
e
/* midinoteoncps.sco */
```

Its output should include lines like:

```
i1 261.62561
i1 440.00006
```

See Also

midichannelaftertouch , *midicontrolchange* , *mididefault* , *midinoteoff* , *midinoteonkey* , *midinoteonoct* , *midinoteonpch* , *midipitchbend* , *midipolyaftertouch* , *midiprogramchange*

Credits

Author: Michael Gogins

Example written by Kevin Conder.

New in version 4.20

19.399. *midinoteonkey*

midinoteonkey – Gets a MIDI note number value.

Description

midinoteonkey is designed to simplify writing instruments that can be used interchangeably for either score or MIDI input, and to make it easier to adapt instruments originally written for score input to work with MIDI input.

In general, it should be possible to write instrument definitions that work identically with both scores and MIDI, including both MIDI files and real-time MIDI input, without using any conditional statements, and that take full advantage of MIDI voice messages.

Note that correlating Csound instruments with MIDI channel numbers is done using the *massign* opcode for real-time performance,. For file-driven performance, instrument numbers default to MIDI channel number + 1, but the defaults are overridden by any MIDI program change messages in the file.

Syntax

midinoteonkey *xkey*, *xvelocity*

Performance

xkey – returns MIDI key during MIDI activation, remains unchanged otherwise.

xvelocity – returns MIDI velocity during MIDI activation, remains unchanged otherwise.

If the instrument was activated by MIDI input, the opcode overwrites the values of *xkey* and *xvelocity* with the corresponding values from MIDI input. If the instrument was *NOT* activated by MIDI input, the values of *xkey* and *xvelocity* remain unchanged.

This enables score p-fields to receive MIDI input data during MIDI activation, and score values otherwise.

Adapting a score-activated Csound instrument.

To adapt an ordinary Csound instrument designed for s

Obviously, *midinoteoncps* could be changed to *midinoteonoct* or any of the other options, and the choice of p-fields is arbitrary.

Examples

Here is an example of the *midinoteonkey* opcode. It uses the files *midinoteonkey.orc* and *midinoteonkey.sco* .

Example 1. Example of the *midinoteonkey* opcode.

```
/* midinoteonkey.orc */
; Initialize the global variables.
sr = 44100
kr = 4410
ksmps = 10
nchnls = 1

; Instrument #1.
instr 1
  kkey init 0
  kvelocity init 0

  midinoteonkey kkey, kvelocity

  ; Display the key value when it changes.
  printk2 kkey
endin
/* midinoteonkey.orc */
```

```
/* midinoteonkey.sco */
; Play Instrument #1 for ten seconds.
i 1 0 10
e
/* midinoteonkey.sco */
```

Its output should include lines like:

```
i1 60.00000
i1 69.00000
```

See Also

midichannelaftertouch , *midicontrolchange* , *mididefault* , *midinoteoff* , *midinoteoncps* , *midinoteonoct* , *midinoteonpch* , *midipitchbend* , *midipolyaftertouch* , *midiprogramchange*

Credits

Author: Michael Gogins

Example written by Kevin Conder.

New in version 4.20

19.400. *midinoteonoct*

midinoteonoct – Gets a MIDI note number value as octave-point-decimal value.

Description

midinoteonoct is designed to simplify writing instruments that can be used interchangeably for either score or MIDI input, and to make it easier to adapt instruments originally written for score input to work with MIDI input.

In general, it should be possible to write instrument definitions that work identically with both scores and MIDI, including both MIDI files and real-time MIDI input, without using any conditional statements, and that take full advantage of MIDI voice messages.

Note that correlating Csound instruments with MIDI channel numbers is done using the *massign* opcode for real-time performance,. For file-driven performance, instrument numbers default to MIDI channel number + 1, but the defaults are overridden by any MIDI program change messages in the file.

Syntax

midinoteonct *xoct*, *xvelocity*

Performance

xoct – returns MIDI key translated to linear octaves during MIDI activation, remains unchanged otherwise.

xvelocity – returns MIDI velocity during MIDI activation, remains unchanged otherwise.

If the instrument was activated by MIDI input, the opcode overwrites the values of *xoct* and *xvelocity* with the corresponding value from MIDI input. If the instrument was *NOT* activated by MIDI input, the values of *xoct* and *xvelocity* remain unchanged.

This enables score p-fields to receive MIDI input data during MIDI activation, and score values otherwise.

Adapting a score-activated Csound instrument.

To adapt an ordinary Csound instrument designed for s

Obviously, *midinoteoncps* could be changed to *midinoteonct* or any of the other options, and the choice of p-fields is arbitrary.

Examples

Here is an example of the *midinoteonct* opcode. It uses the files *midinoteonct.orc* and *midinoteonct.sco* .

Example 1. Example of the *midinoteonct* opcode.

```
/* midinoteonct.orc */
; Initialize the global variables.
sr = 44100
kr = 4410
ksmps = 10
nchnls = 1

; Instrument #1.
instr 1
  koct init 0
  kvelocity init 0

  midinoteonct koct, kvelocity

  ; Display the octave-point-decimal value when it changes.
  printk2 koct
endin
/* midinoteonct.orc */

/* midinoteonct.sco */
; Play Instrument #1 for ten seconds.
```

```
i 1 0 10
e
/* midinoteonoct.sco */
```

Its output should include lines like:

```
i1      8.00000
i1      9.33333
```

See Also

midichannelaftertouch , *midicontrolchange* , *mididefault* , *midinoteoff* , *midinoteoncps* , *midinoteonkey* , *midinoteonpch* , *midipitchbend* , *midipolyaftertouch* , *midiprogramchange*

Credits

Author: Michael Gogins

Example written by Kevin Conder.

New in version 4.20

19.401. midinoteonpch

midinoteonpch – Gets a MIDI note number as a pitch-class value.

Description

midinoteonpch is designed to simplify writing instruments that can be used interchangeably for either score or MIDI input, and to make it easier to adapt instruments originally written for score input to work with MIDI input.

In general, it should be possible to write instrument definitions that work identically with both scores and MIDI, including both MIDI files and real-time MIDI input, without using any conditional statements, and that take full advantage of MIDI voice messages.

Note that correlating Csound instruments with MIDI channel numbers is done using the *massign* opcode for real-time performance,. For file-driven performance, instrument numbers default to MIDI channel number + 1, but the defaults are overridden by any MIDI program change messages in the file.

Syntax

midinoteonpch *xpch*, *xvelocity*

Performance

xpch – returns MIDI key translated to octave.pch during MIDI activation, remains unchanged otherwise.

xvelocity – returns MIDI velocity during MIDI activation, remains unchanged otherwise.

If the instrument was activated by MIDI input, the opcode overwrites the values of *xpch* and *xvelocity* with the corresponding value from MIDI input. If the instrument was *NOT* activated by MIDI input, the values of *xpch* and *xvelocity* remain unchanged.

This enables score p-fields to receive MIDI input data during MIDI activation, and score values otherwise.

Adapting a score-activated Csound instrument.

To adapt an ordinary Csound instrument designed for s

Obviously, *midinoteoncps* could be changed to *midinoteonoct* or any of the other options, and the choice of p-fields is arbitrary.

Examples

Here is an example of the *midinoteonpch* opcode. It uses the files *midinoteonpch.orc* and *midinoteonpch.sco*.

Example 1. Example of the *midinoteonpch* opcode.

```
/* midinoteonpch.orc */
; Initialize the global variables.
sr = 44100
kr = 4410
ksmps = 10
nchnls = 1

; Instrument #1.
instr 1
  kpch init 0
  kvelocity init 0

  midinoteonpch kpch, kvelocity

  ; Display the pitch-class value when it changes.
  printk2 kpch
endin
/* midinoteonpch.orc */
```

```
/* midinoteonpch.sco */
; Play Instrument #1 for ten seconds.
i 1 0 10
e
/* midinoteonpch.sco */
```

Its output should include lines like:

```
i1      8.09000
i1      9.05000
```

See Also

midichannelaftertouch , *midicontrolchange* , *mididefault* , *midinoteoff* , *midinoteoncps* , *midinoteonkey* , *midinoteonoct* , *midipitchbend* , *midipolyaftertouch* , *midiprogramchange*

Credits

Author: Michael Gogins

Example written by Kevin Conder.

New in version 4.20

19.402. **midion**

midion – Plays MIDI notes.

Description

Plays MIDI notes.

Syntax

midion *kchn*, *knum*, *kvel*

Performance

kchn – MIDI channel number (1-16)

knum – note number (0-127)

kvel – velocity (0-127)

midion (k-rate note on) plays MIDI notes with current *kchn*, *knum* and *kvel*. These arguments can be varied at k-rate. Each time the MIDI converted value of any of these arguments changes, last MIDI note played by current instance of *midion* is immediately turned off and a new note with the new argument values is activated. This opcode, as well as *moscil*, can generate very complex melodic textures if controlled by complex k-rate signals.

Any number of *midion* opcodes can appear in the same Csound instrument, allowing a counterpoint-style polyphony within a single instrument.

See Also

moscil

Credits

Author: Gabriel Maldonado Italy May 1997

Thanks goes to Rasmus Ekman for pointing out the correct MIDI channel and controller number ranges.

19.403. **midion2**

midion2 – Sends noteon and noteoff messages to the MIDI OUT port.

Description

Sends noteon and noteoff messages to the MIDI OUT port when triggered by a value different than zero.

Syntax

midion2 *kchn*, *knum*, *kvel*, *ktrig*

Performance

kchn – MIDI channel (1-16)

knum – MIDI note number (0-127)

kvel – note velocity (0-127)

ktrig – trigger input signal (normally 0)

Similar to *midion*, this opcode sends noteon and noteoff messages to the MIDI out port, but only when *ktrig* is non-zero. This opcode is can work together with the output of the *trigger* opcode.

Credits

Author: Gabriel Maldonado Italy 1998

New in Csound version 3.492

Thanks goes to Rasmus Ekman for pointing out the correct MIDI channel and controller number ranges.

19.404. *midion*

midion – Sends a generic MIDI message to the MIDI OUT port.

Description

Sends a generic MIDI message to the MIDI OUT port.

Syntax

midion *kstatus*, *kchan*, *kdata1*, *kdata2*

Performance

kstatus – the type of MIDI message. Can be:

- 128 (note off)
- 144 (note on)
- 160 (polyphonic aftertouch)
- 176 (control change)
- 192 (program change)
- 208 (channel aftertouch)
- 224 (pitch bend)

19. Orchestra Opcodes and Operators

- 0 when no MIDI messages must be sent to the MIDI OUT port

kchan – MIDI channel (1-16)

kdata1, *kdata2* – message-dependent data values

midout has no output arguments, because it sends a message to the MIDI OUT port implicitly. It works at k-rate. It sends a MIDI message only when *kstatus* is non-zero.

Warning *Warning:* Normally *kstatus* should be set to 0. Only when the user intends to send a MIDI message, can it

Credits

Author: Gabriel Maldonado Italy 1998

New in Csound version 3.492

19.405. midpitchbend

midpitchbend – Gets a MIDI pitchbend value.

Description

midpitchbend is designed to simplify writing instruments that can be used interchangeably for either score or MIDI input, and to make it easier to adapt instruments originally written for score input to work with MIDI input.

In general, it should be possible to write instrument definitions that work identically with both scores and MIDI, including both MIDI files and real-time MIDI input, without using any conditional statements, and that take full advantage of MIDI voice messages.

Note that correlating Csound instruments with MIDI channel numbers is done using the *massign* opcode for real-time performance,. For file-driven performance, instrument numbers default to MIDI channel number + 1, but the defaults are overridden by any MIDI program change messages in the file.

Syntax

midpitchbend *xpitchbend* [, *ilow*] [, *ihigh*]

Initialization

ilow (optional) – optional low value after rescaling, defaults to 0.

ihigh (optional) – optional high value after rescaling, defaults to 127.

Performance

xpitchbend – returns the MIDI pitch bend during MIDI activation, remains unchanged otherwise.

If the instrument was activated by MIDI input, the opcode overwrites the value of *xpitchbend* with the corresponding value from MIDI input. If the instrument was *NOT* activated by MIDI input, the value of *xpitchbend* remains unchanged.

This enables score p-fields to receive MIDI input data during MIDI activation, and score values otherwise.

Adapting a score-activated Csound instrument.

To adapt an ordinary Csound instrument designed for s

Obviously, *midinoteoncps* could be changed to *midinoteonoct* or any of the other options, and the choice of p-fields is arbitrary.

Examples

Here is an example of the *midipitchbend* opcode. It uses the files *midipitchbend.orc* and *midipitchbend.sco*.

Example 1. Example of the *midipitchbend* opcode.

```
/* midipitchbend.orc */
; Initialize the global variables.
sr = 44100
kr = 4410
ksmps = 10
nchnls = 1

; Instrument #1.
instr 1
  kpb init 0

  midipitchbend kpb

  ; Display the pitch-bend value when it changes.
  printk2 kpb
endin
/* midipitchbend.orc */
```

```
/* midipitchbend.sco */
; Play Instrument #1 for ten seconds.
i 1 0 10
e
/* midipitchbend.sco */
```

Its output should include lines like:

```
i1      0.12695
i1      0.00000
i1     -0.01562
```

See Also

midichannelaftertouch , *midicontrolchange* , *mididefault* , *midinoteoff* , *midinoteoncps* , *midinoteonkey* , *midinoteonoct* , *midinoteonpch* , *midipolyaftertouch* , *midiprogramchange*

Credits

Author: Michael Gogins

Example written by Kevin Conder.

New in version 4.20

19.406. midipolyaftertouch

midipolyaftertouch – Gets a MIDI polyphonic aftertouch value.

Description

midipolyaftertouch is designed to simplify writing instruments that can be used interchangeably for either score or MIDI input, and to make it easier to adapt instruments originally written for score input to work with MIDI input.

In general, it should be possible to write instrument definitions that work identically with both scores and MIDI, including both MIDI files and real-time MIDI input, without using any conditional statements, and that take full advantage of MIDI voice messages.

Note that correlating Csound instruments with MIDI channel numbers is done using the *massign* opcode for real-time performance. For file-driven performance, instrument numbers default to MIDI channel number + 1, but the defaults are overridden by any MIDI program change messages in the file.

Syntax

midipolyaftertouch xpolyaftertouch, xcontrollervalue [, ilow] [, ihigh]

Initialization

ilow (optional) – optional low value after rescaling, defaults to 0.

ihigh (optional) – optional high value after rescaling, defaults to 127.

Performance

xpolyaftertouch – returns MIDI polyphonic aftertouch during MIDI activation, remains unchanged otherwise.

xcontrollervalue – returns the value of the MIDI controller during MIDI activation, remains unchanged otherwise.

If the instrument was activated by MIDI input, the opcode overwrites the values of *xpolyaftertouch* and *xcontrollervalue* with the corresponding values from MIDI input. If the instrument was *NOT* activated by MIDI input, the values of *xpolyaftertouch* and *xcontrollervalue* remain unchanged.

This enables score p-fields to receive MIDI input data during MIDI activation, and score values otherwise.

Adapting a score-activated Csound instrument.

To adapt an ordinary Csound instrument designed for score a

Obviously, *midinoteoncps* could be changed to *midinoteonoct* or any of the other options, and the choice of p-fields is arbitrary.

See Also

midichannelaftertouch , *midicontrolchange* , *mididefault* , *midinoteoff* , *midinoteoncps* , *midinoteonkey* , *midinoteonoct* , *midinoteonpch* , *midipitchbend* , *midiprogramchange*

Credits

Author: Michael Gogins

New in version 4.20

19.407. *midiprogramchange*

midiprogramchange – Gets a MIDI program change value.

Description

midiprogramchange is designed to simplify writing instruments that can be used interchangeably for either score or MIDI input, and to make it easier to adapt instruments originally written for score input to work with MIDI input.

In general, it should be possible to write instrument definitions that work identically with both scores and MIDI, including both MIDI files and real-time MIDI input, without using any conditional statements, and that take full advantage of MIDI voice messages.

Note that correlating Csound instruments with MIDI channel numbers is done using the *massign* opcode for real-time performance,. For file-driven performance, instrument numbers default to MIDI channel number + 1, but the defaults are overridden by any MIDI program change messages in the file.

Syntax

midiprogramchange *xprogram*

Performance

xprogram – returns the MIDI program change value during MIDI activation, remains unchanged otherwise.

If the instrument was activated by MIDI input, the opcode overwrites the value of *xprogram* with the corresponding value from MIDI input. If the instrument was *NOT* activated by MIDI input, the value of *xprogram* remains unchanged.

This enables score p-fields to receive MIDI input data during MIDI activation, and score values otherwise.

Adapting a score-activated Csound instrument.

To adapt an ordinary Csound instrument designed for s

Obviously, *midinoteoncps* could be changed to *midinoteonoct* or any of the other options, and the choice of p-fields is arbitrary.

See Also

midichannelaftertouch , *midicontrolchange* , *mididefault* , *midinoteoff* , *midinoteoncps* , *midinoteonkey* , *midinoteonoct* , *midinoteonpch* , *midipitchbend* , *midipolyaftertouch*

Credits

Author: Michael Gogins

New in version 4.20

19.408. mirror

mirror – Reflects the signal that exceeds the low and high thresholds.

Description

Reflects the signal that exceeds the low and high thresholds.

Syntax

ar **mirror** asig, klow, khigh

ir **mirror** isig, ilow, ihigh

kr **mirror** ksig, klow, khigh

Initialization

isig – input signal

ilow – low threshold

ihigh – high threshold

Performance

xsig – input signal

klow – low threshold

khigh – high threshold

mirror “reflects” the signal that exceeds the low and high thresholds.

This opcode is useful in several situations, such as table indexing or for clipping and modeling a-rate, i-rate or k-rate signals.

See Also

limit , *wrap*

Credits

Author: Gabriel Maldonado Italy
New in Csound version 3.49

19.409. %

% – Modulus operator.

Description

Arithmetic operators perform operations of change-sign (negate), don't-change-sign, logical AND logical OR, add, subtract, multiply and divide. Note that a value or an expression may fall between two of these operators, either of which could take it as its left or right argument, as in

$a + b * c$.

In such cases three rules apply:

1. * and / bind to their neighbors more strongly than + and -; Thus the above expression is taken as

$a + (b * c)$
with * taking b and c and then + taking a and b * c.

2. + and - bind more strongly than &&, which in turn is stronger than ||:

$a \&\& b - c || d$
is taken as

$(a \&\& (b - c)) || d$

3. When both operators bind equally strongly, the operations are done left to right:

$a - b - c || d$
is taken as

$(a - b) - c$

Parentheses may be used as above to force particular groupings.

The operator % returns the value of *a* reduced by *b*, so that the result, in absolute value, is that of the absolute value of *b*, by repeated subtraction. This is the same as modulus function in integers. New in Csound version 3.50.

Syntax

$a \% b$ (no rate restriction)

where the arguments *a* and *b* may be further expressions.

Examples

Here is an example of the % operator. It uses the files *modulus.orc* and *modulus.sco*.

Example 1. Example of the % operator.

```
/* modulus.orc */
; Initialize the global variables.
sr = 44100
kr = 4410
ksmps = 10
nchnls = 1

; Instrument #1.
instr 1
  i1 = 5 % 3
  print i1
endin
/* modulus.orc */
```

```
/* modulus.sco */
; Play Instrument #1 for one second.
i 1 0 1
e
/* modulus.sco */
```

Its output should include a line like this:

```
instr 1: i1 = 2.000
```

See Also

`-`, `+`, `@@`, `||`, `*`, `/`, `^`

Credits

Example written by Kevin Conder.

19.410. moog

moog – An emulation of a mini-Moog synthesizer.

Description

An emulation of a mini-Moog synthesizer.

Syntax

ar **moog** kamp, kfreq, kfiltq, kfiltrate, kvibf, kvamp, iafn, iwfn, ivfn

Initialization

iafn, *iwfn*, *ivfn* – three table numbers containing the attack waveform (unlooped), the main looping wave form, and the vibrato waveform. The files *mandpluk.aiff* and *impuls20.aiff* are suitable for the first two, and a sine wave for the last.

Note

The files “mandpluk.aiff” and “impuls20.aiff” are also available at <ftp://ftp.cs.bath.ac.uk/pub/dream/>

Performance

kamp – Amplitude of note.

kfreq – Frequency of note played.

kfiltq – Q of the filter, in the range 0.8 to 0.9

kfiltrate – rate control for the filter in the range 0 to 0.0002

kvibf – frequency of vibrato in Hertz. Suggested range is 0 to 12

kvamp – amplitude of the vibrato

Examples

Here is an example of the moog opcode. It uses the files *moog.orc* , *moog.sco* , *mandpluk.aiff* , and *impuls20.aiff* .

Example 1. Example of the moog opcode.

```
/* moog.orc */
; Initialize the global variables.
sr = 22050
kr = 2205
ksmps = 10
nchnls = 1

; Instrument #1.
instr 1
  kamp = 30000
  kfreq = 220
  kfiltq = 0.81
  kfiltrate = 0
  kvibf = 1.4
  kvamp = 2.22
  iafn = 1
  iwfn = 2
  ivfn = 3

  am moog kamp, kfreq, kfiltq, kfiltrate, kvibf, kvamp, iafn, iwfn, ivfn

; It tends to get loud, so clip moog's amplitude at 30,000.
a1 clip am, 2, 30000
out a1
endin
/* moog.orc */
```

```
/* moog.sco */
; Table #1: the "mandpluk.aiff" audio file
f 1 0 8192 1 "mandpluk.aiff" 0 0 0
; Table #2: the "impuls20.aiff" audio file
f 2 0 256 1 "impuls20.aiff" 0 0 0
; Table #3: a sine wave
f 3 0 256 10 1

; Play Instrument #1 for three seconds.
i 1 0 3
e
/* moog.sco */
```

Credits

Author: John ffitch (after Perry Cook) University of Bath, Codemist Ltd. Bath, UK

Example written by Kevin Conder.

New in Csound version 3.47

19.411. moogvcf

moogvcf – A digital emulation of the Moog diode ladder filter configuration.

Description

A digital emulation of the Moog diode ladder filter configuration.

Syntax

ar **moogvcf** asig, xfco, xres [, iscale]

Initialization

iscale (optional, default=1) – internal scaling factor. Use if *asig* is not in the range +/-1. Input is first divided by *iscale*, then output is multiplied *iscale*. Default value is 1. (New in Csound version 3.50)

Performance

asig – input signal

xfco – filter cut-off frequency in Hz. As of version 3.50, may i-,k-, or a-rate.

xres – amount of resonance. Self-oscillation occurs when *xres* is approximately one. As of version 3.50, may a-rate, i-rate, or k-rate.

moogvcf is a digital emulation of the Moog diode ladder filter configuration. This emulation is based loosely on the paper “Analyzing the Moog VCF with Considerations for Digital Implementation” by Stilson and Smith (CCRMA). This version was originally coded in Csound by Josep Comajuncosas. Some modifications and conversion to C were done by Hans Mikelson

Note : This filter requires that the input signal be normalized to one.

Examples

Here is an example of the moogvcf opcode. It uses the files *moogvcf.orc* and *moogvcf.sco*.

Example 1. Example of the moogvcf opcode.

```
/* moogvcf.orc */
; Initialize the global variables.
sr = 44100
kr = 4410
ksmps = 10
nchnls = 1

; Instrument #1.
instr 1
; Use a nice sawtooth waveform.
asig vco 32000, 220, 1

; Vary the filter-cutoff frequency from .2 to 2 KHz.
kfco line 200, p3, 2000

; Set the resonance amount to one.
krez init 1

; Scale the amplitude to 32768.
iscale = 32768

a1 moogvcf asig, kfco, krez, iscale
```

```

    out a1
endin
/* moogvcf.orc */

/* moogvcf.sco */
; Table #1, a sine wave for the vco opcode.
f 1 0 16384 10 1

; Play Instrument #1 for three seconds.
i 1 0 3
e
/* moogvcf.sco */

```

See Also

biquad , *rezzy*

Credits

Author: Hans Mikelson October 1998

Example written by Kevin Conder.

New in Csound version 3.49

19.412. *moscil*

moscil – Sends a stream of the MIDI notes.

Description

Sends a stream of the MIDI notes.

Syntax

moscil *kchn*, *knum*, *kvel*, *kdur*, *kpause*

Performance

kchn – MIDI channel number (1-16)

knum – note number (0-127)

kvel – velocity (0-127)

kdur – note duration in seconds

kpause – pause duration after each noteoff and before new note in seconds

moscil and *midion* are the most powerful MIDI OUT opcodes. *moscil* (MIDI oscil) plays a stream of notes of *kdur* duration. Channel, pitch, velocity, duration and pause can be controlled at k-rate, allowing very complex algorithmically generated melodic lines. When current instrument is deactivated, the note played by current instance of *moscil* is forcedly truncated.

Any number of *moscil* opcodes can appear in the same Csound instrument, allowing a counterpoint-style polyphony within a single instrument.

See Also

midion

Credits

Author: Gabriel Maldonado Italy May 1997

New in Csound version 3.47

Thanks goes to Rasmus Ekman for pointing out the correct MIDI channel and controller number ranges.

19.413. mpulse

mpulse – Generates a set of impulses.

Description

Generates a set of impulses of amplitude *kamp* at frequency *kfreq*. The first impulse is after a delay of *ioffset* seconds. The value of *kfreq* is read only after an impulse, so it is the interval to the next impulse at the time of an impulse.

Syntax

ar **mpulse** kamp, kfreq [, ioffset]

Initialization

ioffset (optional, default=0) – the delay before the first impulse. If it is negative, the value is taken as the number of samples, otherwise it is in seconds. Default is zero.

Performance

kamp – amplitude of the impulses generated

kfreq – frequency of the impulse train

After the initial delay, an impulse of *kamp* amplitude is generated as a single sample. Immediately after generating the impulse, the time of the next one is calculated. If *kfreq* is zero, there is an infinite wait to the next impulse. If *kfreq* is negative, the frequency is counted in samples rather than seconds.

Examples

Here is an example of the mpulse opcode. It uses the files *mpulse.orc* and *mpulse.sco*.

Example 1. Example of the mpulse opcode.

```
/* mpulse.orc */
; Initialize the global variables.
sr = 44100
kr = 4410
ksmps = 10
```

```

nchnls = 1
; Instrument #1.
instr 1
; Generate an impulse every 1/10th of a second.
kamp = 30000
kfreq = 0.1

a1 mpulse kamp, kfreq
out a1
endin
/* mpulse.orc */

/* mpulse.sco */
; Play Instrument #1 for one second.
i 1 0 1
e
/* mpulse.sco */

```

Credits

Example written by Kevin Conder.

19.414. mrtmsg

mrtmsg – Send system real-time messages to the MIDI OUT port.

Description

Send system real-time messages to the MIDI OUT port.

Syntax

`mrtmsg imsgtype`

Initialization

imsgtype – type of real-time message:

- 1 sends a START message (0xFA);
- 2 sends a CONTINUE message (0xFB);
- 0 sends a STOP message (0xFC);
- -1 sends a SYSTEM RESET message (0xFF);
- -2 sends an ACTIVE SENSING message (0xFE)

Performance

Sends a real-time message once, in init stage of current instrument. *imsgtype* parameter is a flag to indicate the message type.

See Also

mclock

Credits

Author: Gabriel Maldonado Italy
New in Csound version 3.47

19.415. *

* – Multiplication operator.

Description

Arithmetic operators perform operations of change-sign (negate), don't-change-sign, logical AND logical OR, add, subtract, multiply and divide. Note that a value or an expression may fall between two of these operators, either of which could take it as its left or right argument, as in

$a + b * c$.

In such cases three rules apply:

1. * and / bind to their neighbors more strongly than + and -;. Thus the above expression is taken as

$a + (b * c)$
with * taking b and c and then + taking a and b * c.

2. + and - bind more strongly than %, which in turn is stronger than ||;

$a \% b - c || d$
is taken as

$(a \% (b - c)) || d$

3. When both operators bind equally strongly, the operations are done left to right:

$a - b - c$
is taken as

$(a - b) - c$

Parentheses may be used as above to force particular groupings.

Syntax

$a * b$ (no rate restriction)
where the arguments a and b may be further expressions.

Examples

Here is an example of the * operator. It uses the files *multiplies.orc* and *multiplies.sco* .

Example 1. Example of the * operator.

```

/* multiplies.orc */
; Initialize the global variables.
sr = 44100
kr = 4410
ksmps = 10
nchnls = 1

; Instrument #1.
instr 1
  i1 = 24 * 8
  print i1
endin
/* multiplies.orc */

/* multiplies.sco */
; Play Instrument #1 for one second.
i 1 0 1
e
/* multiplies.sco */

```

Its output should include a line like this:

```
instr 1: i1 = 192.000
```

See Also

[-](#), [+](#), [@@](#), [||](#), [/](#), [^](#), [%](#)

Credits

Example written by Kevin Conder.

19.416. multitap

multitap – Multitap delay line implementation.

Description

Multitap delay line implementation.

Syntax

ar **multitap** asig [, itime1] [, igain1] [, itime2] [, igain2] [...]

Initialization

The arguments *itime* and *igain* set the position and gain of each tap.

The delay line is fed by *asig* .

Examples

```

a1      oscil
        1000, 100, 1
a2      multitap
a1, 1.2, .5, 1.4, .2
out
a2

```

This results in two delays, one with length of 1.2 and gain of .5, and one with length of 1.4 and gain of .2.

Credits

Author: Paris Smaragdis MIT, Cambridge 1996

19.417. mute

mute – Mutes/unmutes new instances of a given instrument.

Description

Mutes/unmutes new instances of a given instrument.

Syntax

mute insnum [, iswitch]

mute “insname” [, iswitch]

Initialization

insnum – instrument number. Equivalent to *p1* in a score *i statement* .

“*insname*” – A string (in double-quotes) representing a named instrument.

iswitch (optional, default=0) – represents a switch to mute/unmute an instrument. A value of 0 will mute new instances of an instrument, other values will unmute them. The default value is 0.

Performance

All new instances of instrument *inst* will be muted (*iswitch* = 0) or unmuted (*iswitch* not equal to 0). There is no difficulty with muting muted instruments or unmuting unmuted instruments. The mechanism is the same as used by the score *q statement* . For example, it is possible to mute in the score and unmute in some instrument.

Muting/Unmuting is indicated by a message (depending on message level).

Examples

Here is an example of the mute opcode. It uses the files *mute.orc* and *mute.sco* .

Example 1. Example of the mute opcode.

```
/* mute.orc */
; Initialize the global variables.
sr = 44100
kr = 4410
ksmps = 10
nchnls = 1

; Mute Instrument #2.
mute 2

; Instrument #1.
instr 1
a1 oscils 10000, 440, 0
```

```

    out a1
  endin

; Instrument #2.
instr 2
  a1 oscils 10000, 880, 0
  out a1
endin
/* mute.orc */

```

```

/* mute.sco */
; Play Instrument #1 for one second.
i 1 0 1
; Play Instrument #2 for one second.
i 2 0 1
e
/* mute.sco */

```

Credits

Example written by Kevin Conder.

New in version 4.22

19.418. mxadsr

mxadsr – Calculates the classical ADSR envelope using the expsegr mechanism.

Description

Calculates the classical ADSR envelope using the expsegr mechanism.

Syntax

ar **mxadsr** iatt, idec, islev, irel [, idel] [, ireltim]

kr **mxadsr** iatt, idec, islev, irel [, idel] [, ireltim]

Initialization

iatt – duration of attack phase

idec – duration of decay

islev – level for sustain phase

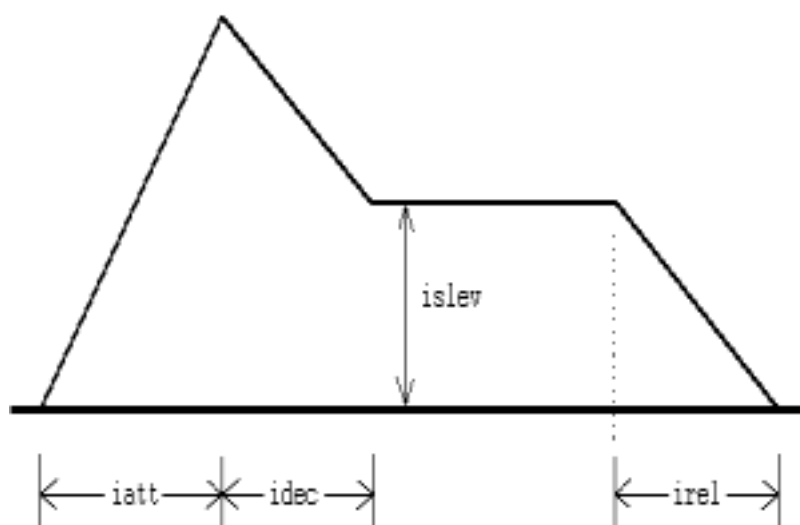
irel – duration of release phase

idel (optional, default=0) – period of zero before the envelope starts

ireltim (optional, default=-1) – Control release time after receiving a MIDI noteoff event. If less than zero, the longest release time given in the current instrument is used. If zero or more, the given value will be used for release time. Its default value is -1. (New in Csound 3.59 - not yet properly tested)

Performance

The envelope is the range 0 to 1 and may need to be scaled further. The envelope may be described as:



Picture of an ADSR envelope.

The length of the sustain is calculated from the length of the note. This means *adsr* is not suitable for use with MIDI events. The opcode *madsr* uses the *linsegr* mechanism, and so can be used in MIDI applications. The opcode *mxadsr* is identical to *madsr* except it uses exponential, rather than linear, line segments.

mxadsr is new in Csound version 3.51.

See Also

adsr , *madsr* , *xadsr*

Credits

November 2002. Thanks to Rasmus Ekman, added documentation for the *ireltim* parameter.

November 2003. Thanks to Kanata Motohashi, fixed the link to the *linsegr* opcode.

19.419. nchnls

nchnls – Sets the number of channels of audio output.

Description

These statements are global value *assignments* , made at the beginning of an orchestra, before any instrument block is defined. Their function is to set certain *reserved symbol variables* that are required for performance. Once set, these reserved symbols can be used in expressions anywhere in the orchestra.

Syntax

nchnls = iarg

Initialization

nchnls = (optional) – set number of channels of audio output to *iarg* . (1 = mono, 2 = stereo, 4 = quadrasonic.) The default value is 1 (mono).

In addition, any *global variable* can be initialized by an *init-time assignment* anywhere before the first *instr statement* . All of the above assignments are run as instrument 0 (i-pass only) at the start of real performance.

See Also

kr , *ksmps* , *sr*

19.420. *nestedap*

nestedap – Three different nested all-pass filters.

Description

Three different nested all-pass filters, useful for implementing reverbs.

Syntax

ar **nestedap** asig, imode, imaxdel, idel1, igain1 [, idel2] [, igain2] [, idel3] [, igain3] [, istor]

Initialization

imode – operating mode of the filter:

- 1 = simple all-pass filter
- 2 = single nested all-pass filter
- 3 = double nested all-pass filter

idel1 , *idel2* , *idel3* – delay times of the filter stages. Delay times are in seconds and must be greater than zero. *idel1* must be greater than the sum of *idel2* and *idel3* .

igain1 , *igain2* , *igain3* – gain of the filter stages.

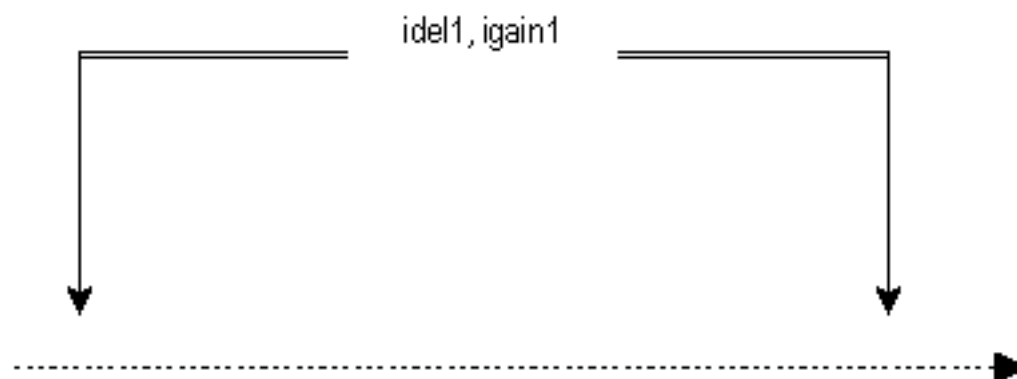
imaxdel – will be necessary if k-rate delays are implemented. Not currently used.

istor – Skip initialization if non-zero (default: 0).

Performance

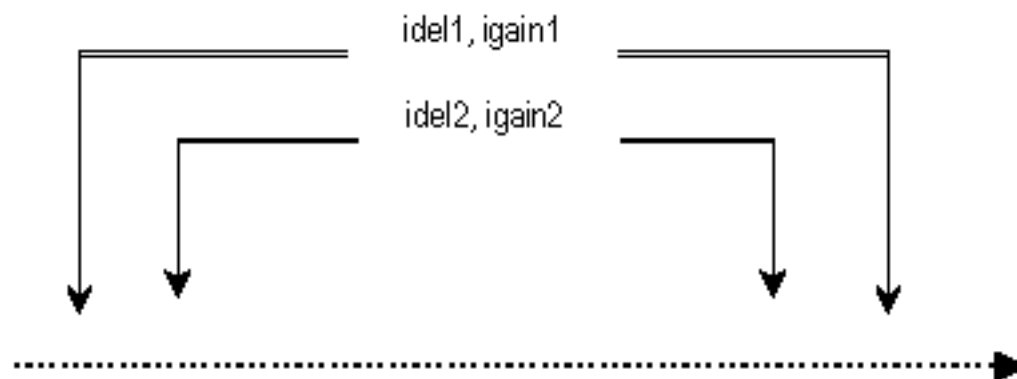
asig – input signal

If *imode* = 1, the filter takes the form:



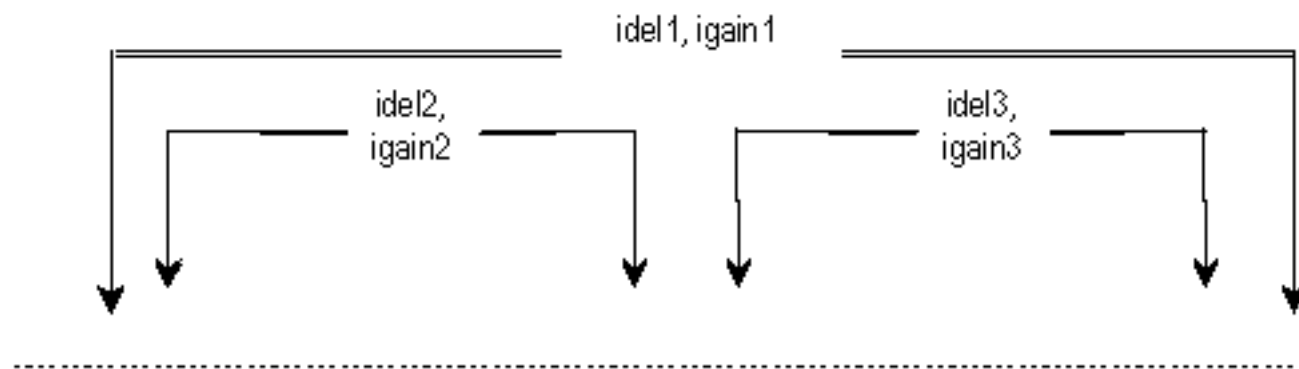
Picture of imode 1 filter.

If *imode* = 2, the filter takes the form:



Picture of imode 2 filter.

If *imode* = 3, the filter takes the form:



Picture of imode 3 filter.

Examples

Here is an example of the *nestedap* opcode. It uses the files *nestedap.orc* , *nestedap.sco* , and *beats.wav* .

Example 1. Example of the *nestedap* opcode.

```
/* nestedap.orc */
sr = 44100
kr = 4410
ksmps = 10
nchnls = 2
```

```

instr 5
  insnd      =          p4
  gasig      =  diskin insnd, 1
endin

instr 10
  imax      =          1
  idel1     =          p4/1000
  igain1    =          p5
  idel2     =          p6/1000
  igain2    =          p7
  idel3     =          p8/1000
  igain3    =          p9
  idel4     =          p10/1000
  igain4    =          p11
  idel5     =          p12/1000
  igain5    =          p13
  idel6     =          p14/1000
  igain6    =          p15

  afdbk     =  init 0

  aout1     =  nestedap gasig+afdbk*.4, 3, imax, idel1, igain1, idel2, igain2, idel3, igain3
  aout2     =  nestedap aout1, 2, imax, idel4, igain4, idel5, igain5
  aout      =  nestedap aout2, 1, imax, idel6, igain6

  afdbk     =  butterlp aout, 1000

  outs      =  gasig+(aout+aout1)/2, gasig-(aout+aout1)/2

gasig      =          0
endin
/* nestedap.orc */

```

```

/* nestedap.sco */
f1 0 8192 10 1

; Diskin
;   Sta  Dur  Soundin
i5  0   3   "beats.wav"

; Reverb
;   St  Dur  Del1  Gn1  Del2  Gn2  Del3  Gn3  Del4  Gn4  Del5  Gn5  Del6  Gn6
i10 0   4   97   .11  23   .07  43   .09  72   .2   53   .2  119   .3
e
/* nestedap.sco */

```

Credits

Author: Hans Mikelson February 1999

New in Csound version 3.53

The example was updated May 2002, thanks to Hans Mikelson

19.421. nlfilt

nlfilt – A filter with a non-linear effect.

Description

Implements the filter:

$$Y\{n\} = a Y\{n-1\} + b Y\{n-2\} + d Y^2\{n-L\} + X\{n\} - C$$

described in Dobson and Fitch (ICMC'96)

Syntax

ar **nlfilt** ain, ka, kb, kd, kC, kL

Performance

1. Non-linear effect. The range of parameters are:

a = b = 0
d = 0.8, 0.9, 0.7
C = 0.4, 0.5, 0.6
L = 20

This affects the lower register most but there are audible effects over the whole range. We suggest that it may be useful for coloring drums, and for adding arbitrary highlights to notes.

2. Low Pass with non-linear. The range of parameters are:

a = 0.4
b = 0.2
d = 0.7
C = 0.11
L = 20, ... 200

There are instability problems with this variant but the effect is more pronounced of the lower register, but is otherwise much like the pure comb. Short values of L can add attack to a sound.

3. High Pass with non-linear. The range of parameters are:

a = 0.35
b = -0.3
d = 0.95
C = 0.2, ... 0.4
L = 200

4. High Pass with non-linear. The range of parameters are:

a = 0.7
b = -0.2, ... 0.5
d = 0.9
C = 0.12, ... 0.24
L = 500, 10

The high pass version is less likely to oscillate. It adds scintillation to medium-high registers. With a large delay L it is a little like a reverberation, while with small values there appear to be formant-like regions. There are arbitrary color changes and resonances as the pitch changes. Works well with individual notes.

Warning

Warning

The “useful” ranges of parameters are not yet mapped.

Credits

Author: John ffitich University of Bath/Codemist Ltd. Bath, UK 1997

19.422. noise

noise – A white noise generator with an IIR lowpass filter.

Description

A white noise generator with an IIR lowpass filter.

Syntax

ar **noise** xamp, kbeta

Initialization

ioffset – the delay before the first impulse. If it is negative, the value is taken as the number of samples, otherwise it is in seconds. Default is zero.

Performance

xamp – amplitude of final output

kbeta – beta of the lowpass filter. Should be in the range of 0 to 1.

The filter equation is:

$$y_n = \sqrt{1-\beta^2} * x_n + \beta Y_{(n-1)}$$

where x_n is white noise.

Examples

Here is an example of the noise opcode. It uses the files *noise.orc* and *noise.sco* .

Example 1. Example of the noise opcode.

```
/* noise.orc */
; Initialize the global variables.
sr = 44100
kr = 4410
ksmps = 10
nchnls = 1

; Instrument #1.
instr 1
  kamp = 30000

  ; Change the beta value linearly from 0 to 1.
  kbeta line 0, p3, 1

  a1 noise kamp, kbeta
  out a1
endin
/* noise.orc */

/* noise.sco */
; Play Instrument #1 for one second.
i 1 0 1
e
/* noise.sco */
```

Credits

Author: John fitch University of Bath, Codemist. Ltd. Bath, UK December 2000

Example written by Kevin Conder.

New in Csound version 4.10

19.423. noteoff

`noteoff` – Send a noteoff message to the MIDI OUT port.

Description

Send a noteoff message to the MIDI OUT port.

Syntax

`noteoff` *ichn*, *inum*, *ivel*

Initialization

ichn – MIDI channel number (1-16)

inum – note number (0-127)

ivel – velocity (0-127)

Performance

noteon (i-rate note on) and *noteoff* (i-rate note off) are the simplest MIDI OUT opcodes. *noteon* sends a MIDI noteon message to MIDI OUT port, and *noteoff* sends a noteoff message. A *noteon* opcode must always be followed by an *noteoff* with the same channel and number inside the same instrument, otherwise the note will play endlessly.

These *noteon* and *noteoff* opcodes are useful only when introducing a *timeout* statement to play a non-zero duration MIDI note. For most purposes, it is better to use *noteondur* and *noteondur2* .

See Also

noteon , *noteondur* , *noteondur2*

Credits

Author: Gabriel Maldonado Italy

New in Csound version 3.47

Thanks goes to Rasmus Ekman for pointing out the correct MIDI channel and controller number ranges.

19.424. noteon

`noteon` – Send a noteon message to the MIDI OUT port.

Description

Send a noteon message to the MIDI OUT port.

Syntax

noteon *ichn*, *inum*, *ivel*

Initialization

ichn – MIDI channel number (1-16)

inum – note number (0-127)

ivel – velocity (0-127)

Performance

noteon (i-rate note on) and *noteoff* (i-rate note off) are the simplest MIDI OUT opcodes. *noteon* sends a MIDI noteon message to MIDI OUT port, and *noteoff* sends a noteoff message. A *noteon* opcode must always be followed by an *noteoff* with the same channel and number inside the same instrument, otherwise the note will play endlessly.

These *noteon* and *noteoff* opcodes are useful only when introducing a *timeout* statement to play a non-zero duration MIDI note. For most purposes, it is better to use *noteondur* and *noteondur2* .

See Also

noteoff , *noteondur* , *noteondur2*

Credits

Author: Gabriel Maldonado Italy

New in Csound version 3.47

Thanks goes to Rasmus Ekman for pointing out the correct MIDI channel and controller number ranges.

19.425. *noteondur*

noteondur – Sends a noteon and a noteoff MIDI message both with the same channel, number and velocity.

Description

Sends a noteon and a noteoff MIDI message both with the same channel, number and velocity.

Syntax

noteondur *ichn*, *inum*, *ivel*, *idur*

Initialization

ichn – MIDI channel number (1-16)

19. Orchestra Opcodes and Operators

inum – note number (0-127)

ivel – velocity (0-127)

idur – how long, in seconds, this note should last.

Performance

noteondur (i-rate note on with duration) sends a noteon and a noteoff MIDI message both with the same channel, number and velocity. Noteoff message is sent after *idur* seconds are elapsed by the time *noteondur* was active.

noteondur differs from *noteondur2* in that *noteondur* truncates note duration when current instrument is deactivated by score or by real-time playing, while *noteondur2* will extend performance time of current instrument until *idur* seconds have elapsed. In real-time playing, it is suggested to use *noteondur* also for undefined durations, giving a large *idur* value.

Any number of *noteondur* opcodes can appear in the same Csound instrument, allowing chords to be played by a single instrument.

See Also

noteoff , *noteon* , *noteondur2*

Credits

Author: Gabriel Maldonado Italy

New in Csound version 3.47

Thanks goes to Rasmus Ekman for pointing out the correct MIDI channel and controller number ranges.

19.426. *noteondur2*

noteondur2 – Sends a noteon and a noteoff MIDI message both with the same channel, number and velocity.

Description

Sends a noteon and a noteoff MIDI message both with the same channel, number and velocity.

Syntax

noteondur2 ichn, inum, ivel, idur

Initialization

ichn – MIDI channel number (1-16)

inum – note number (0-127)

ivel – velocity (0-127)

idur – how long, in seconds, this note should last.

Performance

noteondur2 (i-rate note on with duration) sends a noteon and a noteoff MIDI message both with the same channel, number and velocity. Noteoff message is sent after *idur* seconds are elapsed by the time *noteondur2* was active.

noteondur differs from *noteondur2* in that *noteondur* truncates note duration when current instrument is deactivated by score or by real-time playing, while *noteondur2* will extend performance time of current instrument until *idur* seconds have elapsed. In real-time playing, it is suggested to use *noteondur* also for undefined durations, giving a large *idur* value.

Any number of *noteondur2* opcodes can appear in the same Csound instrument, allowing chords to be played by a single instrument.

See Also

noteoff , *noteon* , *noteondur*

Credits

Author: Gabriel Maldonado Italy

New in Csound version 3.47

Thanks goes to Rasmus Ekman for pointing out the correct MIDI channel and controller number ranges.

19.427. !=

!= – Determines if one value is not equal to another.

Description

Determines if one value is not equal to another.

Syntax

(a != b ? v1 : v2)

where *a* , *b* , *v1* and *v2* may be expressions, but *a* , *b* not audio-rate.

Performance

In the above conditionals, *a* and *b* are first compared. If the indicated relation is true (*a* greater than *b* , *a* less than *b* , *a* greater than or equal to *b* , *a* less than or equal to *b* , *a* equal to *b* , *a* not equal to *b*), then the conditional expression has the value of *v1* ; if the relation is false, the expression has the value of *v2* . (For convenience, a sole “= “ will function as “= = “.)

NB.: If *v1* or *v2* are expressions, these will be evaluated before the conditional is determined.

19. Orchestra Opcodes and Operators

In terms of binding strength, all conditional operators (i.e. the relational operators ($<$, etc.), and $?$, and $:$) are weaker than the arithmetic and logical operators ($+$, $-$, $*$, $/$, \mathcal{E} and $//$).

These are *operators* not *opcodes*. Therefore, they can be used within orchestra statements, but do not form complete statements themselves.

Examples

Here is an example of the \neq opcode. It uses the files *notequal.orc* and *notequal.sco*.

Example 1. Example of the \neq opcode.

```
/* notequal.orc */
; Initialize the global variables.
sr = 44100
kr = 44100
ksmps = 1
nchnls = 1

; Instrument #1.
instr 1
; Get the 4th p-field from the score.
k1 = p4

; Is it not equal to 3? (1 = true, 0 = false)
k2 = (p4 != 3 ? 1 : 0)

; Print the values of k1 and k2.
printks "k1 = %f, k2 = %f\n", 1, k1, k2
endin
/* notequal.orc */
```

```
/* notequal.sco */
; Call Instrument #1 with a p4 = 2.
i 1 0 0.5 2
; Call Instrument #1 with a p4 = 3.
i 1 1 0.5 3
; Call Instrument #1 with a p4 = 4.
i 1 2 0.5 4
e
/* notequal.sco */
```

Its output should include lines like this:

```
k1 = 2.000000, k2 = 1.000000
k1 = 3.000000, k2 = 0.000000
k1 = 4.000000, k2 = 1.000000
```

See Also

$==$, $>=$, $>$, $<=$, $<$

Credits

Example written by Kevin Conder.

19.428. notnum

notnum – Get a note number from a MIDI event.

Description

Get a note number from a MIDI event.

Syntax

ival **notnum**

Performance

Get the MIDI byte value (0 - 127) denoting the note number of the current event.

Examples

Here is an example of the notnum opcode. It uses the files *notnum.orc* and *notnum.sco* .

Example 1. Example of the notnum opcode.

```

/* notnum.orc */
; Initialize the global variables.
sr = 44100
kr = 4410
ksmps = 10
nchnls = 1

; Instrument #1.
instr 1
  i1 notnum

  print i1
endin
/* notnum.orc */

/* notnum.sco */
; Play Instrument #1 for 12 seconds.
i 1 0 12
e
/* notnum.sco */

```

See Also

aftouch , *ampmidi* , *cpsmidi* , *cpsmidib* , *midictrl* , *octmidi* , *octmidib* , *pchbend* , *pchmidi* , *pchmidib* , *veloc*

Credits

Author: Barry L. Vercoe - Mike Berry MIT - Mills May 1997

Example written by Kevin Conder.

19.429. nreverb

nreverb – A reverberator consisting of 6 parallel comb-lowpass filters.

Description

This is a reverberator consisting of 6 parallel comb-lowpass filters being fed into a series of 5 allpass filters. *nreverb* replaces *reverb2* (version 3.48) and so both opcodes are identical.

Syntax

ar **nreverb** asig, ktime, khdif [, iskip] [,inumCombs] [, ifnCombs] [, inumAlpas] [, ifnAlpas]

Initialization

iskip (optional, default=0) – Skip initialization if present and non-zero.

inumCombs (optional) – number of filter constants in comb filter. If omitted, the values default to the *nreverb* constants. New in Csound version 4.09.

ifnCombs - function table with *inumCombs* comb filter time values, followed the same number of gain values. The ftable should not be rescaled (use negative fgen number). Positive time values are in seconds. The time values are converted internally into number of samples, then set to the next greater prime number. If the time is negative, it is interpreted directly as time in sample frames, and no processing is done (except negation). New in Csound version 4.09.

inumAlpas , *ifnAlpas* (optional) – same as *inumCombs/ifnCombs* , for allpass filter. New in Csound 4.09.

Performance

The input signal *asig* is reverberated for *ptime* seconds. The parameter *khdif* controls the high frequency diffusion amount. The values of *khdif* should be from 0 to 1. If *khdif* is set to 0 the all the frequencies decay with the same speed. If *khdif* is 1, high frequencies decay faster than lower ones. If *ptime* is inadvertently set to a non-positive number, *ptime* will be reset automatically to 0.01. (New in Csound version 4.07.)

As of Csound version 4.09, *nreverb* may read any number of comb and allpass filter from an ftable.

Examples

Here is a simple example of the *nreverb* opcode. It uses the files *nreverb.orc* and *nreverb.sco* .

Example 1. Simple example of the *nreverb* opcode.

```
/* nreverb.orc */
; Initialize the global variables.
sr = 44100
kr = 4410
ksmps = 10
nchnls = 1

instr 1
  a1 oscil 10000, 440, 1
  a2 nreverb a1, 2.5, .3
  out a1 + a2 * .2
endin
/* nreverb.orc */
```

```
/* nreverb.sco */
; Table 1: an ordinary sine wave.
f 1 0 32768 10 1

i 1 0.0 0.5
i 1 1.0 0.5
i 1 2.0 0.5
i 1 3.0 0.5
i 1 4.0 0.5
e
/* nreverb.sco */
```

Here is an example of the *nreverb* opcode using an ftable for filter constants. It uses the files *nreverb_ftable.orc* , *nreverb_ftable.sco* , and *beats.wav* .

Example 2. An example of the *nreverb* opcode using an ftable for filter constants.

```
/* nreverb_ftable.orc */
; Initialize the global variables.
sr = 44100
kr = 4410
ksmps = 10
```



```

nchnls = 1

instr 1
  a1 soundin "beats.wav"
  a2 nreverb a1, 1.5, .75, 0, 8, 71, 4, 72
  out a1 + a2 * .4
endin
/* nreverb_ftable.orc */

/* nreverb_ftable.sco */
; freeverb time constants, as direct (negative) sample, with arbitrary gains
f71 0 16  -2  -1116 -1188 -1277 -1356 -1422 -1491 -1557 -1617  0.8  0.79  0.78  0.77  0.76
    0.75  0.74  0.73

f72 0 16  -2  -556 -441 -341 -225  0.7  0.72  0.74  0.76

i1 0 3
e
/* nreverb_ftable.sco */

```

Credits

Authors: Paris Smaragdis (*reverb2*) MIT, Cambridge 1995

Author: Richard Karpen (*nreverb*) Seattle, Wash 1998

19.430. nrpn

nrpn – Sends a Non-Registered Parameter Number to the MIDI OUT port.

Description

Sends a NPRN (Non-Registered Parameter Number) message to the MIDI OUT port each time one of the input arguments changes.

Syntax

nrpn kchan, kparmnum, kparmvalue

Performance

kchan – MIDI channel (1-16)

kparmnum – number of NRPN parameter

kparmvalue – value of NRPN parameter

This opcode sends new message when the MIDI translated value of one of the input arguments changes. It operates at k-rate. Useful with the MIDI instruments that recognize NRPNs (for example with the newest sound-cards with internal MIDI synthesizer such as SB AWE32, AWE64, GUS etc. in which each patch parameter can be changed during the performance via NRPN)

Credits

Author: Gabriel Maldonado Italy 1998

New in Csound version 3.492

Thanks goes to Rasmus Ekman for pointing out the correct MIDI channel and controller number ranges.

19.431. nsamp

nsamp – Returns the number of samples loaded into a stored function table number.

Description

Returns the number of samples loaded into a stored function table number.

Syntax

nsamp (x) (init-rate args only)

Performance

Returns the number of samples loaded into stored function table number *x* by *GEN01*. This is useful when a sample is shorter than the power-of-two function table that holds it. New in Csound version 3.49.

Examples

Here is an example of the nsamp opcode. It uses the files *nsamp.orc*, *nsamp.sco*, and *mary.wav*.

Example 1. Example of the nsamp opcode.

```
/* nsamp.orc */
; Initialize the global variables.
sr = 44100
kr = 4410
ksmps = 10
nchnls = 1

; Instrument #1.
instr 1
; Print out the size (in samples) of Table #1.
isz = nsamp(1)
print isz
endin
/* nsamp.orc */
```

```
/* nsamp.sco */
; Table #1: Use an audio file.
f 1 0 262144 1 "mary.wav" 0 0 0

; Play Instrument #1 for 1 second.
i 1 0 1
e
/* nsamp.sco */
```

Since the audio file “mary.wav” has 154390 samples, its output should include a line like this:

```
instr 1: isz = 154390.000
```

See Also

ftchnls, *ftlen*, *ftlptim*, *ftsr*

Credits

Author: Gabriel Maldonado Italy October 1998
 Example written by Kevin Conder.

19.432. *nstrnum*

nstrnum – Returns the number of a named instrument.

Description

Returns the number of a named instrument.

Syntax

insno ***nstrnum*** “name”

Initialization

insno – the instrument number of the named instrument.

Performance

“name” – the named instrument’s name.

If an instrument with the specified name does not exist, an init error occurs, and -1 is returned.

Credits

Author: Istvan Varga New in version 4.23 Written in the year 2002.

19.433. *ntrpol*

ntrpol – Calculates the weighted mean value of two input signals.

Description

Calculates the weighted mean value (i.e. linear interpolation) of two input signals

Syntax

ar ***ntrpol*** asig1, asig2, kpoint [, imin] [, imax]

ir ***ntrpol*** isig1, isig2, ipoint [, imin] [, imax]

kr ***ntrpol*** ksig1, ksig2, kpoint [, imin] [, imax]

Initialization

imin – minimum xpoint value (optional, default 0)

imax – maximum xpoint value (optional, default 1)

Performance

xsig1 , *xsig2* – input signals

xpoint – interpolation point between the two values

nrpol opcode outputs the linear interpolation between two input values. *xpoint* is the distance of evaluation point from the first value. With the default values of *imin* and *imax* , (0 and 1) a zero value indicates no distance from the first value and the maximum distance from the second one. With a 0.5 value, *nrpol* will output the mean value of the two inputs, indicating the exact half point between *xsig1* and *xsig2* . A 1 value indicates the maximum distance from the first value and no distance from the second one. The range of *xpoint* can be also defined with *imin* and *imax* to make its management easier.

These opcodes are useful for crossfading two signals.

Credits

Author: Gabriel Maldonado Italy October 1998

New in Csound version 3.49

19.434. octave

octave – Calculates a factor to raise/lower a frequency by a given amount of octaves.

Description

Calculates a factor to raise/lower a frequency by a given amount of octaves.

Syntax

octave (x)

This function works at a-rate, i-rate, and k-rate.

Initialization

x – a value expressed in octaves.

Performance

The value returned by the *octave* function is a factor. You can multiply a frequency by this factor to raise/lower it by the given amount of octaves.

Examples

Here is an example of the octave opcode. It uses the files *octave.orc* and *octave.sco* .

Example 1. Example of the octave opcode.

```
/* octave.orc */
; Initialize the global variables.
sr = 44100
kr = 4410
ksmps = 10
nchnls = 1

; Instrument #1.
instr 1
; The root note is A above middle-C (440 Hz)
iroot = 440

; Raise the root note by two octaves.
ioctaves = 2

; Calculate the new note.
ifactor = octave(ioctaves)
inew = iroot * ifactor

; Print out of all of the values.
print iroot
print ifactor
print inew
endin
/* octave.orc */
```

```
/* octave.sco */
; Play Instrument #1 for one second.
i 1 0 1
e
/* octave.sco */
```

Its output should include lines like:

```
instr 1: iroot = 440.000
instr 1: ifactor = 4.000
instr 1: inew = 1760.149
```

See Also

cent , *db* , *semitone*

Credits

Example written by Kevin Conder.

New in version 4.16

19.435. *octcps*

octcps – Converts a cycles-per-second value to octave-point-decimal.

Description

Converts a cycles-per-second value to octave-point-decimal.

Syntax

octcps (cps) (init- or control-rate args only)

where the argument within the parentheses may be a further expression.

Performance

These are really *value converters* with a special function of manipulating pitch data.

Data concerning pitch and frequency can exist in any of the following forms:

Table 1. Pitch and Frequency Values

Name	Abbreviation
octave point pitch-class (8ve.pc)	pch
octave point decimal	oct
cycles per second	cps

The first two forms consist of a whole number, representing octave registration, followed by a specially interpreted fractional part. For *pch*, the fraction is read as two decimal digits representing the 12 equal-tempered pitch classes from .00 for C to .11 for B. For *oct*, the fraction is interpreted as a true decimal fractional part of an octave. The two fractional forms are thus related by the factor 100/12. In both forms, the fraction is preceded by a whole number octave index such that 8.00 represents Middle C, 9.00 the C above, etc. Thus A440 can be represented alternatively by 440 (*cps*), 8.09 (*pch*), or 8.75 (*oct*). Microtonal divisions of the *pch* semitone can be encoded by using more than two decimal places.

The mnemonics of the pitch conversion units are derived from morphemes of the forms involved, the second morpheme describing the source and the first morpheme the object (result). Thus *cpspch* (8.09) will convert the pitch argument 8.09 to its *cps* (or Hertz) equivalent, giving the value of 440. Since the argument is constant over the duration of the note, this conversion will take place at i-time, before any samples for the current note are produced.

By contrast, the conversion *cpsoct* (8.75 + k1) which gives the value of A440 transposed by the octave interval *k1*. The calculation will be repeated every k-period since that is the rate at which *k1* varies.

Note

The conversion from *pch* or *oct* into *cps* is not a linear operation but involves an exponential process that could

Examples

Here is an example of the octcps opcode. It uses the files *octcps.orc* and *octcps.sco*.

Example 1. Example of the octcps opcode.

```
/* octcps.orc */
; Initialize the global variables.
sr = 44100
kr = 4410
ksmps = 10
nchnls = 1

; Instrument #1.
instr 1
; Convert a cycles-per-second value into an
; octave value.
icps = 440
ioct = octcps(icps)

print ioct
endin
/* octcps.orc */
```

```
/* octcps.sco */
; Play Instrument #1 for one second.
i 1 0 1
e
```

```
/* octcps.sco */
```

Its output should include a line like this:

```
instr 1: ioct = 8.750
```

See Also

cpsoct , *cpspch* , *octpch* , *pchoct*

Credits

Example written by Kevin Conder.

19.436. *octmidi*

octmidi – Get the note number, in octave-point-decimal units, of the current MIDI event.

Description

Get the note number, in octave-point-decimal units, of the current MIDI event.

Syntax

ioct ***octmidi***

Performance

Get the note number of the current MIDI event, expressed in octave-point-decimal units, for local processing.

Examples

Here is an example of the *octmidi* opcode. It uses the files *octmidi.orc* and *octmidi.sco* .

Example 1. Example of the *octmidi* opcode.

```
/* octmidi.orc */
; Initialize the global variables.
sr = 44100
kr = 4410
ksmps = 10
nchnls = 1

; Instrument #1.
instr 1
  i1 octmidi

  print i1
endin
/* octmidi.orc */

/* octmidi.sco */
; Play Instrument #1 for 12 seconds.
i 1 0 12
e
/* octmidi.sco */
```

See Also

aftouch , *ampmidi* , *cpsmidi* , *cpsmidib* , *midictrl* , *notnum* , *octmidib* , *pchbend* , *pchmidi* , *pchmidib* , *veloc*

Credits

Author: Barry L. Vercoe - Mike Berry MIT - Mills May 1997

Example written by Kevin Conder.

19.437. octmidib

octmidib – Get the note number of the current MIDI event and modify it by the current pitch-bend value, express it in octave-point-decimal.

Description

Get the note number of the current MIDI event and modify it by the current pitch-bend value, express it in octave-point-decimal.

Syntax

`ioct octmidib [irange]`

`koct octmidib [irange]`

Initialization

irange (optional) – the pitch bend range in semitones

Performance

Get the note number of the current MIDI event, modify it by the current pitch-bend value, and express the result in octave-point-decimal units. Available as an i-time value or as a continuous k-rate value.

Examples

Here is an example of the *octmidib* opcode. It uses the files *octmidib.orc* and *octmidib.sco* .

Example 1. Example of the *octmidib* opcode.

```
/* octmidib.orc */
; Initialize the global variables.
sr = 44100
kr = 4410
ksmps = 10
nchnls = 1

; Instrument #1.
instr 1
  i1 octmidib

  print i1
endin
```



```

/* octmidib.orc */

/* octmidib.sco */
; Play Instrument #1 for 12 seconds.
i 1 0 12
e
/* octmidib.sco */

```

See Also

aftouch , *ampmidi* , *cpsmidi* , *cpsmidib* , *midictrl* , *notnum* , *octmidi* , *pchbend* , *pchmidi* , *pchmidib* , *veloc*

Credits

Author: Barry L. Vercoe - Mike Berry MIT - Mills May 1997

Example written by Kevin Conder.

19.438. *octpch*

octpch – Converts a pitch-class value to octave-point-decimal.

Description

Converts a pitch-class value to octave-point-decimal.

Syntax

octpch (pch) (init- or control-rate args only)

where the argument within the parentheses may be a further expression.

Performance

These are really *value converters* with a special function of manipulating pitch data.

Data concerning pitch and frequency can exist in any of the following forms:

Table 1. Pitch and Frequency Values

Name	Abbreviation
octave point pitch-class (8ve.pc)	pch
octave point decimal	oct
cycles per second	cps

The first two forms consist of a whole number, representing octave registration, followed by a specially interpreted fractional part. For *pch* , the fraction is read as two decimal digits representing the 12 equal-tempered pitch classes from .00 for C to .11 for B. For *oct* , the fraction is interpreted as a true decimal fractional part of an octave. The two fractional forms are thus related by the factor 100/12. In both forms, the fraction is preceded by a whole number octave index such that 8.00 represents Middle C, 9.00 the C above, etc. Thus A440 can be represented alternatively by 440 (*cps*), 8.09 (*pch*), or 8.75 (*oct*). Microtonal divisions of the *pch* semitone can be encoded by using more than two decimal places.

The mnemonics of the pitch conversion units are derived from morphemes of the forms involved, the second morpheme describing the source and the first morpheme the object (result). Thus

19. Orchestra Opcodes and Operators

cpspch (8.09) will convert the pitch argument 8.09 to its *cps* (or Hertz) equivalent, giving the value of 440. Since the argument is constant over the duration of the note, this conversion will take place at *i*-time, before any samples for the current note are produced.

By contrast, the conversion *cpsoct* (8.75 + *k1*) which gives the value of A440 transposed by the octave interval *k1*. The calculation will be repeated every *k*-period since that is the rate at which *k1* varies.

Note

The conversion from *pch* or *oct* into *cps* is not a linear operation but involves an exponential process that could

Examples

Here is an example of the *octpch* opcode. It uses the files *octpch.orc* and *octpch.sco*.

Example 1. Example of the *octpch* opcode.

```
/* octpch.orc */
; Initialize the global variables.
sr = 44100
kr = 4410
ksmps = 10
nchnls = 1

; Instrument #1.
instr 1
; Convert a pitch-class value into an
; octave-point-decimal value.
ipch = 8.09
ioct = octpch(ipch)

print ioct
endin
/* octpch.orc */
```

```
/* octpch.sco */
; Play Instrument #1 for one second.
i 1 0 1
e
/* octpch.sco */
```

Its output should include a line like this:

```
instr 1: ioct = 8.750
```

See Also

cpsoct, *cpspch*, *octcps*, *pchoct*

Credits

Example written by Kevin Conder.

19.439. a

a – Converts a *k*-rate parameter to an *a*-rate value with interpolation.

Description

Converts a *k*-rate parameter to an *a*-rate value with interpolation.

Syntax

a (x) (control-rate args only)

where the argument within the parentheses may be an expression. Value converters perform arithmetic translation from units of one kind to units of another. The result can then be a term in a further expression.

Examples

Here is an example of the `a` opcode. It uses the files `a.orc` and `a.sco`.

Example 1. Example of the `a` opcode.

```
/* a.orc */
; Initialize the global variables.
sr = 44100
kr = 4410
ksmps = 10
nchnls = 1

; Instrument #1.
instr 1
; Create a sine wave at k-rate.
kwave oscil 20000, 440, 1

; Convert the k-rate sine wave to the audio-rate.
awave = a(kwave)

; Output the audio-rate version of sine wave.
out awave
endin
/* a.orc */

/* a.sco */
; Table #1, a sine wave.
f 1 0 16384 10 1

; Play Instrument #1 for one second.
i 1 0 1
e
/* a.sco */
```

See Also

i

Credits

Author: Gabriel Maldonado

Example written by Kevin Conder.

New in version 4.21

19.440. &&

&& – Logical AND operator.

Description

Arithmetic operators perform operations of change-sign (negate), don't-change-sign, logical AND logical OR, add, subtract, multiply and divide. Note that a value or an expression may fall between

19. Orchestra Opcodes and Operators

two of these operators, either of which could take it as its left or right argument, as in

$a + b * c$.

In such cases three rules apply:

1. $*$ and $/$ bind to their neighbors more strongly than $+$ and $-$. Thus the above expression is taken as

$a + (b * c)$
with $*$ taking b and c and then $+$ taking a and $b * c$.

2. $+$ and $-$ bind more strongly than $\&\&$, which in turn is stronger than $\|\|$:

$a \&\& b - c \|\| d$
is taken as

$(a \&\& (b - c)) \|\| d$

3. When both operators bind equally strongly, the operations are done left to right:

$a - b - c$
is taken as

$(a - b) - c$

Parentheses may be used as above to force particular groupings.

Syntax

$a \&\& b$ (logical AND; not audio-rate)

where the arguments a and b may be further expressions.

See Also

$-$, $+$, $\|\|$, $*$, $/$, $^$, $\%$

19.441. opcode

opcode – Defines the start of user-defined opcode block.

Description

This feature is based on Matt J. Ingalls' subinstruments. However, there are some differences. (Sub-instruments can be used independently with the original syntax.) User defined opcodes have these differences as compared to subinstruments:

- opcodes are declared by *opcode ...endop* pairs (similarly to *instr ...endin*)

- there are more argument types both for input and output - more output arguments are allowed that do not depend on *nchnls*
- all p-fields (including *p1*) are copied from the calling instrument, as well as the release flag and MIDI parameters. Changing these from opcodes has no effect on the calling instrument, but does affect opcode or sub-instrument calls inside the opcode definition.
- p-fields cannot be updated at k-rate from the caller instrument and are also not affected by input arguments
- recursion is possible and only limited by available memory (this may be possible with sub-instruments too, but not tested)
- a local *ksmps* value can be set (this must be an even divisor of the *ksmps* of the calling instrument/opcode) both from the caller and in the user-defined opcode block (using the *setksmps* opcode.)
- input/output to the caller instrument is done with *xin* and *xout* These are easier to use than *out* , *outk* , etc. in sub-instruments. But they work only in user-defined opcode blocks and not in normal instruments.
- better memory management (memory leaks fixed)
- cannot be used as stand-alone instruments

The *opcode* and *endop* statements allow defining a new opcode that can be used the same way as any of the built-in Csound opcodes. These opcode blocks are very similar to instruments (and are, in fact, implemented as special instruments). However, in most cases, they cannot be used from the score with *i statements* .

A user-defined opcode block must precede the instrument (or other opcode) from which it is used. But it is possible to call the opcode from itself. This allows recursion of any depth that is limited only by available memory. Additionally, there is an experimental feature that allows running the opcode definition at a higher control rate than the *kr* value specified in the orchestra header.

Similarly to instruments, the variables and labels of a user-defined opcode block are local and cannot be accessed from the caller instrument (and the opcode cannot access variables of the caller, either).

Some parameters are automatically copied at initialization, however:

- all p-fields (including *p1*)
- extra time (see also *xtratim* , *linsegr* , and related opcodes). This may affect the operation of *linsegr* /*expsegr* /*linenr* /*envelopr* in the user-defined opcode block.
- MIDI parameters, if there are any.

Also, the release flag (see the *release* opcode) is copied at performance time.

It must be noted that none of the above (with the exception of MIDI channel parameters that can be modified by opcodes like *ctrlinit*) are copied back to the calling instrument. This is particularly important in the case of *p3* and *xtratim* - note duration cannot be changed from the opcode. However, this may change in future releases. So orchestras should not rely on what happens when an user-defined opcode block modifies *p3* or the extra time.

Warning

Warning

The *turnoff* opcode must not be used from user-defined opcodes, as it can have unpredictable results

Use the *setksmps* opcode to set the local *ksmps* value.

The *xin* and *xout* opcodes copy variables to and from the opcode definition, allowing communication with the calling instrument.

The types of input and output variables are defined by the parameters *intypes* and *outtypes* .

Notes

xin and *xout* should be called only once, and *xin* should precede *xout* , otherwise an init error and deactivation

Syntax

opcode name, outtypes, intypes

Initialization

name – name of the opcode. It may consist of any combination of letters, digits, and underscore but should not begin with a digit. If an opcode with the specified name already exists, it is redefined (a warning is printed in such cases). Some reserved words (like *instr* and *endin*) cannot be redefined.

outtypes – list of output types. The format is the same as in the case of *intypes* .

Here are the available *outtypes* :

Type	Description	Variable Types Allowed	Updated At
aa-rate	variable	ea-rate	ea-rate
ii-time	variable	ei-time	ei-time
kk-rate	variable	ek-rate	ek-rate
Kk-rate			

The maximum allowed number of output arguments is 24. However, only the first 15 may be audio rate (“a”).

intypes – list of input types, any combination of the characters: a, k, K, i, o, p, and j. A single 0 character can be used if there are no input arguments. Double quotes and delimiter characters (e.g. comma) are *not* needed.

The meaning of the various *intypes* is shown in the following table:

Type	Description	Variable Types Allowed	Updated At
aa-rate	variable	ea-rate	ea-rate
ii-time	variable	ei-time	ei-time
	optional i-time,		defaults to -li-time

The maximum allowed number of input arguments is 24. However, only the first 15 may be audio rate (“a”).

iksmpls (optional, default=0) – sets the local *ksmps* value.

If *iksmpls* is set to zero, the *ksmps* of the caller instrument or opcode is used (this is the default behavior).

Note

The local *ksmps* is implemented by splitting up a control period into smaller sub-kperiods and temporarily mo

Warning

When the local *ksmps* is not the same as the orchestra level *ksmps* value (as specified in the orchestra head

The *setksmps* statement can be used to set the local *ksmps* value of the user-defined opcode block. It has one i-time parameter specifying the new *ksmps* value (which is left unchanged if zero is used). *setksmps* should be used before any other opcodes (but allowed after *xin*), otherwise unpredictable results may occur.

The input parameters can be read with *xin* , and the output is written by *xout* opcode. Only one instance of these units should be used, as *xout* overwrites and does not accumulate the output. The number and type of arguments for *xin* and *xout* must be the same as the declaration of the user-defined opcode block.

The input and output arguments must agree with the definition both in number (except if the optional i-time input is used) and type. An optional i-time input parameter (*iksmpls*) is automatically added to the *intypes* list, and (similarly to *setksmps*) sets the local *ksmps* value.

Performance

The syntax of a user-defined opcode block is as follows:

```
opcode name, outtypes, intypes
xinarg1 [, xinarg2] [, xinarg3] ... [xinargN] xin
setksmps iksmps
```

... the rest of the instrument's code.

```
xout xoutarg1 [, xoutarg2] [, xoutarg3] ... [xoutargN]
endop
```

The new opcode can then be used with the usual syntax:

```
[xinarg1] [, xinarg2] ... [xinargN] name [xoutarg1] [, xoutarg2] ... [xoutargN] [, iksmps]
```

Examples

Here is an example of a user-defined opcode. It uses the files *opcode_example.orc* and *opcode_example.sco*.

Example 1. Example of a user-defined opcode.

```
/* ---- opcode_example.orc ---- */
sr      = 44100
ksmps   = 50
nchnls  = 1

/* example opcode 1: simple oscillator */
      opcode Oscillator, a, kk
kamp, kcps      xin      ; read input parameters
a1      vco2 kamp, kcps   ; sawtooth oscillator
xout a1      ; write output

      endop

/* example opcode 2: lowpass filter with local ksmps */
      opcode Lowpass, a, akk
      setksmps 1      ; need sr=kr
ain, ka1, ka2      xin      ; read input parameters
aout      init 0      ; initialize output
aout      = ain*ka1 + aout*ka2 ; simple tone-like filter
xout aout      ; write output

      endop

/* example opcode 3: recursive call */
      opcode RecursiveLowpass, a, akkpp
ain, ka1, ka2, idep, icnt      xin      ; read input parameters
      if (icnt >= idep) goto skip1 ; check if max depth reached
ain      RecursiveLowpass ain, ka1, ka2, idep, icnt + 1
skip1:
aout      Lowpass ain, ka1, ka2      ; call filter
xout aout      ; write output

      endop

/* example opcode 4: de-click envelope */
      opcode DeClick, a, a
ain      xin
aenv      linseg 0, 0.02, 1, p3 - 0.05, 1, 0.02, 0, 0.01, 0
xout ain * aenv      ; apply envelope and write output

      endop
```

19. Orchestra Opcodes and Operators

```
/* instr 1 uses the example opcodes */

    instr 1

kamp    = 20000                ; amplitude
kcps    expon 50, p3, 500      ; pitch
a1      Oscillator kamp, kcps   ; call oscillator
kflt    linseg 0.4, 1.5, 0.4, 1, 0.8, 1.5, 0.8 ; filter envelope
a1      RecursiveLowpass a1, kflt, 1 - kflt, 10 ; 10th order lowpass
a1      DeClick a1
        out a1

    endin
/* ---- opcode_example.orc ---- */

/* ---- opcode_example.sco ---- */
i 1 0 4
e
/* ---- opcode_example.sco ---- */
```

See Also

endop , *setksmps* , *xin* , *xout*

Credits

Author: Istvan Varga, 2002; based on code by Matt J. Ingalls

New in version 4.07

19.442. *i*

i – Returns an init-type equivalent of a k-rate argument.

Description

Returns an init-type equivalent of a k-rate argument.

Syntax

i (*x*) (control-rate args only)

where the argument within the parentheses may be an expression. Value converters perform arithmetic translation from units of one kind to units of another. The result can then be a term in a further expression.

See Also

a , *abs* , *exp* , *frac* , *int* , *log* , *log10* , *sqrt*

19.443. *||*

|| – Logical OR operator.

Description

Arithmetic operators perform operations of change-sign (negate), don't-change-sign, logical AND logical OR, add, subtract, multiply and divide. Note that a value or an expression may fall between two of these operators, either of which could take it as its left or right argument, as in

$$a + b * c.$$

In such cases three rules apply:

1. $*$ and $/$ bind to their neighbors more strongly than $+$ and $&\#8722;$. Thus the above expression is taken as

$$a + (b * c)$$

with $*$ taking b and c and then $+$ taking a and $b * c$.

2. $+$ and $&\#8722;$ bind more strongly than $&\&$, which in turn is stronger than $||$:

$$a \&\& b - c || d$$

is taken as

$$(a \&\& (b - c)) || d$$

3. When both operators bind equally strongly, the operations are done left to right:

$$a - b - c i$$

is taken as

$$(a - b) - c$$

Parentheses may be used as above to force particular groupings.

Syntax

$$a || b$$
 (logical OR; not audio-rate)

where the arguments a and b may be further expressions.

See Also

$-$, $+$, $&\&$, $*$, $/$, \wedge , $\%$

19.444. oscbnk

oscbnk – Mixes the output of any number of oscillators.

Description

This unit generator mixes the output of any number of oscillators. The frequency, phase, and amplitude of each oscillator can be modulated by two LFOs (all oscillators have a separate set

of LFOs, with different phase and frequency); additionally, the output of each oscillator can be filtered through an optional parametric equalizer (also controlled by the LFOs). This opcode is most useful for rendering ensemble (strings, choir, etc.) instruments.

Although the LFOs run at k-rate, amplitude, phase and filter modulation are interpolated internally, so it is possible (and recommended in most cases) to use this unit at low (˜1000 Hz) control rates without audible quality degradation.

The start phase and frequency of all oscillators and LFOs can be set by a built-in seedable 31-bit random number generator, or specified manually in a function table (GEN2).

Syntax

ar **oscbnk** kcps, kamd, kfmd, kpmd, iovrlap, iseed, kl1minf, kl1maxf, kl2minf, kl2maxf, ilfomode, keqminf, keqmaxf, keqminl, keqmaxl, keqminq, keqmaxq, ieqmode, kfn [, il1fn] [, il2fn] [, ieqfn] [, ieqlfn] [, ieqqfn] [, itabl] [, ioutfn]

Initialization

iovrlap – Number of oscillator units.

iseed – Seed value for random number generator (positive integer in the range 1 to 2147483646 ($2^{31} - 2$)). *iseed* <= seeds 0 from the current time.

ieqmode – Parametric equalizer mode

- -1: disable EQ (faster)
- 0: peak
- 1: low shelf
- 2: high shelf
- 3: peak (filter interpolation disabled)
- 4: low shelf (interpolation disabled)
- 5: high shelf (interpolation disabled)

The non-interpolated modes are faster, and in some cases (e.g. high shelf filter at low cutoff frequencies) also more stable; however, interpolation is useful for avoiding “zipper noise” at low control rates.

ilfomode – LFO modulation mode, sum of:

- 128: LFO1 to frequency
- 64: LFO1 to amplitude
- 32: LFO1 to phase
- 16: LFO1 to EQ
- 8: LFO2 to frequency
- 4: LFO2 to amplitude
- 2: LFO2 to phase
- 1: LFO2 to EQ

If an LFO does not modulate anything, it is not calculated, and the ftable number (*il1fn* or *il2fn*) can be omitted.

il1fn (optional: default=0) – LFO1 function table number. The waveform in this table has to be normalized (absolute value ≤ 1), and is read with linear interpolation.

il2fn (optional: default=0) – LFO2 function table number. The waveform in this table has to be normalized, and is read with linear interpolation.

ieqffn, *ieqlfn*, *ieqgfn* (optional: default=0) – Lookup tables for EQ frequency, level, and Q (optional if EQ is disabled). Table read position is 0 if the modulator signal is less than, or equal to -1, (table length / 2) if the modulator signal is zero, and the guard point if the modulator signal is greater than, or equal to 1. These tables have to be normalized to the range 0 - 1, and have an extended guard point (table length = power of two + 1). All tables are read with linear interpolation.

itabl (optional: default=0) – Function table storing phase and frequency values for all oscillators (optional). The values in this table are in the following order (5 for each oscillator unit):

oscillator phase, lfo1 phase, lfo1 frequency, lfo2 phase, lfo2 frequency, ...

All values are in the range 0 to 1; if the specified number is greater than 1, it is wrapped (phase) or limited (frequency) to the allowed range. A negative value (or end of table) will use the output of the random number generator. The random seed is always updated (even if no random number was used), so switching one value between random and fixed will not change others.

ioutfn (optional: default=0) – Function table to write phase and frequency values (optional). The format is the same as in the case of *itabl*. This table is useful when experimenting with random numbers to record the best values.

The two optional tables (*itabl* and *ioutfn*) are accessed only at i-time. This is useful to know, as the tables can be safely overwritten after opcode initialization, which allows precalculating parameters at i-time and storing in a temporary table before *oscbnk* initialization.

Performance

ar – Output signal.

*kcp*s – Oscillator frequency in Hz.

kamd – AM depth (0 - 1).

(AM output) = (AM input) * ((1 - (AM depth)) + (AM depth) * (modulator))

If *ilfomode* isn't set to modulate the amplitude, then (AM output) = (AM input) regardless of the value of *kamd*. That means that *kamd* will have no effect.

Note: Amplitude modulation is applied before the parametric equalizer.

kfmd – FM depth (in Hz).

*kpm*d – Phase modulation depth.

*kl1min*f, *kl1max*f – LFO1 minimum and maximum frequency in Hz.

*kl2min*f, *kl2max*f – LFO2 minimum and maximum frequency in Hz. (Note: oscillator and LFO frequencies are allowed to be zero or negative.)

*keqmin*f, *keqmax*f – Parametric equalizer minimum and maximum frequency in Hz.

*keqmin*l, *keqmax*l – Parametric equalizer minimum and maximum level.

*keqmin*q, *keqmax*q – Parametric equalizer minimum and maximum Q.

kfn – Oscillator waveform table. Table number can be changed at k-rate (this is useful to select from a set of band-limited tables generated by GEN30, to avoid aliasing). The table is read with

linear interpolation.

Note

oscbnk uses the same random number generator as *rnd31*. So reading *its documentation* is also recommended.

Examples

Here is an example of *oscbnk* opcode. It uses the files *oscbnk.orc* and *oscbnk.sco*.

Example 1. Example of the *oscbnk* opcode.

```

/* oscbnk.orc */
/* Written by Istvan Varga */
sr = 48000
kr = 750
ksmps = 64
nchnls = 2

ga01 init 0
ga02 init 0

/* sawtooth wave */
i_ ftgen 1, 0, 16384, 7, 1, 16384, -1
/* FM waveform */
i_ ftgen 3, 0, 4096, 7, 0, 512, 0.25, 512, 1, 512, 0.25, 512, \
    0, 512, -0.25, 512, -1, 512, -0.25, 512, 0
/* AM waveform */
i_ ftgen 4, 0, 4096, 5, 1, 4096, 0.01
/* FM to EQ */
i_ ftgen 5, 0, 1024, 5, 1, 512, 32, 512, 1
/* sine wave */
i_ ftgen 6, 0, 1024, 10, 1
/* room parameters */
i_ ftgen 7, 0, 64, -2, 4, 50, -1, -1, -1, 11, \
    1, 26.833, 0.05, 0.85, 10000, 0.8, 0.5, 2, \
    1, 1.753, 0.05, 0.85, 5000, 0.8, 0.5, 2, \
    1, 39.451, 0.05, 0.85, 7000, 0.8, 0.5, 2, \
    1, 33.503, 0.05, 0.85, 7000, 0.8, 0.5, 2, \
    1, 36.151, 0.05, 0.85, 7000, 0.8, 0.5, 2, \
    1, 29.633, 0.05, 0.85, 7000, 0.8, 0.5, 2

/* generate bandlimited sawtooth waves */
i0 = 0
loop1:
imaxh = sr / (2 * 440.0 * exp (log(2.0) * (i0 - 69) / 12))
i_ ftgen i0 + 256, 0, 4096, -30, 1, 1, imaxh
i0 = i0 + 1
    if (i0 < 127.5) igoto loop1

instr 1

p3 = p3 + 0.4

; note frequency
kcps = 440.0 * exp (log(2.0) * (p4 - 69) / 12)
; lowpass max. frequency
klpmaxf limit 64 * kcps, 1000.0, 12000.0
; FM depth in Hz
kfmd1 = 0.02 * kcps
; AM frequency
kamfr = kcps * 0.02
kamfr2 = kcps * 0.1
; table number
kfnum = (256 + 69 + 0.5 + 12 * log(kcps / 440.0) / log(2.0))
; amp. envelope
aenv linseg 0, 0.1, 1.0, p3 - 0.5, 1.0, 0.1, 0.5, 0.2, 0, 1.0, 0

/* oscillator / left */
a1 oscbnk kcps, 0.0, kfmd1, 0.0, 40, 200, 0.1, 0.2, 0, 0, 144, \
    0.0, klpmaxf, 0.0, 0.0, 1.5, 1.5, 2, \
    kfnum, 3, 0, 5, 5, 5
a2 oscbnk kcps, 1.0, kfmd1, 0.0, 40, 201, 0.1, 0.2, kamfr, kamfr2, 148, \
    0, 0, 0, 0, 0, 0, -1, \
    kfnum, 3, 4
a2 pareq a2, kcps * 8, 0.0, 0.7071, 2
a0 = a1 + a2 * 0.12
/* delay */
adel = 0.001

```

```

a01 vdelayx a0, adel, 0.01, 16
a_ oscili 1.0, 0.25, 6, 0.0
adel = adel + 1.0 / (exp(log(2.0) * a_) * 8000)
a02 vdelayx a0, adel, 0.01, 16
a0 = a01 + a02

ga01 = ga01 + a0 * aenv * 2500

/* oscillator / right */

; lowpass max. frequency

a1 oscbnk kcps, 0.0, kfmd1, 0.0, 40, 202, 0.1, 0.2, 0, 0, 144, \
0.0, klpmaxf, 0.0, 0.0, 1.0, 1.0, 2, \
kfnun, 3, 0, 5, 5, 5
a2 oscbnk kcps, 1.0, kfmd1, 0.0, 40, 203, 0.1, 0.2, kamfr, kamfr2, 148, \
0, 0, 0, 0, 0, 0, -1, \
kfnun, 3, 4
a2 pareq a2, kcps * 8, 0.0, 0.7071, 2
a0 = a1 + a2 * 0.12
/* delay */
adel = 0.001
a01 vdelayx a0, adel, 0.01, 16
a_ oscili 1.0, 0.25, 6, 0.25
adel = adel + 1.0 / (exp(log(2.0) * a_) * 8000)
a02 vdelayx a0, adel, 0.01, 16
a0 = a01 + a02

ga02 = ga02 + a0 * aenv * 2500

    endin

/* output / left */

    instr 81

i1 = 0.000001
aLl, aLh, aRl, aRh spat3di ga01 + i1*i1*i1*i1, -8.0, 4.0, 0.0, 0.3, 7, 4
ga01 = 0
aLl butterlp aLl, 800.0
aRl butterlp aRl, 800.0

    outs aLl + aLh, aRl + aRh

    endin

/* output / right */

    instr 82

i1 = 0.000001
aLl, aLh, aRl, aRh spat3di ga02 + i1*i1*i1*i1, 8.0, 4.0, 0.0, 0.3, 7, 4
ga02 = 0
aLl butterlp aLl, 800.0
aRl butterlp aRl, 800.0

    outs aLl + aLh, aRl + aRh

    endin
/* oscbnk.orc */

/* oscbnk.sco */
/* Written by Istvan Varga */
t 0 60

i 1 0 4 41
i 1 0 4 60
i 1 0 4 65
i 1 0 4 69

i 81 0 5.5
i 82 0 5.5
e
/* oscbnk.sco */

```

Credits

Author: Istvan Varga 2001

New in version 4.15

Updated April 2002 by Istvan Varga

19.445. `oscil`

`oscil` – A simple oscillator.

Description

Table *ifn* is incrementally sampled modulo the table length and the value obtained is multiplied by *amp* .

Syntax

ar **oscil** *xamp*, *xcps*, *ifn* [, *iphs*]

kr **oscil** *kamp*, *kcps*, *ifn* [, *iphs*]

Initialization

ifn – function table number. Requires a wrap-around guard point.

iphs (optional, default=0) – initial phase of sampling, expressed as a fraction of a cycle (0 to 1). A negative value will cause phase initialization to be skipped. The default value is 0.

Performance

kamp, *xamp* – amplitude

kcps, *xcps* – frequency in cycles per second.

The *oscil* opcode generates periodic control (or audio) signals consisting of the value of *kamp* (*xamp*) times the value returned from control rate (audio rate) sampling of a stored function table. The internal phase is simultaneously advanced in accordance with the *kcps* or *xcps* input value.

Examples

Here is an example of the `oscil` opcode. It uses the files *oscil.orc* and *oscil.sco* .

Example 1. Example of the `oscil` opcode.

```
/* oscil.orc */
; Initialize the global variables.
sr = 44100
kr = 4410
ksmps = 10
nchnls = 1

; Instrument #1 - a basic oscillator.
instr 1
  kamp = 10000
  kcps = 440
  ifn = 1

  a1 oscil kamp, kcps, ifn
  out a1
endin
/* oscil.orc */
```

```

/* oscil.sco */
; Table #1, a sine wave.
f 1 0 16384 10 1

; Play Instrument #1 for 2 seconds.
i 1 0 2
e
/* oscil.sco */

```

See Also

oscil1 , *oscil3*

Credits

Example written by Kevin Conder.

19.446. *oscil1*

oscil1 – Accesses table values by incremental sampling.

Description

Accesses table values by incremental sampling.

Syntax

kr **oscil1** *idel*, *kamp*, *idur*, *ifn*

Initialization

idel – delay in seconds before *oscil1* incremental sampling begins.

idur – duration in seconds to sample through the *oscil1* table just once. A zero or negative value will cause all initialization to be skipped.

ifn – function table number. *tablei*, *oscil1i* require the extended guard point.

Performance

kamp – amplitude factor.

oscil1 accesses values by sampling once through the function table at a rate determined by *idur* . For the first *idel* seconds, the point of scan will reside at the first location of the table; it will then begin moving through the table at a constant rate, reaching the end in another *idur* seconds; from that time on (i.e. after *idel* + *idur* seconds) it will remain pointing at the last location. Each value obtained from sampling is then multiplied by an amplitude factor *kamp* before being written into the result.

See Also

table , *tablei* , *table3* , *oscil1i* , *osciln*

19.447. **oscil1i**

oscil1i – Accesses table values by incremental sampling with linear interpolation.

Description

Accesses table values by incremental sampling with linear interpolation.

Syntax

kr **oscil1i** idel, kamp, idur, ifn

Initialization

idel – delay in seconds before *oscil1i* incremental sampling begins.

idur – duration in seconds to sample through the *oscil1i* table just once. A zero or negative value will cause all initialization to be skipped.

ifn – function table number. *oscil1i* requires the extended guard point.

Performance

kamp – amplitude factor

oscil1i is an interpolating unit in which the fractional part of index is used to interpolate between adjacent table entries. The smoothness gained by interpolation is at some small cost in execution time (see also *oscili*, etc.), but the interpolating and non-interpolating units are otherwise interchangeable.

See Also

table, *tablei*, *table3*, *oscil1*, *osciln*

19.448. **oscil3**

oscil3 – A simple oscillator with cubic interpolation.

Description

Table *ifn* is incrementally sampled modulo the table length and the value obtained is multiplied by *amp*.

Syntax

ar **oscil3** xamp, xcps, ifn [, iphs]

kr **oscil3** kamp, kcps, ifn [, iphs]

Initialization

ifn – function table number. Requires a wrap-around guard point.

iphs (optional) – initial phase of sampling, expressed as a fraction of a cycle (0 to 1). A negative value will cause phase initialization to be skipped. The default value is 0.

Performance

kamp, *xamp* – amplitude

kcps, *xcps* – frequency in cycles per second.

oscil3 is experimental, and is identical to *oscili*, except that it uses cubic interpolation. (New in Csound version 3.50.)

Examples

Here is an example of the *oscil3* opcode. It uses the files *oscil3.orc* and *oscil3.sco*.

Example 1. Example of the *oscil3* opcode.

```
/* oscil3.orc */
; Initialize the global variables.
sr = 44100
kr = 4410
ksmps = 10
nchnls = 1

; Instrument #1 - a basic oscillator.
instr 1
  kamp = 10000
  kcps = 220
  ifn = 1

  a1 oscil kamp, kcps, ifn
  out a1
endin

; Instrument #2 - the basic oscillator with cubic interpolation.
instr 2
  kamp = 10000
  kcps = 220
  ifn = 1

  a1 oscil3 kamp, kcps, ifn
  out a1
endin
/* oscil3.orc */
```

```
/* oscil3.sco */
; Table #1, a sine wave table with a small amount of data.
f 1 0 32 10 0 1

; Play Instrument #1, the basic oscillator, for
; two seconds. This should sound relatively rough.
i 1 0 2

; Play Instrument #2, the cubic interpolated oscillator, for
; two seconds. This should sound relatively smooth.
i 2 2 2
e
/* oscil3.sco */
```

See Also

oscil, *oscili*

Credits

Example written by Kevin Conder.

19.449. `oscili`

`oscili` – A simple oscillator with linear interpolation.

Description

Table *ifn* is incrementally sampled modulo the table length and the value obtained is multiplied by *amp* .

Syntax

ar `oscili` *xamp*, *xcps*, *ifn* [, *iphs*]

kr `oscili` *kamp*, *kcps*, *ifn* [, *iphs*]

Initialization

ifn – function table number. Requires a wrap-around guard point.

iphs (optional) – initial phase of sampling, expressed as a fraction of a cycle (0 to 1). A negative value will cause phase initialization to be skipped. The default value is 0.

Performance

kamp, *xamp* – amplitude

kcps, *xcps* – frequency in cycles per second.

`oscili` differs from `oscil` in that the standard procedure of using a truncated phase as a sampling index is here replaced by a process that interpolates between two successive lookups. Interpolating generators will produce a noticeably cleaner output signal, but they may take as much as twice as long to run. Adequate accuracy can also be gained without the time cost of interpolation by using large stored function tables of 2K, 4K or 8K points if the space is available.

Examples

Here is an example of the `oscili` opcode. It uses the files `oscili.orc` and `oscili.sco` .

Example 1. Example of the `oscili` opcode.

```
/* oscili.orc */
; Initialize the global variables.
sr = 44100
kr = 4410
ksmps = 10
nchnls = 1

; Instrument #1 - a basic oscillator.
instr 1
  kamp = 10000
  kcps = 220
  ifn = 1

  a1 oscil kamp, kcps, ifn
```

```

    out a1
  endin

; Instrument #2 - the basic oscillator with extra interpolation.
instr 2
  kamp = 10000
  kcps = 220
  ifn = 1

  a1 oscili kamp, kcps, ifn
  out a1
endin
/* oscili.orc */

```

```

/* oscili.sco */
; Table #1, a sine wave table with a small amount of data.
f 1 0 32 10 0 1

; Play Instrument #1, the basic oscillator, for
; two seconds. This should sound relatively rough.
i 1 0 2

; Play Instrument #2, the interpolated oscillator, for
; two seconds. This should sound relatively smooth.
i 2 2 2
e
/* oscili.sco */

```

See Also

oscil , *oscil3*

Credits

Example written by Kevin Conder.

19.450. *oscilikt*

oscilikt – A linearly interpolated oscillator that allows changing the table number at k-rate.

Description

oscilikt is very similar to *oscili* , but allows changing the table number at k-rate. It is slightly slower than *oscili* (especially with high control rate), although also more accurate as it uses a 31-bit phase accumulator, as opposed to the 24-bit one used by *oscili*.

Syntax

ar **oscilikt** xamp, xcps, kfn [, iphs] [, istor]

kr **oscilikt** kamp, kcps, kfn [, iphs] [, istor]

Initialization

iphs (optional, defaults to 0) – initial phase in the range 0 to 1. Other values are wrapped to the allowed range.

istor (optional, defaults to 0) – skip initialization.

Performance

kamp , *xamp* – amplitude.

kcps , *xcps* – frequency in Hz. Zero and negative values are allowed. However, the absolute value must be less than *sr* (and recommended to be less than $sr/2$).

kfn – function table number. Can be varied at control rate (useful to “morph” waveforms, or select from a set of band-limited tables generated by *GEN30*).

Examples

Here is an example of the *oscilikt* opcode. It uses the files *oscilikt.orc* and *oscilikt.sco* .

Example 1. Example of the *oscilikt* opcode.

```
/* oscilikt.orc */
; Initialize the global variables.
sr = 44100
kr = 4410
ksmps = 10
nchnls = 1

; Instrument #1.
instr 1
; Generate a uni-polar (0-1) square wave.
kamp1 init 1
kcps1 init 2
itype = 3
ksquare lfo kamp1, kcps1, itype

; Use the square wave to switch between Tables #1 and #2.
kamp2 init 20000
kcps2 init 220
kfn = ksquare + 1

a1 oscilikt kamp2, kcps2, kfn
out a1
endin
/* oscilikt.orc */
```

```
/* oscilikt.sco */
; Table #1, a sine waveform.
f 1 0 4096 10 0 1
; Table #2: a sawtooth wave
f 2 0 3 -2 1 0 -1

; Play Instrument #1 for two seconds.
i 1 0 2
/* oscilikt.sco */
```

See Also

osciliktp and *oscilikts* .

Credits

Author: Istvan Varga

Example written by Kevin Conder.

New in version 4.22

19.451. *osciliktp*

osciliktp – A linearly interpolated oscillator that allows allows phase modulation.

Description

osciliktp allows phase modulation (which is actually implemented as k-rate frequency modulation, by differentiating phase input). The disadvantage is that there is no amplitude control, and frequency can be varied only at the control-rate. This opcode can be faster or slower than *oscilikt*, depending on the control-rate.

Syntax

ar **osciliktp** kcps, kfn, kphs [, istor]

Initialization

istor (optional, defaults to 0) – Skips initialization.

Performance

ar – audio-rate output signal.

kcps – frequency in Hz. Zero and negative values are allowed. However, the absolute value must be less than *sr* (and recommended to be less than $sr/2$).

kfn – function table number. Can be varied at control rate (useful to “morph” waveforms, or select from a set of band-limited tables generated by *GEN30*).

kphs – phase (k-rate), the expected range is 0 to 1. The absolute value of the difference of the current and previous value of *kphs* must be less than *ksmps*.

Examples

Here is an example of the *osciliktp* opcode. It uses the files *osciliktp.orc* and *osciliktp.sco*.

Example 1. Example of the *osciliktp* opcode.

```
/* osciliktp.orc */
; Initialize the global variables.
sr = 44100
kr = 4410
ksmps = 10
nchnls = 1

; Instrument #1: osciliktp example
instr 1
  kphs line 0, p3, 4

  a1x osciliktp 220.5, 1, 0
  a1y osciliktp 220.5, 1, -kphs
  a1 = a1x - a1y

  out a1 * 14000
endin
/* osciliktp.orc */

/* osciliktp.sco */
; Table #1: Sawtooth wave
f 1 0 3 -2 1 0 -1

; Play Instrument #1 for four seconds.
i 1 0 4
e
/* osciliktp.sco */
```

See Also

oscilikt and *oscilikts* .

Credits

Author: Istvan Varga

New in version 4.22

19.452. oscilikts

oscilikts – A linearly interpolated oscillator with sync status that allows changing the table number at k-rate.

Description

oscilikts is the same as *oscilikt* . Except it has a sync input that can be used to re-initialize the oscillator to a k-rate phase value. It is slower than *oscilikt* and *osciliktp* .

Syntax

ar **oscilikts** xamp, xcps, kfn, async, kphs [, istor]

Initialization

istor (optional, defaults to 0) – skip initialization.

Performance

xamp – amplitude.

xcps – frequency in Hz. Zero and negative values are allowed. However, the absolute value must be less than *sr* (and recommended to be less than $sr/2$).

kfn – function table number. Can be varied at control rate (useful to “morph” waveforms, or select from a set of band-limited tables generated by *GEN30*).

async – any positive value resets the phase of *oscilikts* to *kphs* . Zero or negative values have no effect.

kphs – sets the phase, initially and when it is re-initialized with *async*.

Examples

Here is an example of the *oscilikts* opcode. It uses the files *oscilikts.orc* and *oscilikts.sco* .

Example 1. Example of the *oscilikts* opcode.

```
/* oscilikts.orc */
; Initialize the global variables.
sr = 44100
kr = 4410
ksmps = 10
nchnls = 1
```

```

; Instrument #1: oscilikts example.
instr 1
; Frequency envelope.
kfrq expon 400, p3, 1200
; Phase.
kphs line 0.1, p3, 0.9

; Sync 1
atmp1 phasor 100
; Sync 2
atmp2 phasor 150
async diff 1 - (atmp1 + atmp2)

a1 oscilikts 14000, kfrq, 1, async, 0
a2 oscilikts 14000, kfrq, 1, async, -kphs

out a1 - a2
endin
/* oscilikts.orc */

```

```

/* oscilikts.sco */
; Table #1: Sawtooth wave
f 1 0 3 -2 1 0 -1

; Play Instrument #1 for four seconds.
i 1 0 4
e
/* oscilikts.sco */

```

See Also

oscilikt and *osciliktp* .

Credits

Author: Istvan Varga

New in version 4.22

19.453. *osciln*

osciln – Accesses table values at a user-defined frequency.

Description

Accesses table values at a user-defined frequency. This opcode can also be written as *oscilx* .

Syntax

ar **osciln** kamp, ifrq, ifn, itimes

Initialization

ifrq, *itimes* – rate and number of times through the stored table.

ifn – function table number.

Performance

kamp – amplitude factor

osciln will sample several times through the stored table at a rate of *ifrq* times per second, after which it will output zeros. Generates audio signals only, with output values scaled by *kamp*.

See Also

table , *tablei* , *table3* , *oscil1* , *oscil1i*

19.454. oscils

oscils – A simple, fast sine oscillator

Description

Simple, fast sine oscillator, that uses only one multiply, and two add operations to generate one sample of output, and does not require a function table.

Syntax

ar **oscils** iamp, icps, iphs [, iflg]

Initialization

iamp – output amplitude.

icps – frequency in Hz (may be zero or negative, however the absolute value must be less than $sr/2$).

iphs – start phase between 0 and 1.

iflg – sum of the following values:

- *2* : use double precision even if Csound was compiled to use floats. This improves quality (especially in the case of long performance time), but may be up to twice as slow.
- *1* : skip initialization.

Performance

ar – audio output

Examples

Here is an example of the oscils opcode. It uses the files *oscils.orc* and *oscils.sco* .

Example 1. Example of the oscils opcode.

```
/* oscils.orc */
; Initialize the global variables.
sr = 44100
kr = 4410
```



```
ksmps = 10
nchnls = 1

; Instrument #1 - a fast sine oscillator.
instr 1
  iamp = 10000
  icps = 440
  iphs = 0

  a1 oscils iamp, icps, iphs
  out a1
endin
/* oscils.orc */
```

```
/* oscils.sco */
; Play Instrument #1 for 2 seconds.
i 1 0 2
e
/* oscils.sco */
```

Credits

Author: Istvan Varga January 2002

Example written by Kevin Conder.

New in version 4.18

19.455. *oscilx*

oscilx – Same as the *osciln* opcode.

Description

Same as the *osciln* opcode.

Syntax

ar **oscilx** kamp, ifrq, ifn, itimes

19.456. *out*

out – Writes mono audio data to an external device or stream.

Description

Writes mono audio data to an external device or stream.

Syntax

out asig

Performance

Sends mono audio samples to an accumulating output buffer (created at the beginning of performance) which serves to collect the output of all active instruments before the sound is written to disk. There can be any number of these output units in an instrument.

The type (mono, stereo, quad, hex, or oct) should agree with *nchnls* . But as of version 3.50, Csound will attempt to change an incorrect opcode to agree with *nchnls* statement.

See Also

outh , *outo* , *outq* , *outq1* , *outq2* , *outq3* , *outq4* , *outs* , *outs1* , *outs2* , *soundout*

Credits

Author: Barry L. Vercoe, Matt Ingalls/Mike Berry MIT, Mills College 1993-1997

19.457. out32

out32 – Writes 32-channel audio data to an external device or stream.

Description

Writes 32-channel audio data to an external device or stream.

Syntax

out32 asig1, asig2, asig3, asig4, asig5, asig6, asig7, asig8, asig10, asig11, asig12, asig13, asig14, asig15, asig16, asig17, asig18, asig19, asig20, asig21, asig22, asig23, asig24, asig25, asig26, asig27, asig28, asig29, asig30, asig31, asig32

Performance

out32 outputs 32 channels of audio.

Credits

outc , *outch* , *outx* , *outz*

Credits

Author: John ffitch University of Bath/Codemist Ltd. Bath, UK May 2000

New in Csound Version 4.07

19.458. outc

outc – Writes audio data with an arbitrary number of channels to an external device or stream.

Description

Writes audio data with an arbitrary number of channels to an external device or stream.

Syntax

```
outc asig1 [, asig2] [...]
```

Performance

outc outputs as many channels as provided. Any channels greater than *nchnls* are ignored. Zeros are added as necessary

Credits

out32 , *outch* , *outx* , *outz*

Credits

Author: John fitch University of Bath/Codemist Ltd. Bath, UK May 2000

New in Csound Version 4.07

19.459. **outch**

outch – Writes multi-channel audio data, with user-controllable channels, to an external device or stream.

Description

Writes multi-channel audio data, with user-controllable channels, to an external device or stream.

Syntax

```
outch ksig1, asig1 [, ksig2] [, asig2] [...]
```

Performance

outch outputs *asig1* on the channel determined by *ksig1* , *asig2* on the channel determined by *ksig2* , etc.

Credits

out32 , *outc* , *outx* , *outz*

Credits

Author: John fitch University of Bath/Codemist Ltd. Bath, UK May 2000
New in Csound Version 4.07

19.460. outh

outh – Writes 6-channel audio data to an external device or stream.

Description

Writes 6-channel audio data to an external device or stream.

Syntax

outh asig1, asig2, asig3, asig4, asig5, asig6

Performance

Sends 6-channel audio samples to an accumulating output buffer (created at the beginning of performance) which serves to collect the output of all active instruments before the sound is written to disk. There can be any number of these output units in an instrument.

The type (mono, stereo, quad, hex, or oct) should agree with *nchnls* . But as of version 3.50, Csound will attempt to change an incorrect opcode to agree with *nchnls* statement.

See Also

out , *outo* , *outq* , *outq1* , *outq2* , *outq3* , *outq4* , *outs* , *outs1* , *outs2* , *soundout*

Credits

Author: Barry L. Vercoe, Matt Ingalls/Mike Berry MIT, Mills College 1993-1997

19.461. outiat

outiat – Sends MIDI aftertouch messages at i-rate.

Description

Sends MIDI aftertouch messages at i-rate.

Syntax

outiat ichn, ivalue, imin, imax

Initialization

ichn – MIDI channel number (1-16)

ivalue – floating point value

imin – minimum floating point value (converted in MIDI integer value 0)

imax – maximum floating point value (converted in MIDI integer value 127 (7 bit))

Performance

outiat (i-rate aftertouch output) sends aftertouch messages. It works only with MIDI instruments which recognize them. It can drive a different value of a parameter for each note currently active.

It can scale an i-value floating-point argument according to the *imin* and *imax* values. For example, set *imin* = 1.0 and *imax* = 2.0. When the *ivalue* argument receives a 2.0 value, the opcode will send a 127 value to the MIDI OUT device. When the *ivalue* argument receives a 1.0 value, it will send a 0 value. i-rate opcodes send their message once during instrument initialization.

See Also

outic14 , *outic* , *outipat* , *outipb* , *outipc* , *outkat* , *outkc14* , *outkc* , *outkpat* , *outkpb* , *outkpc*

Credits

Author: Gabriel Maldonado Italy

New in Csound version 3.47

Thanks goes to Rasmus Ekman for pointing out the correct MIDI channel and controller number ranges.

19.462. *outic*

outic – Sends MIDI controller output at i-rate.

Description

Sends MIDI controller output at i-rate.

Syntax

outic *ichn*, *inum*, *ivalue*, *imin*, *imax*

Initialization

ichn – MIDI channel number (1-16)

inum – controller number (0-127 for example 1 = ModWheel; 2 = BreathControl etc.)

ivalue – floating point value

imin – minimum floating point value (converted in MIDI integer value 0)

imax – maximum floating point value (converted in MIDI integer value 127 (7 bit))

Performance

outic (i-rate MIDI controller output) sends controller messages to the MIDI OUT device. It works only with MIDI instruments which recognize them. It can drive a different value of a parameter for each note currently active.

It can scale an i-value floating-point argument according to the *imin* and *imax* values. For example, set *imin* = 1.0 and *imax* = 2.0. When the *ivalue* argument receives a 2.0 value, the opcode will send a 127 value to the MIDI OUT device. When the *ivalue* argument receives a 1.0 value, it will send a 0 value. i-rate opcodes send their message once during instrument initialization.

See Also

outiat , *outic14* , *outipat* , *outipb* , *outipc* , *outkat* , *outkc14* , *outkc* , *outkpat* , *outkpb* , *outkpc*

Credits

Author: Gabriel Maldonado Italy

New in Csound version 3.47

Thanks goes to Rasmus Ekman for pointing out the correct MIDI channel and controller number ranges.

19.463. outic14

outic14 – Sends 14-bit MIDI controller output at i-rate.

Description

Sends 14-bit MIDI controller output at i-rate.

Syntax

outic14 *ichn*, *imsb*, *ilsb*, *ivalue*, *imin*, *imax*

Initialization

ichn – MIDI channel number (1-16)

imsb – most significant byte controller number when using 14-bit parameters (0-127)

ilsb – least significant byte controller number when using 14-bit parameters (0-127)

ivalue – floating point value

imin – minimum floating point value (converted in MIDI integer value 0)

imax – maximum floating point value (converted in MIDI integer value 16383 (14-bit))

Performance

outic14 (i-rate MIDI 14-bit controller output) sends a pair of controller messages. This opcode can drive 14-bit parameters on MIDI instruments that recognize them. The first control message contains the most significant byte of *ivalue* argument while the second message contains the less significant byte. *imsb* and *ilsb* are the number of the most and less significant controller.

This opcode can drive a different value of a parameter for each note currently active.

It can scale an i-value floating-point argument according to the *imin* and *imax* values. For example, set *imin* = 1.0 and *imax* = 2.0. When the *ivalue* argument receives a 2.0 value, the opcode will send a 127 value to the MIDI OUT device. When the *ivalue* argument receives a 1.0 value, it will send a 0 value. i-rate opcodes send their message once during instrument initialization.

See Also

outiat , *outic* , *outipat* , *outipb* , *outipc* , *outkat* , *outkc14* , *outkc* , *outkpat* , *outkpb* , *outkpc*

Credits

Author: Gabriel Maldonado Italy

New in Csound version 3.47

Thanks goes to Rasmus Ekman for pointing out the correct MIDI channel and controller number ranges.

19.464. *outipat*

outipat – Sends polyphonic MIDI aftertouch messages at i-rate.

Description

Sends polyphonic MIDI aftertouch messages at i-rate.

Syntax

outipat *ichn*, *inotenum*, *ivalue*, *imin*, *imax*

Initialization

ichn – MIDI channel number (1-16)

inotenum – MIDI note number (used in polyphonic aftertouch messages)

ivalue – floating point value

imin – minimum floating point value (converted in MIDI integer value 0)

imax – maximum floating point value (converted in MIDI integer value 127 (7 bit))

Performance

outipat (i-rate polyphonic aftertouch output) sends polyphonic aftertouch messages. It works only with MIDI instruments which recognize them. It can drive a different value of a parameter for each note currently active.

It can scale an i-value floating-point argument according to the *imin* and *imax* values. For example, set *imin* = 1.0 and *imax* = 2.0. When the *ivalue* argument receives a 2.0 value, the opcode will send a 127 value to the MIDI OUT device. When the *ivalue* argument receives a 1.0 value, it will send a 0 value. i-rate opcodes send their message once during instrument initialization.

See Also

outiat , *outic14* , *outic* , *outipb* , *outipc* , *outkat* , *outkc14* , *outkc* , *outkpat* , *outkpb* , *outkpc*

Credits

Author: Gabriel Maldonado Italy

New in Csound version 3.47

Thanks goes to Rasmus Ekman for pointing out the correct MIDI channel and controller number ranges.

19.465. outipb

outipb – Sends MIDI pitch-bend messages at i-rate.

Description

Sends MIDI pitch-bend messages at i-rate.

Syntax

outipb ichn, ivalue, imin, imax

Initialization

ichn – MIDI channel number (1-16)

ivalue – floating point value

imin – minimum floating point value (converted in MIDI integer value 0)

imax – maximum floating point value (converted in MIDI integer value 127 (7 bit))

Performance

outipb (i-rate pitch bend output) sends pitch bend messages. It works only with MIDI instruments which recognize them. It can drive a different value of a parameter for each note currently active.

It can scale an i-value floating-point argument according to the *imin* and *imax* values. For example, set *imin* = 1.0 and *imax* = 2.0. When the *ivalue* argument receives a 2.0 value, the opcode will

send a 127 value to the MIDI OUT device. When the *ivalue* argument receives a 1.0 value, it will send a 0 value. i-rate opcodes send their message once during instrument initialization.

See Also

outiat , *outic14* , *outic* , *outipat* , *outipc* , *outkat* , *outkc14* , *outkc* , *outkpat* , *outkpb* , *outkpc*

Credits

Author: Gabriel Maldonado Italy

New in Csound version 3.47

Thanks goes to Rasmus Ekman for pointing out the correct MIDI channel and controller number ranges.

19.466. *outipc*

outipc – Sends MIDI program change messages at i-rate

Description

Sends MIDI program change messages at i-rate

Syntax

outipc *ichn*, *iprog*, *imin*, *imax*

Initialization

ichn – MIDI channel number (1-16)

iprog – program change number in floating point

imin – minimum floating point value (converted in MIDI integer value 0)

imax – maximum floating point value (converted in MIDI integer value 127 (7 bit))

Performance

outipc (i-rate program change output) sends program change messages. It works only with MIDI instruments which recognize them. It can drive a different value of a parameter for each note currently active.

It can scale an i-value floating-point argument according to the *imin* and *imax* values. For example, set *imin* = 1.0 and *imax* = 2.0. When the *ivalue* argument receives a 2.0 value, the opcode will send a 127 value to the MIDI OUT device. When the *ivalue* argument receives a 1.0 value, it will send a 0 value. i-rate opcodes send their message once during instrument initialization.

See Also

outiat , *outic14* , *outic* , *outipat* , *outipb* , *outkat* , *outkc14* , *outkc* , *outkpat* , *outkpb* , *outkpc*

Credits

Author: Gabriel Maldonado Italy

New in Csound version 3.47

Thanks goes to Rasmus Ekman for pointing out the correct MIDI channel and controller number ranges.

19.467. **outk**

outk – Deprecated.

Description

Deprecated as of version 4.23. Use the *subinstr* opcode instead.

Credits

September 2003. Thanks to Matt Ingalls for pointing out this opcode is deprecated.

19.468. **outkat**

outkat – Sends MIDI aftertouch messages at k-rate.

Description

Sends MIDI aftertouch messages at k-rate.

Syntax

outkat kchn, kvalue, kmin, kmax

Performance

kchn – MIDI channel number (1-16)

kvalue – floating point value

kmin – minimum floating point value (converted in MIDI integer value 0)

kmax – maximum floating point value (converted in MIDI integer value 127)

outkat (k-rate aftertouch output) sends aftertouch messages. It works only with MIDI instruments which recognize them. It can drive a different value of a parameter for each note currently active.

It can scale the k-value floating-point argument according to the *kmin* and *kmax* values. For example: set *kmin* = 1.0 and *kmax* = 2.0. When the *kvalue* argument receives a 2.0 value, the opcode will send a 127 value to the MIDI OUT device. When the *kvalue* argument receives a 1.0 value, it will send a 0 value. k-rate opcodes send a message each time the MIDI converted value of argument *kvalue* changes.

See Also

outiat , *outic14* , *outic* , *outipat* , *outipb* , *outipc* , *outkc14* , *outkc* , *outkpat* , *outkpb* , *outkpc*

Credits

Author: Gabriel Maldonado Italy

New in Csound version 3.47

Thanks goes to Rasmus Ekman for pointing out the correct MIDI channel and controller number ranges.

19.469. *outkc*

outkc – Sends MIDI controller messages at k-rate.

Description

Sends MIDI controller messages at k-rate.

Syntax

outkc *kchn*, *knum*, *kvalue*, *kmin*, *kmax*

Performance

kchn – MIDI channel number (1-16)

knum – controller number (0-127 for example 1 = ModWheel; 2 = BreathControl etc.)

kvalue – floating point value

kmin – minimum floating point value (converted in MIDI integer value 0)

kmax – maximum floating point value (converted in MIDI integer value 127 (7 bit))

outkc (k-rate MIDI controller output) sends controller messages to MIDI OUT device. It works only with MIDI instruments which recognize them. It can drive a different value of a parameter for each note currently active.

It can scale the k-value floating-point argument according to the *kmin* and *kmax* values. For example: set *kmin* = 1.0 and *kmax* = 2.0. When the *kvalue* argument receives a 2.0 value, the opcode will send a 127 value to the MIDI OUT device. When the *kvalue* argument receives a 1.0 value, it will send a 0 value. k-rate opcodes send a message each time the MIDI converted value of argument *kvalue* changes.

See Also

outiat , *outic14* , *outic* , *outipat* , *outipb* , *outipc* , *outkat* , *outkc14* , *outkpat* , *outkpb* , *outkpc*

Credits

Author: Gabriel Maldonado Italy

New in Csound version 3.47

Thanks goes to Rasmus Ekman for pointing out the correct MIDI channel and controller number ranges.

19.470. outkc14

outkc14 – Sends 14-bit MIDI controller output at k-rate.

Description

Sends 14-bit MIDI controller output at k-rate.

Syntax

outkc14 kchn, kmsb, klsb, kvalue, kmin, kmax

Performance

kchn – MIDI channel number (1-16)

kmsb – most significant byte controller number when using 14-bit parameters (0-127)

klsb – least significant byte controller number when using 14-bit parameters (0-127)

kvalue – floating point value

kmin – minimum floating point value (converted in MIDI integer value 0)

kmax – maximum floating point value (converted in MIDI integer value 16383 (14-bit))

outkc14 (k-rate MIDI 14-bit controller output) sends a pair of controller messages. It works only with MIDI instruments which recognize them. These opcodes can drive 14-bit parameters on MIDI instruments that recognize them. The first control message contains the most significant byte of *kvalue* argument while the second message contains the less significant byte. *kmsb* and *klsb* are the number of the most and less significant controller.

It can drive a different value of a parameter for each note currently active.

It can scale the k-value floating-point argument according to the *kmin* and *kmax* values. For example: set *kmin* = 1.0 and *kmax* = 2.0. When the *kvalue* argument receives a 2.0 value, the opcode will send a 127 value to the MIDI OUT device. When the *kvalue* argument receives a 1.0 value, it will send a 0 value. k-rate opcodes send a message each time the MIDI converted value of argument *kvalue* changes.

See Also

outiat , *outic14* , *outic* , *outipat* , *outipb* , *outipc* , *outkat* , *outkc* , *outkpat* , *outkpb* , *outkpc*

Credits

Author: Gabriel Maldonado Italy

New in Csound version 3.47

Thanks goes to Rasmus Ekman for pointing out the correct MIDI channel and controller number ranges.

19.471. **outkpat**

outkpat – Sends polyphonic MIDI aftertouch messages at k-rate.

Description

Sends polyphonic MIDI aftertouch messages at k-rate.

Syntax

outkpat *kchn*, *knotenum*, *kvalue*, *kmin*, *kmax*

Performance

kchn – MIDI channel number (1-16)

knotenum – MIDI note number (used in polyphonic aftertouch messages)

kvalue – floating point value

kmin – minimum floating point value (converted in MIDI integer value 0)

kmax – maximum floating point value (converted in MIDI integer value 127 (7 bit))

outkpat (k-rate polyphonic aftertouch output) sends polyphonic aftertouch messages. It works only with MIDI instruments which recognize them. It can drive a different value of a parameter for each note currently active.

It can scale the k-value floating-point argument according to the *kmin* and *kmax* values. For example: set *kmin* = 1.0 and *kmax* = 2.0. When the *kvalue* argument receives a 2.0 value, the opcode will send a 127 value to the MIDI OUT device. When the *kvalue* argument receives a 1.0 value, it will send a 0 value. k-rate opcodes send a message each time the MIDI converted value of argument *kvalue* changes.

See Also

outiat , *outic14* , *outic* , *outipat* , *outipb* , *outipc* , *outkat* , *outkc14* , *outkc* , *outkpb* , *outkpc*

Credits

Author: Gabriel Maldonado Italy

New in Csound version 3.47

Thanks goes to Rasmus Ekman for pointing out the correct MIDI channel and controller number ranges.

19.472. **outkpb**

outkpb – Sends MIDI pitch-bend messages at k-rate.

Description

Sends MIDI pitch-bend messages at k-rate.

Syntax

outkpb kchn, kvalue, kmin, kmax

Performance

kchn – MIDI channel number (1-16)

kvalue – floating point value

kmin – minimum floating point value (converted in MIDI integer value 0)

kmax – maximum floating point value (converted in MIDI integer value 127 (7 bit))

outkpb (k-rate pitch-bend output) sends pitch-bend messages. It works only with MIDI instruments which recognize them. It can drive a different value of a parameter for each note currently active.

It can scale the k-value floating-point argument according to the *kmin* and *kmax* values. For example: set *kmin* = 1.0 and *kmax* = 2.0. When the *kvalue* argument receives a 2.0 value, the opcode will send a 127 value to the MIDI OUT device. When the *kvalue* argument receives a 1.0 value, it will send a 0 value. k-rate opcodes send a message each time the MIDI converted value of argument *kvalue* changes.

See Also

outiat , *outic14* , *outic* , *outipat* , *outipb* , *outipc* , *outkat* , *outkc14* , *outkc* , *outkpat* , *outkpc*

Credits

Author: Gabriel Maldonado Italy

New in Csound version 3.47

Thanks goes to Rasmus Ekman for pointing out the correct MIDI channel and controller number ranges.

19.473. outkpc

outkpc – Sends MIDI program change messages at k-rate.

Description

Sends MIDI program change messages at k-rate.

Syntax

outkpc kchn, kprog, kmin, kmax

Performance

kchn – MIDI channel number (1-16)

kprog – program change number in floating point

kmin – minimum floating point value (converted in MIDI integer value 0)

kmax – maximum floating point value (converted in MIDI integer value 127 (7 bit))

outkpc (k-rate program change output) sends program change messages. It works only with MIDI instruments which recognize them. These opcodes can drive a different value of a parameter for each note currently active.

It can scale the k-value floating-point argument according to the *kmin* and *kmax* values. For example: set *kmin* = 1.0 and *kmax* = 2.0. When the *kvalue* argument receives a 2.0 value, the opcode will send a 127 value to the MIDI OUT device. When the *kvalue* argument receives a 1.0 value, it will send a 0 value. k-rate opcodes send a message each time the MIDI converted value of argument *kvalue* changes.

See Also

outiat , *outic14* , *outic* , *outipat* , *outipb* , *outipc* , *outkat* , *outkc14* , *outkc* , *outkpat* , *outkpb*

Credits

Author: Gabriel Maldonado Italy

New in Csound version 3.47

Thanks goes to Rasmus Ekman for pointing out the correct MIDI channel and controller number ranges.

19.474. *outo*

outo – Writes 8-channel audio data to an external device or stream.

Description

Writes 8-channel audio data to an external device or stream.

Syntax

outo asig1, asig2, asig3, asig4, asig5, asig6, asig7, asig8

Performance

Sends 8-channel audio samples to an accumulating output buffer (created at the beginning of performance) which serves to collect the output of all active instruments before the sound is written to disk. There can be any number of these output units in an instrument.

The type (mono, stereo, quad, hex, or oct) should agree with *nchnls* . But as of version 3.50, Csound will attempt to change an incorrect opcode to agree with *nchnls* statement.

See Also

out , *outh* , *outq* , *outq1* , *outq2* , *outq3* , *outq4* , *outs* , *outs1* , *outs2* , *soundout*

Credits

Author: Barry L. Vercoe, Matt Ingalls/Mike Berry MIT, Mills College 1993-1997

19.475. outq

outq – Writes 4-channel audio data to an external device or stream.

Description

Writes 4-channel audio data to an external device or stream.

Syntax

outq *asig1*, *asig2*, *asig3*, *asig4*

Performance

Sends 4-channel audio samples to an accumulating output buffer (created at the beginning of performance) which serves to collect the output of all active instruments before the sound is written to disk. There can be any number of these output units in an instrument.

The type (mono, stereo, quad, hex, or oct) should agree with *nchnls* . But as of version 3.50, Csound will attempt to change an incorrect opcode to agree with the *nchnls* statement. Opcodes can be chosen to direct sound to any particular channel: *outs1* sends to stereo channel 1, *outq3* to quad channel 3, etc.

See Also

out , *outh* , *outo* , *outq1* , *outq2* , *outq3* , *outq4* , *outs* , *outs1* , *outs2* , *soundout*

Credits

Author: Barry L. Vercoe, Matt Ingalls/Mike Berry MIT, Mills College 1993-1997

19.476. outq1

outq1 – Writes samples to quad channel 1 of an external device or stream.

Description

Writes samples to quad channel 1 of an external device or stream.

Syntax

outq1 asig

Performance

Sends audio samples to an accumulating output buffer (created at the beginning of performance) which serves to collect the output of all active instruments before the sound is written to disk. There can be any number of these output units in an instrument.

The type (mono, stereo, quad, hex, or oct) should agree with *nchnls* . But as of version 3.50, Csound will attempt to change an incorrect opcode to agree with the *nchnls* statement. Opcodes can be chosen to direct sound to any particular channel: *outs1* sends to stereo channel 1, *outq3* to quad channel 3, etc.

See Also

out , *outh* , *outo* , *outq* , *outq2* , *outq3* , *outq4* , *outs* , *outs1* , *outs2* , *soundout*

Credits

Author: Barry L. Vercoe, Matt Ingalls/Mike Berry MIT, Mills College 1993-1997

19.477. *outq2*

outq2 – Writes samples to quad channel 2 of an external device or stream.

Description

Writes samples to quad channel 2 of an external device or stream.

Syntax

outq2 asig

Performance

Sends audio samples to an accumulating output buffer (created at the beginning of performance) which serves to collect the output of all active instruments before the sound is written to disk. There can be any number of these output units in an instrument.

The type (mono, stereo, quad, hex, or oct) should agree with *nchnls* . But as of version 3.50, Csound will attempt to change an incorrect opcode to agree with the *nchnls* statement. Opcodes can be chosen to direct sound to any particular channel: *outs1* sends to stereo channel 1, *outq3* to quad channel 3, etc.

See Also

out , *outh* , *outo* , *outq* , *outq1* , *outq3* , *outq4* , *outs* , *outs1* , *outs2* , *soundout*

Credits

Author: Barry L. Vercoe, Matt Ingalls/Mike Berry MIT, Mills College 1993-1997

19.478. outq3

outq3 – Writes samples to quad channel 3 of an external device or stream.

Description

Writes samples to quad channel 3 of an external device or stream.

Syntax

outq3 asig

Performance

Sends audio samples to an accumulating output buffer (created at the beginning of performance) which serves to collect the output of all active instruments before the sound is written to disk. There can be any number of these output units in an instrument.

The type (mono, stereo, quad, hex, or oct) should agree with *nchnls* . But as of version 3.50, Csound will attempt to change an incorrect opcode to agree with the *nchnls* statement. Opcodes can be chosen to direct sound to any particular channel: *outs1* sends to stereo channel 1, *outq3* to quad channel 3, etc.

See Also

out , *outh* , *outo* , *outq* , *outq1* , *outq2* , *outq4* , *outs* , *outs1* , *outs2* , *soundout*

Credits

Author: Barry L. Vercoe, Matt Ingalls/Mike Berry MIT, Mills College 1993-1997

19.479. outq4

outq4 – Writes samples to quad channel 4 of an external device or stream.

Description

Writes samples to quad channel 4 of an external device or stream.

Syntax

outq4 asig

Performance

Sends audio samples to an accumulating output buffer (created at the beginning of performance) which serves to collect the output of all active instruments before the sound is written to disk. There can be any number of these output units in an instrument.

The type (mono, stereo, quad, hex, or oct) should agree with *nchnls* . But as of version 3.50, Csound will attempt to change an incorrect opcode to agree with the *nchnls* statement. Opcodes can be chosen to direct sound to any particular channel: *outs1* sends to stereo channel 1, *outq3* to quad channel 3, etc.

See Also

out , *outh* , *outo* , *outq* , *outq1* , *outq2* , *outq3* , *outs* , *outs1* , *outs2* , *soundout*

Credits

Author: Barry L. Vercoe, Matt Ingalls/Mike Berry MIT, Mills College 1993-1997

19.480. *outs*

outs – Writes stereo audio data to an external device or stream.

Description

Writes stereo audio data to an external device or stream.

Syntax

outs asig1, asig2

Performance

Sends stereo audio samples to an accumulating output buffer (created at the beginning of performance) which serves to collect the output of all active instruments before the sound is written to disk. There can be any number of these output units in an instrument.

The type (mono, stereo, quad, hex, or oct) should agree with *nchnls* . But as of version 3.50, Csound will attempt to change an incorrect opcode to agree with the *nchnls* statement. Opcodes can be chosen to direct sound to any particular channel: *outs1* sends to stereo channel 1, *outq3* to quad channel 3, etc.

See Also

out , *outh* , *outo* , *outq* , *outq1* , *outq2* , *outq3* , *outq4* , *outs1* , *outs2* , *soundout*

Credits

Author: Barry L. Vercoe, Matt Ingalls/Mike Berry MIT, Mills College 1993-1997

19.481. **outs1**

`outs1` – Writes samples to stereo channel 1 of an external device or stream.

Description

Writes samples to stereo channel 1 of an external device or stream.

Syntax

`outs1` asig

Performance

Sends audio samples to an accumulating output buffer (created at the beginning of performance) which serves to collect the output of all active instruments before the sound is written to disk. There can be any number of these output units in an instrument.

The type (mono, stereo, quad, hex, or oct) should agree with *nchnls* . But as of version 3.50, Csound will attempt to change an incorrect opcode to agree with the *nchnls* statement. Opcodes can be chosen to direct sound to any particular channel: *outs1* sends to stereo channel 1, *outq3* to quad channel 3, etc.

See Also

out , *outh* , *outo* , *outq* , *outq1* , *outq2* , *outq3* , *outq4* , *outs* , *outs2* , *soundout*

Credits

Author: Barry L. Vercoe, Matt Ingalls/Mike Berry MIT, Mills College 1993-1997

19.482. **outs2**

`outs2` – Writes samples to stereo channel 2 of an external device or stream.

Description

Writes samples to stereo channel 2 of an external device or stream.

Syntax

`outs2` asig

Performance

Sends audio samples to an accumulating output buffer (created at the beginning of performance) which serves to collect the output of all active instruments before the sound is written to disk. There can be any number of these output units in an instrument.

The type (mono, stereo, quad, hex, or oct) should agree with *nchnls* . But as of version 3.50, Csound will attempt to change an incorrect opcode to agree with the *nchnls* statement. Opcodes can be chosen to direct sound to any particular channel: *outs1* sends to stereo channel 1, *outq3* to quad channel 3, etc.

See Also

out , *outh* , *outo* , *outq* , *outq1* , *outq2* , *outq3* , *outq4* , *outs* , *outs1* , *soundout*

Credits

Author: Barry L. Vercoe, Matt Ingalls/Mike Berry MIT, Mills College 1993-1997

19.483. *outvalue*

outvalue – Sends a k-rate signal to a user-defined channel.

Description

Sends a k-rate signal to a user-defined channel.

Syntax

outvalue “channel name”, kvalue

Performance

“*channel name*” – An integer or string (in double-quotes) representing channel.

kvalue – The k-rate value that is sent to the channel.

See Also

invalue

Credits

New in version 4.21

19.484. *outx*

outx – Writes 16-channel audio data to an external device or stream.

Description

Writes 16-channel audio data to an external device or stream.

Syntax

outx asig1, asig2, asig3, asig4, asig5, asig6, asig7, asig8, asig9, asig10, asig11, asig12, asig13, asig14, asig15, asig16

Performance

outx outputs 32 channels of audio.

Credits

out32 , *outc* , *outch* , *outx*

Credits

Author: John ffitch University of Bath/Codemist Ltd. Bath, UK May 2000
New in Csound Version 4.07

19.485. outz

outz – Writes multi-channel audio data from a ZAK array to an external device or stream.

Description

Writes multi-channel audio data from a ZAK array to an external device or stream.

Syntax

outz ksig1

Performance

outz outputs from a ZAK array for *nchnls* of audio.

Credits

out32 , *outc* , *outch* , *outx*

Credits

Author: John ffitch University of Bath/Codemist Ltd. Bath, UK May 2000
New in Csound Version 4.07

19.486. p

p – Show the value in a given p-field.

Description

Show the value in a given p-field.

Syntax

$p(x)$

This function works at i-rate and k-rate.

Initialization

x – the number of the p-field.

Performance

The value returned by the p function is the value in a p-field.

Examples

Here is an example of the p opcode. It uses the files *p.orc* and *p.sco*.

Example 1. Example of the p opcode.

```
/* p.orc */
; Initialize the global variables.
sr = 44100
kr = 4410
ksmps = 10
nchnls = 1

; Instrument #1.
instr 1
; Get the value in the fourth p-field, p4.
i1 = p(4)

print i1
endin
/* p.orc */

/* p.sco */
; p4 = value to be printed.
; Play Instrument #1 for one second, p4 = 50.375.
i 1 0 1 50.375
e
/* p.sco */
```

Its output should include lines like:

```
instr 1: i1 = 50.375
```

Credits

Example written by Kevin Conder.

19.487. pan

pan – Distribute an audio signal amongst four channels.

Description

Distribute an audio signal amongst four channels with localization control.

Syntax

a1, a2, a3, a4 **pan** asig, kx, ky, ifn [, imode] [, ioffset]

Initialization

ifn – function table number of a stored pattern describing the amplitude growth in a speaker channel as sound moves towards it from an adjacent speaker. Requires extended guard-point.

imode (optional) – mode of the *kx*, *ky* position values. 0 signifies raw index mode, 1 means the inputs are normalized (0 - 1). The default value is 0.

ioffset (optional) – offset indicator for *kx*, *ky*. 0 infers the origin to be at channel 3 (left rear); 1 requests an axis shift to the quadraphonic center. The default value is 0.

Performance

pan takes an input signal *asig* and distributes it amongst four outputs (essentially quad speakers) according to the controls *kx* and *ky*. For normalized input (mode=1) and no offset, the four output locations are in order: left-front at (0,1), right-front at (1,1), left-rear at the origin (0,0), and right-rear at (1,0). In the notation (*kx*, *ky*), the coordinates *kx* and *ky*, each ranging 0 - 1, thus control the 'rightness' and 'forwardness' of a sound location.

Movement between speakers is by amplitude variation, controlled by the stored function table *ifn*. As *kx* goes from 0 to 1, the strength of the right-hand signals will grow from the left-most table value to the right-most, while that of the left-hand signals will progress from the right-most table value to the left-most. For a simple linear pan, the table might contain the linear function 0 - 1. A more correct pan that maintains constant power would be obtained by storing the first quadrant of a sinusoid. Since pan will scale and truncate *kx* and *ky* in simple table lookup, a medium-large table (say 8193) should be used.

kx, *ky* values are not restricted to 0 - 1. A circular motion passing through all four speakers (inscribed) would have a diameter of root 2, and might be defined by a circle of radius $R = \sqrt{2}/2$ with center at (.5,.5). *kx*, *ky* would then come from $R\cos(\text{angle})$, $R\sin(\text{angle})$, with an implicit origin at (.5,.5) (i.e. *ioffset* = 1). Unscaled raw values operate similarly. Sounds can thus be located anywhere in the polar or Cartesian plane; points lying outside the speaker square are projected correctly onto the square's perimeter as for a listener at the center.

Examples

```
instr
  1
  k1      phasor      ; fraction of circle
  1/p3
  k2      tablei     ; sin of angle (sinusoid in f1)
  k1, 1, 1
  k3      tablei     ; cos of angle (sin offset 1/4 circle)
  k1, 1, 1, .25, 1
  a1      oscili     ; audio signal..
  10000,440, 1
  a1,a2,a3,a4 pan
  a1, k2/2, k3/2, 2, 1, 1 ; sent in a circle (f2=1st quad sin)

  outq
  a1, a2, a3, a4
endin
```


19.488. pareq

pareq – Implementation of Zoelzer's parametric equalizer filters.

Description

Implementation of Zoelzer's parametric equalizer filters, with some modifications by the author.

The formula for the low shelf filter is:

$$\begin{aligned}\omega &= 2\pi f / sr \\ K &= \tan(\omega/2)\end{aligned}$$

$$\begin{aligned}b_0 &= 1 + \sqrt{2V}K + V K^2 \\ b_1 &= 2(V K^2 - 1) \\ b_2 &= 1 - \sqrt{2V}K + V K^2\end{aligned}$$

$$\begin{aligned}a_0 &= 1 + K/Q + K^2 \\ a_1 &= 2(K^2 - 1) \\ a_2 &= 1 - K/Q + K^2\end{aligned}$$

The formula for the high shelf filter is:

$$\begin{aligned}\omega &= 2\pi f / sr \\ K &= \tan((\pi - \omega)/2)\end{aligned}$$

$$\begin{aligned}b_0 &= 1 + \sqrt{2V}K + V K^2 \\ b_1 &= -2(V K^2 - 1) \\ b_2 &= 1 - \sqrt{2V}K + V K^2\end{aligned}$$

$$\begin{aligned}a_0 &= 1 + K/Q + K^2 \\ a_1 &= -2(K^2 - 1) \\ a_2 &= 1 - K/Q + K^2\end{aligned}$$

The formula for the peaking filter is:

$$\begin{aligned}\omega &= 2\pi f / sr \\ K &= \tan(\omega/2)\end{aligned}$$

$$\begin{aligned}b_0 &= 1 + V K/2 + K^2 \\ b_1 &= 2(K^2 - 1) \\ b_2 &= 1 - V K/2 + K^2\end{aligned}$$

$$\begin{aligned}a_0 &= 1 + K/Q + K^2 \\ a_1 &= 2(K^2 - 1) \\ a_2 &= 1 - K/Q + K^2\end{aligned}$$

Syntax

ar **pareq** asig, kc, kv, kq [, imode]

Initialization

imode (optional, default: 0) – operating mode

- 0 = Peaking
- 1 = Low Shelving
- 2 = High Shelving

Performance

kc – center frequency in peaking mode, corner frequency in shelving mode.

kv – amount of boost or cut. A value less than 1 is a cut. A value greater than 1 is a boost. A value of 1 is a flat response.

kq – Q of the filter (sqrt(.5) is no resonance)

asig – the incoming signal

Examples

Here is an example of the *pareq* opcode. It uses the files *pareq.opc* and *pareq.sco*.

Example 1. Example of the *pareq* opcode.

```
/* pareq.opc */
sr = 44100
kr = 4410
ksmps = 10
nchnls = 2

instr 15
  ifc = p4 ; Center / Shelf
  kq = p5 ; Quality factor sqrt(.5) is no resonance
  kv = ampdb(p6) ; Volume Boost/Cut
  imode = p7 ; Mode 0=Peaking EQ, 1=Low Shelf, 2=High Shelf
  kfc linseg ifc*2, p3, ifc/2
  asig rand 5000 ; Random number source for testing
  aout pareq asig, kfc, kv, kq, imode ; Parametric equalization
  outs aout, aout ; Output the results
endin
/* pareq.opc */
```

```
/* pareq.sco */
; SCORE:
; Sta Dur Fcenter Q Boost/Cut(dB) Mode
i15 0 1 10000 .2 12 1
i15 + . 5000 .2 12 1
i15 . . 1000 .707 -12 2
i15 . . 5000 .1 -12 0
e
/* pareq.sco */
```

Credits

Hans Mikelson December 1998

New in Csound version 3.50

19.489. *pcauchy*

pcauchy – Cauchy distribution random number generator (positive values only).

Description

Cauchy distribution random number generator (positive values only). This is an x-class noise generator.

Syntax

ar **pcauchy** kalpha

ir **pcauchy** kalpha

kr **pcauchy** kalpha

Performance

pcauchy kalpha – controls the spread from zero (big kalpha = big spread). Outputs positive numbers only.

For more detailed explanation of these distributions, see:

1. C. Dodge - T.A. Jerse 1985. Computer music. Schirmer books. pp.265 - 286
2. D. Lorrain. A panoply of stochastic cannons. In C. Roads, ed. 1989. Music machine . Cambridge, Massachusetts: MIT press, pp. 351 - 379.

Examples

Here is an example of the *pcauchy* opcode. It uses the files *pcauchy.orc* and *pcauchy.sco* .

Example 1. Example of the *pcauchy* opcode.

```
/* pcauchy.orc */
; Initialize the global variables.
sr = 44100
kr = 4410
ksmps = 10
nchnls = 1

; Instrument #1.
instr 1
; Generate a random number between 0 and 1.
; kalpha = 1

i1 pcauchy 1

print i1
endin
/* pcauchy.orc */
```

```
/* pcauchy.sco */
; Play Instrument #1 for one second.
i 1 0 1
e
/* pcauchy.sco */
```

Its output should include a line like this:

```
instr 1: i1 = 0.012
```

See Also

betarand , *bexprnd* , *cauchy* , *exprand* , *gauss* , *linrand* , *poisson* , *trirand* , *unirand* , *weibull*

Credits

Author: Paris Smaragdis MIT, Cambridge 1995

Example written by Kevin Conder.

19.490. pchbend

`pchbend` – Get the current pitch-bend value for this channel.

Description

Get the current pitch-bend value for this channel.

Syntax

`ibend pchbend [imin] [, imax]`

`kbend pchbend [imin] [, imax]`

Initialization

imin, *imax* (optional) – set minimum and maximum limits on values obtained

Performance

Get the current pitch-bend value for this channel. Note that this access to pitch-bend data is independent of the MIDI pitch, enabling the value here to be used for any arbitrary purpose.

Examples

Here is an example of the `pchbend` opcode. It uses the files `pchbend.orc` and `pchbend.sco`.

Example 1. Example of the `pchbend` opcode.

```
/* pchbend.orc */
; Initialize the global variables.
sr = 44100
kr = 4410
ksmps = 10
nchnls = 1

; Instrument #1.
instr 1
  i1 pchbend

  print i1
endin
/* pchbend.orc */
```

```
/* pchbend.sco */
; Play Instrument #1 for 12 seconds.
i 1 0 12
e
/* pchbend.sco */
```

See Also

aftouch , *amppmidi* , *cpsmidi* , *cpsmidib* , *midictrl* , *notnum* , *octmidi* , *octmidib* , *pchmidi* , *pchmidib* , *veloc*

Credits

Author: Barry L. Vercoe - Mike Berry MIT - Mills May 1997

Example written by Kevin Conder.

19.491. pchmidi

pchmidi – Get the note number of the current MIDI event, expressed in pitch-class units.

Description

Get the note number of the current MIDI event, expressed in pitch-class units.

Syntax

ipch pchmidi

Performance

Get the note number of the current MIDI event, expressed in pitch-class units for local processing.

Examples

Here is an example of the *pchmidi* opcode. It uses the files *pchmidi.orc* and *pchmidi.sco* .

Example 1. Example of the *pchmidi* opcode.

```
/* pchmidi.orc */
; Initialize the global variables.
sr = 44100
kr = 4410
ksmps = 10
nchnls = 1

; Instrument #1.
instr 1
  i1 pchmidi

  print i1
endin
/* pchmidi.orc */

/* pchmidi.sco */
; Play Instrument #1 for 12 seconds.
i 1 0 12
e
/* pchmidi.sco */
```

See Also

aftouch , *amppmidi* , *cpsmidi* , *cpsmidib* , *midictrl* , *notnum* , *octmidi* , *octmidib* , *pchbend* , *pchmidib* , *veloc*

Credits

Author: Barry L. Vercoe - Mike Berry MIT - Mills May 1997

Example written by Kevin Conder.

19.492. pchmidib

`pchmidib` – Get the note number of the current MIDI event and modify it by the current pitch-bend value, express it in pitch-class units.

Description

Get the note number of the current MIDI event and modify it by the current pitch-bend value, express it in pitch-class units.

Syntax

`ipch pchmidib [irange]`

`kpch pchmidib [irange]`

Initialization

irange (optional) – the pitch bend range in semitones

Performance

Get the note number of the current MIDI event, modify it by the current pitch-bend value, and express the result in pitch-class units. Available as an i-time value or as a continuous k-rate value.

Examples

Here is an example of the `pchmidib` `pchmidib`. It uses the files *pchmidib.orc* and *pchmidib.sco*.

Example 1. Example of the `pchmidib` `pchmidib`.

```
/* pchmidib.orc */
; Initialize the global variables.
sr = 44100
kr = 4410
ksmps = 10
nchnls = 1

; Instrument #1.
instr 1
  i1 pchmidib
  print i1
endin
/* pchmidib.orc */

/* pchmidib.sco */
; Play Instrument #1 for 12 seconds.
i 1 0 12
e
/* pchmidib.sco */
```

See Also

aftouch , *ampmidi* , *cpsmidi* , *cpsmidib* , *midictrl* , *notnum* , *octmidi* , *octmidib* , *pchbend* , *pchmidi* , *veloc*

Credits

Author: Barry L. Vercoe - Mike Berry MIT - Mills May 1997

Example written by Kevin Conder.

19.493. *pchoct*

pchoct – Converts an octave-point-decimal value to pitch-class.

Description

Converts an octave-point-decimal value to pitch-class.

Syntax

pchoct (oct) (init- or control-rate args only)

where the argument within the parentheses may be a further expression.

Performance

These are really *value converters* with a special function of manipulating pitch data.

Data concerning pitch and frequency can exist in any of the following forms:

Table 1. Pitch and Frequency Values

Name	Abbreviation
octave point pitch-class (8ve.pc)	<i>pch</i>
octave point decimal	<i>oct</i>
cycles per second	<i>cps</i>

The first two forms consist of a whole number, representing octave registration, followed by a specially interpreted fractional part. For *pch* , the fraction is read as two decimal digits representing the 12 equal-tempered pitch classes from .00 for C to .11 for B. For *oct* , the fraction is interpreted as a true decimal fractional part of an octave. The two fractional forms are thus related by the factor 100/12. In both forms, the fraction is preceded by a whole number octave index such that 8.00 represents Middle C, 9.00 the C above, etc. Thus A440 can be represented alternatively by 440 (*cps*), 8.09 (*pch*), or 8.75 (*oct*). Microtonal divisions of the *pch* semitone can be encoded by using more than two decimal places.

The mnemonics of the pitch conversion units are derived from morphemes of the forms involved, the second morpheme describing the source and the first morpheme the object (result). Thus *cp_spch* (8.09) will convert the pitch argument 8.09 to its *cps* (or Hertz) equivalent, giving the value of 440. Since the argument is constant over the duration of the note, this conversion will take place at i-time, before any samples for the current note are produced.

By contrast, the conversion *cp_soct* (8.75 + *k1*) which gives the value of A440 transposed by the octave interval *k1* . The calculation will be repeated every *k*-period since that is the rate at which *k1* varies.

19. Orchestra Opcodes and Operators

Note

The conversion from *pch* or *oct* into *cps* is not a linear operation but involves an exponential process that could

Examples

Here is an example of the *pchoct* opcode. It uses the files *pchoct.orc* and *pchoct.sco* .

Example 1. Example of the *pchoct* opcode.

```
/* pchoct.orc */
; Initialize the global variables.
sr = 44100
kr = 4410
ksmps = 10
nchnls = 1

; Instrument #1.
instr 1
; Convert an octave-point-decimal value into a
; pitch-class value.
ioct = 8.75
ipch = pchoct(ioct)

print ipch
endin
/* pchoct.orc */
```

```
/* pchoct.sco */
; Play Instrument #1 for one second.
i 1 0 1
e
/* pchoct.sco */
```

Its output should include a line like this:

```
instr 1: ipch = 8.090
```

See Also

cpsoct , *cpspch* , *octcps* , *octpch*

Credits

Example written by Kevin Conder.

19.494. **peak**

peak – Maintains the output equal to the highest absolute value received.

Description

These opcodes maintain the output k-rate variable as the peak absolute level so far received.

Syntax

kr **peak** asig

kr **peak** ksig

Performance

kr – Output equal to the highest absolute value received so far. This is effectively an input to the opcode as well, since it reads *kr* in order to decide whether to write something higher into it.

ksig – k-rate input signal.

asig – a-rate input signal.

Examples

Here is an example of the *peak* opcode. It uses the files *peak.orc* , *peak.sco* , and *beats.wav* .

Example 1. Example of the *peak* opcode.

```
/* peak.orc */
; Initialize the global variables.
sr = 44100
kr = 44100
ksmps = 1
nchnls = 1

; Instrument #1 - play an audio file.
instr 1
; Capture the highest amplitude in the "beats.wav" file.
asig soundin "beats.wav"
kp peak asig

; Print out the peak value once per second.
printk 1, kp

out asig
endin
/* peak.orc */
```

```
/* peak.sco */
; Play Instrument #1, the audio file, for three seconds.
i 1 0 3
e
/* peak.sco */
```

Its output should include lines like this:

```
i 1 time 0.00002: 4835.00000
i 1 time 1.00002: 29312.00000
i 1 time 2.00002: 32767.00000
```

Credits

Author: Robin Whittle Australia May 1997

Example written by Kevin Conder.

19.495. *peakk*

peakk – Deprecated.

Description

Deprecated as of version 3.63. Use the *peak* opcode instead.

19.496. pgmassign

pgmassign – Assigns an instrument number to a specified MIDI program.

Description

Assigns an instrument number to a specified (or all) MIDI program(s).

By default, the instrument is the same as the program number. If the selected instrument is zero or negative or does not exist, the program change is ignored. This opcode is normally used in the orchestra header. Although, like *massign*, it also works in instruments.

Syntax

pgmassign ipgm, inst

pgmassign ipgm, “insname”

Initialization

ipgm – MIDI program number (1 to 128). A value of zero selects all programs.

inst – instrument number. If set to zero, or negative, MIDI program changes to *ipgm* are ignored. Currently, assignment to an instrument that does not exist has the same effect. This may be changed in a later release to print an error message.

“*insname*” – A string (in double-quotes) representing a named instrument.

Examples

Here is an example of the pgmassign opcode. It uses the files *pgmassign.orc* and *pgmassign.sco*.

Example 1. Example of the pgmassign opcode.

```
/* pgmassign.orc */
; Initialize the global variables.
sr = 44100
kr = 4410
ksmps = 10
nchnls = 1

; Program 55 (synth vox) uses Instrument #10.
pgmassign 55, 10

; Instrument #10.
instr 10
; Just an example, no working code in here!
endin
/* pgmassign.orc */
```

```
/* pgmassign.sco */
; Play Instrument #10 for one second.
i 10 0 1
e
/* pgmassign.sco */
```

Here is an example of the pgmassign opcode that will ignore program change events. It uses the files *pgmassign_ignore.orc* and *pgmassign_ignore.sco*.

Example 2. Example of the pgmassign opcode that will ignore program change events.

```
/* pgmassign_ignore.orc */
; Initialize the global variables.
sr = 44100
```

```

kr = 4410
ksmps = 10
nchnls = 1

; Ignore all program change events.
pgmassign 0, -1

; Instrument #1.
instr 1
; Just an example, no working code in here!
endin
/* pgmassign_ignore.orc */

```

```

/* pgmassign_ignore.sco */
; Play Instrument #1 for one second.
i 1 0 1
e
/* pgmassign_ignore.sco */

```

Here is an advanced example of the pgmassign opcode. It uses the files *pgmassign_advanced.mid*, *pgmassign_advanced.orc*, and *pgmassign_advanced.sco*.

Don't forget that you must include the *-F flag* when using an external MIDI file like "pgmassign_advanced.mid".

Example 3. An advanced example of the pgmassign opcode.

```

/* pgmassign_advanced.orc - written by Istvan Varga */
sr = 44100
ksmps = 10
nchnls = 1

massign 1, 1 ; channels 1 to 4 use instr 1 by default
massign 2, 1
massign 3, 1
massign 4, 1

; pgmassign.mid has 4 notes with these parameters:
;
; Start time Channel Program
;
; note 1 0.5 1 10
; note 2 1.5 2 11
; note 3 2.5 3 12
; note 4 3.5 4 13

pgmassign 0, 0 ; disable program changes
pgmassign 11, 3 ; program 11 uses instr 3
pgmassign 12, 2 ; program 12 uses instr 2

; waveforms for instruments
itmp ftgen 1, 0, 1024, 10, 1
itmp ftgen 2, 0, 1024, 10, 1, 0.5, 0.3333, 0.25, 0.2, 0.1667, 0.1429, 0.125
itmp ftgen 3, 0, 1024, 10, 1, 0, 0.3333, 0, 0.2, 0, 0.1429, 0, 0.10101

instr 1 /* sine */

kcps cpsmidib 2 ; note frequency
asnd oscili 30000, kcps, 1
out asnd

endin

instr 2 /* band-limited sawtooth */

kcps cpsmidib 2 ; note frequency
asnd oscili 30000, kcps, 2
out asnd

endin

instr 3 /* band-limited square */

kcps cpsmidib 2 ; note frequency
asnd oscili 30000, kcps, 3
out asnd

endin
/* pgmassign_advanced.orc - written by Istvan Varga */

/* pgmassign_advanced.sco - written by Istvan Varga */

```

```
t 0 120
f 0 8.5 2 -2 0
e
/* pgramassign_advanced.sco - written by Istvan Varga */
```

See Also

midichn

Credits

Author: Istvan Varga May 2002

New in version 4.20

19.497. phaser1

phaser1 – First-order allpass filters arranged in a series.

Description

An implementation of *iord* number of first-order allpass filters in series.

Syntax

ar **phaser1** asig, kfreq, kord, kfeedback [, iskip]

Initialization

iskip (optional, default=0) – used to control initial disposition of internal data space. Since filtering incorporates a feedback loop of previous output, the initial status of the storage space used is significant. A zero value will clear the space; a non-zero value will allow previous information to remain. The default value is 0.

Performance

kfreq – frequency (in Hz) of the filter(s). This is the frequency at which each filter in the series shifts its input by 90 degrees.

kord – the number of allpass stages in series. These are first-order filters and can range from 1 to 4999.

Note

Although *kord* is listed as k-rate, it is in fact accessed only at init-time. So if you are using a k-rate argument,

kfeedback – amount of the output which is fed back into the input of the allpass chain. With larger amounts of feedback, more prominent notches appear in the spectrum of the output. *kfeedback* must be between -1 and +1. for stability.

phaser1 implements *iord* number of first-order allpass sections, serially connected, all sharing the same coefficient. Each allpass section can be represented by the following difference equation:

$$y(n) = C * x(n) + x(n-1) - C * y(n-1)$$

where $x(n)$ is the input, $x(n-1)$ is the previous input, $y(n)$ is the output, $y(n-1)$ is the previous

output, and C is a coefficient which is calculated from the value of $kfreq$, using the bilinear z-transform.

By slowly varying $kfreq$, and mixing the output of the allpass chain with the input, the classic “phase shifter” effect is created, with notches moving up and down in frequency. This works best with $iord$ between 4 and 16. When the input to the allpass chain is mixed with the output, 1 notch is generated for every 2 allpass stages, so that with $iord = 6$, there will be 3 notches in the output. With higher values for $iord$, modulating $kfreq$ will result in a form of nonlinear pitch modulation.

Examples

Here is an example of the phaser1 opcode. It uses the files *phaser1.orc* and *phaser1.sco*.

Example 1. Example of the phaser1 opcode.

```

/* phaser1.orc */
sr = 44100
kr = 4410
ksmps = 10
nchnls = 1

; demonstration of phase shifting abilities of phaser1.
instr 1
; Input mixed with output of phaser1 to generate notches.
; Shows the effects of different iorder values on the sound
idur = p3
iamp = p4 * .05
iorder = p5 ; number of 1st-order stages in phaser1 network.
; Divide iorder by 2 to get the number of notches.
ifreq = p6 ; frequency of modulation of phaser1
ifeed = p7 ; amount of feedback for phaser1

kamp linseg 0, .2, iamp, idur - .2, iamp, .2, 0

iharms = (sr*.4) / 100

asig gbuzz 1, 100, iharms, 1, .95, 2 ; "Sawtooth" waveform modulation oscillator for
phaser1 ugen.
kfreq oscili 5500, ifreq, 1
kmod = kfreq + 5600

aphs phaser1 asig, kmod, iorder, ifeed

out (asig + apha) * iamp
endin
/* phaser1.orc */

/* phaser1.sco */
; inverted half-sine, used for modulating phaser1 frequency
f1 0 16384 9 .5 -1 0
; cosine wave for gbuzz
f2 0 8192 9 1 1 .25

; phaser1
i1 0 5 7000 4 .2 .9
i1 6 5 7000 6 .2 .9
i1 12 5 7000 8 .2 .9
i1 18 5 7000 16 .2 .9
i1 24 5 7000 32 .2 .9
i1 30 5 7000 64 .2 .9
e
/* phaser1.sco */

```

Technical History

A general description of the differences between flanging and phasing can be found in Hartmann [1]. An early implementation of first-order allpass filters connected in series can be found in Beigel [2], where the bilinear z-transform is used for determining the phase shift frequency of each stage. Cronin [3] presents a similar implementation for a four-stage phase shifting network. Chamberlin [4] and Smith [5] both discuss using second-order allpass sections for greater control over notch depth, width, and frequency.

References

1. Hartmann, W.M. "Flanging and Phasers." *Journal of the Audio Engineering Society*, Vol. 26, No. 6, pp. 439-443, June 1978.
2. Beigel, Michael I. "A Digital 'Phase Shifter' for Musical Applications, Using the Bell Labs (Alles-Fischer) Digital Filter Module." *Journal of the Audio Engineering Society*, Vol. 27, No. 9, pp. 673-676, September 1979.
3. Cronin, Dennis. "Examining Audio DSP Algorithms." *Dr. Dobb's Journal*, July 1994, p. 78-83.
4. Chamberlin, Hal. *Musical Applications of Microprocessors*. Second edition. Indianapolis, Indiana: Hayden Books, 1985.
5. Smith, Julius O. "An Allpass Approach to Digital Phasing and Flanging." *Proceedings of the 1984 ICMC*, p. 103-108.

See Also

phaser2

Credits

Author: Sean Costello Seattle, Washington 1999

November 2002. Added a note about the *kord* parameter, thanks to Rasmus Ekman.

New in Csound version 4.0

19.498. phaser2

phaser2 – Second-order allpass filters arranged in a series.

Description

An implementation of *iord* number of second-order allpass filters in series.

Syntax

ar **phaser2** asig, kfreq, kq, kord, kmode, ksep, kfeedback

Initialization

iskip (optional, default=0) – used to control initial disposition of internal data space. Since filtering incorporates a feedback loop of previous output, the initial status of the storage space used is significant. A zero value will clear the space; a non-zero value will allow previous information to remain. The default value is 0.

Performance

kfreq – frequency (in Hz) of the filter(s). This is the center frequency of the notch of the first allpass filter in the series. This frequency is used as the base frequency from which the frequencies of the other notches are derived.

kq – Q of each notch. Higher Q values result in narrow notches. A Q between 0.5 and 1 results in the strongest “phasing” effect, but higher Q values can be used for special effects.

kord – the number of allpass stages in series. These are second-order filters, and *iord* can range from 1 to 2499. With higher orders, the computation time increases.

kfeedback – amount of the output which is fed back into the input of the allpass chain. With larger amounts of feedback, more prominent notches appear in the spectrum of the output. *kfeedback* must be between -1 and +1. for stability.

kmode – used in calculation of notch frequencies.

Note

Although *kord* and *kmode* are listed as k-rate, they are in fact accessed only at init-time. So if you are u

ksep – scaling factor used, in conjunction with *imode* , to determine the frequencies of the additional notches in the output spectrum.

phaser2 implements *iord* number of second-order allpass sections, connected in series. The use of second-order allpass sections allows for the precise placement of the frequency, width, and depth of notches in the frequency spectrum. *iord* is used to directly determine the number of notches in the spectrum; e.g. for *iord* = 6, there will be 6 notches in the output spectrum.

There are two possible modes for determining the notch frequencies. When *imode* = 1, the notch frequencies are determined the following function:

frequency of notch N = kbf + (ksep * kbf * N-1)

For example, with *imode* = 1 and *ksep* = 1, the notches will be in harmonic relationship with the notch frequency determined by *kfreq* (i.e. if there are 8 notches, with the first at 100 Hz, the next notches will be at 200, 300, 400, 500, 600, 700, and 800 Hz). This is useful for generating a “comb filtering” effect, with the number of notches determined by *iord* . Different values of *ksep* allow for inharmonic notch frequencies and other special effects. *ksep* can be swept to create an expansion or contraction of the notch frequencies. A useful visual analogy for the effect of sweeping *ksep* would be the bellows of an accordion as it is being played - the notches will be separated, then compressed together, as *ksep* changes.

When *imode* = 2, the subsequent notches are powers of the input parameter *ksep* times the initial notch frequency specified by *kfreq* . This can be used to set the notch frequencies to octaves and other musical intervals. For example, the following lines will generate 8 notches in the output spectrum, with the notches spaced at octaves of *kfreq* :

```
aphs  phaser2    ain, kfreq, 0.5, 8, 2, 2, 0
aout  =          ain + aphas
```

When *imode* = 2, the value of *ksep* must be greater than 0. *ksep* can be swept to create a compression and expansion of notch frequencies (with more dramatic effects than when *imode* = 1).

Examples

Here is an example of the phaser2 opcode. It uses the files *phaser2.orc* and *phaser2.sco* .

Example 1. Example of the phaser2 opcode.

19. Orchestra Opcodes and Operators

```
/* phaser2.orc */
sr = 44100
kr = 4410
ksmps = 10
nchnls = 1

instr 2                ; demonstration of phase shifting abilities of phaser2.
; Input mixed with output of phaser2 to generate notches.
; Demonstrates the interaction of imode and ksep.
idur = p3
iamp = p4 * .04
iorder = p5            ; number of 2nd-order stages in phaser2 network
ifreq = p6            ; not used
ifeed = p7            ; amount of feedback for phaser2
imode = p8            ; mode for frequency scaling
isep = p9            ; used with imode to determine notch frequencies
kamp linseg 0, .2, iamp, idur - .2, iamp, .2, 0
iharms = (sr*.4) / 100

; "Sawtooth" waveform exponentially decaying function, to control notch frequencies
asig  gbuzz 1, 100, iharms, 1, .95, 2
kline expseg 1, idur, .005
aphs  phaser2 asig, kline * 2000, .5, iorder, imode, isep, ifeed

out (asig + apha) * iamp
endin
/* phaser2.orc */
```

```
/* phaser2.sco */
; cosine wave for gbuzz
f2 0 8192 9 1 1 .25

; phaser2, imode=1
i2 00 10 7000 8 .2 .9 1 .33
i2 11 10 7000 8 .2 .9 1 2

; phaser2, imode=2
i2 22 10 7000 8 .2 .9 2 .33
i2 33 10 7000 8 .2 .9 2 2
e
/* phaser2.sco */
```

Technical History

A general description of the differences between flanging and phasing can be found in Hartmann [1]. An early implementation of first-order allpass filters connected in series can be found in Beigel [2], where the bilinear z-transform is used for determining the phase shift frequency of each stage. Cronin [3] presents a similar implementation for a four-stage phase shifting network. Chamberlin [4] and Smith [5] both discuss using second-order allpass sections for greater control over notch depth, width, and frequency.

References

1. Hartmann, W.M. "Flanging and Phasers." *Journal of the Audio Engineering Society*, Vol. 26, No. 6, pp. 439-443, June 1978.
2. Beigel, Michael I. "A Digital 'Phase Shifter' for Musical Applications, Using the Bell Labs (Alles-Fischer) Digital Filter Module." *Journal of the Audio Engineering Society*, Vol. 27, No. 9, pp. 673-676, September 1979.
3. Cronin, Dennis. "Examining Audio DSP Algorithms." *Dr. Dobb's Journal*, July 1994, p. 78-83.
4. Chamberlin, Hal. *Musical Applications of Microprocessors*. Second edition. Indianapolis, Indiana: Hayden Books, 1985.
5. Smith, Julius O. "An Allpass Approach to Digital Phasing and Flanging." *Proceedings of the 1984 ICMC*, p. 103-108.

See Also

phasor1

Credits

Author: Sean Costello Seattle, Washington 1999

November 2002. Added a note about the *kord* and *kmode* parameters, thanks to Rasmus Ekman.

New in Csound version 4.0

19.499. *phasor*

phasor – Produce a normalized moving phase value.

Description

Produce a normalized moving phase value.

Syntax

ar **phasor** xcps [, iphs]

kr **phasor** kcps [, iphs]

Initialization

iphs (optional) – initial phase, expressed as a fraction of a cycle (0 to 1). A negative value will cause phase initialization to be skipped. The default value is zero.

Performance

An internal phase is successively accumulated in accordance with the *kcps* or *xcps* frequency to produce a moving phase value, normalized to lie in the range $0 \leq \text{phs} < 1$.

When used as the index to a *table* unit, this phase (multiplied by the desired function table length) will cause it to behave like an oscillator.

Note that *phasor* is a special kind of integrator, accumulating phase increments that represent frequency settings.

Examples

Here is an example of the *phasor* opcode. It uses the files *phasor.orc* and *phasor.sco*.

Example 1. Example of the *phasor* opcode.

```

/* phasor.orc */
; Initialize the global variables.
sr = 44100
kr = 4410
ksmps = 10
nchnls = 1

; Instrument #1.

```

19. Orchestra Opcodes and Operators

```
instr 1
; Create an index that repeats once per second.
kcps init 1
kndx phasor kcps

; Read Table #1 with our index.
ifn = 1
ixmode = 1
kfreq table kndx, ifn, ixmode

; Generate a sine waveform, use our table values
; to vary its frequency.
a1 oscil 20000, kfreq, 2
out a1
endin
/* phasor.orc */
```

```
/* phasor.sco */
; Table #1, a line from 200 to 2,000.
f 1 0 1025 -7 200 1024 2000
; Table #2, a sine wave.
f 2 0 16384 10 1

; Play Instrument #1 for 2 seconds.
i 1 0 2
e
/* phasor.sco */
```

Credits

Example written by Kevin Conder.

19.500. phasorbnk

phasorbnk – Produce an arbitrary number of normalized moving phase values.

Description

Produce an arbitrary number of normalized moving phase values, accessible by an index.

Syntax

ar **phasorbnk** xcps, kndx, icnt [, iphs]

kr **phasorbnk** kcps, kndx, icnt [, iphs]

Initialization

icnt – maximum number of phasors to be used.

iphs – initial phase, expressed as a fraction of a cycle (0 to 1). If -1 initialization is skipped. If *iphs* >1 each phasor will be initialized with a random value.

Performance

kndx – index value to access individual phasors

For each independent phasor, an internal phase is successively accumulated in accordance with the *kcps* or *xcps* frequency to produce a moving phase value, normalized to lie in the range $0 \leq \text{phs} < 1$. Each individual phasor is accessed by index *kndx*.

This phasor bank can be used inside a k-rate loop to generate multiple independent voices, or together with the *adsynt* opcode to change parameters in the tables used by *adsynt* .

Examples

Here is an example of the phasorbnk opcode. It uses the files *phasorbnk.orc* and *phasorbnk.sco* .

Example 1. Example of the phasorbnk opcode.

```
/* phasorbnk.orc */
; Initialize the global variables.
sr = 44100
kr = 4410
ksmps = 10
nchnls = 1

; Generate a sinewave table.
giwave ftgen 1, 0, 1024, 10, 1

; Instrument #1
instr 1
; Generate 10 voices.
icnt = 10
; Empty the output buffer.
asum = 0
; Reset the loop index.
kindex = 0

; This loop is executed every k-cycle.
loop:
; Generate non-harmonic partials.
kcps = (kindex+1)*100+30
; Get the phase for each voice.
aphas phasorbnk kcps, kindex, icnt
; Read the wave from the table.
asig table aphas, giwave, 1
; Accumulate the audio output.
asum = asum + asig

; Increment the index.
kindex = kindex + 1

; Perform the loop until the index (kindex) reaches
; the counter value (icnt).
if (kindex < icnt) kgoto loop

out asum*3000
endin
/* phasorbnk.orc */

/* phasorbnk.sco */
; Play Instrument #1 for two seconds.
i 1 0 2
e
/* phasorbnk.sco */
```

Generate multiple voices with independent partials. This example is better with *adsynt* . See also the example under *adsynt* , for k-rate use of *phasorbnk* .

Credits

Author: Peter Neubäcker Munich, Germany August 1999

New in Csound version 3.58

19.501. pinkish

pinkish – Generates approximate pink noise.

Description

Generates approximate pink noise (-3dB/oct response) by one of two different methods:

- a multirate noise generator after Moore, coded by Martin Gardner
- a filter bank designed by Paul Kellet

Syntax

ar **pinkish** xin [, imethod] [, inumbands] [, iseed] [, iskip]

Initialization

imethod (optional, default=0) – selects filter method:

- 0 = Gardner method (default).
- 1 = Kellet filter bank.
- 2 = A somewhat faster filter bank by Kellet, with less accurate response.

inumbands (optional) – only effective with Gardner method. The number of noise bands to generate. Maximum is 32, minimum is 4. Higher levels give smoother spectrum, but above 20 bands there will be almost DC-like slow fluctuations. Default value is 20.

iseed (optional, default=0) – only effective with Gardner method. If non-zero, seeds the random generator. If zero, the generator will be seeded from current time. Default is 0.

iskip (optional, default=0) – if non-zero, skip (re)initialization of internal state (useful for tied notes). Default is 0.

Performance

xin – for Gardner method: k- or a-rate amplitude. For Kellet filters: normally a-rate uniform random noise from rand (31-bit) or unrand, but can be any a-rate signal. The output peak value varies widely ($\pm 15\%$) even over long runs, and will usually be well below the input amplitude. Peak values may also occasionally overshoot input amplitude or noise.

pinkish attempts to generate pink noise (i.e., noise with equal energy in each octave), by one of two different methods.

The first method, by Moore & Gardner, adds several (up to 32) signals of white noise, generated at octave rates (sr, sr/2, sr/4 etc). It obtains pseudo-random values from an internal 32-bit generator. This random generator is local to each opcode instance and seedable (similar to *rand*).

The second method is a lowpass filter with a response approximating -3dB/oct. If the input is uniform white noise, it outputs pink noise. Any signal may be used as input for this method. The high quality filter is slower, but has less ripple and a slightly wider operating frequency range than less computationally intense versions. With the Kellet filters, seeding is not used.

The Gardner method output has some frequency response anomalies in the low-mid and high-mid frequency ranges. More low-frequency energy can be generated by increasing the number of bands. It is also a bit faster. The refined Kellet filter has very smooth spectrum, but a more limited effective range. The level increases slightly at the high end of the spectrum.

Examples

Here is an example of the pinkish opcode. It uses the files *pinkish.orc* and *pinkish.sco* .

Example 1. Example of the pinkish opcode.

```
/* pinkish.orc */
; Initialize the global variables.
sr = 44100
kr = 4410
ksmps = 10
nchnls = 1

; Instrument #1.
instr 1
  awhite unirand 2.0

  ; Normalize to +/-1.0
  awhite = awhite - 1.0

  apink pinkish awhite, 1, 0, 0, 1

  out apink * 30000
endin
/* pinkish.orc */
```

```
/* pinkish.sco */
; Play Instrument #1 for one second.
i 1 0 1
e
/* pinkish.sco */
```

Kellett-filtered noise for a tied note (*iskip* is non-zero).

Credits

Authors: Phil Burk and John fitch University of Bath/Codemist Ltd. Bath, UK May 2000

New in Csound Version 4.07

Adapted for Csound by Rasmus Ekman

The noise bands method is due to F. R. Moore (or R. F. Voss), and was presented by Martin Gardner in an oft-cited article in Scientific American. The present version was coded by Phil Burk as the result of discussion on the music-dsp mailing list, with significant optimizations suggested by James McCartney.

The filter bank was designed by Paul Kellet, posted to the music-dsp mailing list.

The whole pink noise discussion was collected on a HTML page by Robin Whittle, which is currently available at <http://www.firstpr.com.au/dsp/pink-noise/> .

Added notes by Rasmus Ekman on September 2002.

19.502. pitch

pitch – Tracks the pitch of a signal.

Description

Using the same techniques as *spectrum* and *specptrk* , pitch tracks the pitch of the signal in octave point decimal form, and amplitude in dB.

Syntax

`koct`, `kamp` **pitch** `asig`, `iupdte`, `ilo`, `ihi`, `idbthresh` [, `ifrqs`] [, `iconf`] [, `istrt`] [, `iocts`] [, `iq`] [, `inptls`] [, `iroloff`] [, `iskip`]

Initialization

`iupdte` – length of period, in seconds, that outputs are updated

`ilo` , `ihi` – range in which pitch is detected, expressed in octave point decimal

`idbthresh` – amplitude, expressed in decibels, necessary for the pitch to be detected. Once started it continues until it is 6 dB down.

`ifrqs` (optional) – number of divisions of an octave. Default is 12 and is limited to 120.

`iconf` (optional) – the number of conformations needed for an octave jump. Default is 10.

`istrt` (optional) – starting pitch for tracker. Default value is $(ilo + ihi) / 2$.

`iocts` (optional) – number of octave decimations in spectrum. Default is 6.

`iq` (optional) – Q of analysis filters. Default is 10.

`inptls` (optional) – number of harmonics, used in matching. Computation time increases with the number of harmonics. Default is 4.

`iroloff` (optional) – amplitude rolloff for the set of filters expressed as fraction per octave. Values must be positive. Default is 0.6.

`iskip` (optional) – if non-zero, skips initialization. Default is 0.

Performance

`koct` – The pitch output, given in the octave point decimal format.

`kamp` – The amplitude output.

`pitch` analyzes the input signal, `asig` , to give a pitch/amplitude pair of outputs, for the strongest frequency in the signal. The value is updated every `iupdte` seconds.

The number of partials and rolloff fraction can effect the pitch tracking, so some experimentation may be necessary. Suggested values are 4 or 5 harmonics, with rolloff 0.6, up to 10 or 12 harmonics with rolloff 0.75 for complex timbres, with a weak fundamental.

Examples

Here is an example of the pitch opcode. It uses the files `pitch.orc` , `pitch.sco` and `mary.wav` .

Example 1. Example of the pitch opcode.

```
/* pitch.orc */
; Initialize the global variables.
sr = 44100
kr = 44100
ksmps = 1
nchnls = 1

; Instrument #1 - play an audio file without effects.
instr 1
  asig soundin "mary.wav"
  out asig
endin

; Instrument #2 - track the pitch of an audio file.
instr 2
  iupdte = 0.01
```

```

ilo = 7
ihi = 9
idbthresh = 10
ifrqs = 12
iconf = 10
istrt = 8

asig soundin "mary.wav"

; Follow the audio file, get its pitch and amplitude.
kocf, kamp pitch asig, iupdt, ilo, ihi, idbthresh, ifrqs, iconf, istrt

; Re-synthesize the audio file with a different sounding waveform.
kamp2 = kamp * 10
kcps = cpsoct(kocf)
a1 oscil kamp2, kcps, 1

out a1
endin
/* pitch.orc */

/* pitch.sco */
; Table #1: A different sounding waveform.
f 1 0 32768 11 7 3 .7

; Play Instrument #1, the audio file, for three seconds.
i 1 0 3
; Play Instrument #2, the "re-synthesized" waveform, for three seconds.
i 2 3 3
e
/* pitch.sco */

```

Credits

Author: John fitch University of Bath, Codemist Ltd. Bath, UK April 1999

Example written by Kevin Conder.

New in Csound version 3.54

19.503. *pitchamdf*

pitchamdf – Follows the pitch of a signal based on the AMDF method.

Description

Follows the pitch of a signal based on the AMDF method (Average Magnitude Difference Function). Outputs pitch and amplitude tracking signals. The method is quite fast and should run in realtime. This technique usually works best for monophonic signals.

Syntax

kcps, *krms* ***pitchamdf*** *asig*, *imincps*, *imaxcps* [, *icps*] [, *imedi*] [, *idowns*] [, *iexcps*] [, *irmsmedi*]

Initialization

imincps – estimated minimum frequency (expressed in Hz) present in the signal

imaxcps – estimated maximum frequency present in the signal

icps (optional, default=0) – estimated initial frequency of the signal. If 0, $icps = (imincps + imaxcps) / 2$. The default is 0.

19. Orchestra Opcodes and Operators

imedi (optional, default=1) – size of median filter applied to the output *kcps* . The size of the filter will be *imedi* *2+1. If 0, no median filtering will be applied. The default is 1.

idowns (optional, default=1) – downsampling factor for *asig* . Must be an integer. A factor of *idowns* > 1 results in faster performance, but may result in worse pitch detection. Useful range is 1 - 4. The default is 1.

iexcps (optional, default=0) – how frequently pitch analysis is executed, expressed in Hz. If 0, *iexcps* is set to *imincps* . This is usually reasonable, but experimentation with other values may lead to better results. Default is 0.

irmsmedi (optional, default=0) – size of median filter applied to the output *krms* . The size of the filter will be *irmsmedi* *2+1. If 0, no median filtering will be applied. The default is 0.

Performance

kcps – pitch tracking output

krms – amplitude tracking output

pitchamdf usually works best for monophonic signals, and is quite reliable if appropriate initial values are chosen. Setting *imincps* and *imaxcps* as narrow as possible to the range of the signal's pitch, results in better detection and performance.

Because this process can only detect pitch after an initial delay, setting *icps* close to the signal's real initial pitch prevents spurious data at the beginning.

The median filter prevents *kcps* from jumping. Experiment to determine the optimum value for *imedi* for a given signal.

Other initial values can usually be left at the default settings. Lowpass filtering of *asig* before passing it to *pitchamdf* , can improve performance, especially with complex waveforms.

Examples

Here is an example of the *pitchamdf* opcode. It uses the files *pitchamdf.orc* , *pitchamdf.sco* and *mary.wav* .

Example 1. Example of the *pitchamdf* opcode.

```
/* pitchamdf.orc */
; Initialize the global variables.
sr = 44100
kr = 4410
ksmps = 10
nchnls = 1

; synth waveform
giwave ftgen 2, 0, 1024, 10, 1, 1, 1, 1

; Instrument #1 - play an audio file with no effects.
instr 1
; get input signal with original freq.
asig soundin "mary.wav"

out asig
endin

; Instrument #2 - play the synth waveform using the
; same pitch and amplitude as the audio file.
instr 2
; get input signal with original freq.
asig soundin "mary.wav"

; lowpass-filter
asig tone asig, 1000
; extract pitch and envelope
kcps, krms pitchamdf asig, 150, 500, 200
; "re-synthesize" with the synth waveform, giwave.
```



```

    asig1 oscil krms, kcps, giwave
    out asig1
endin
/* pitchamdf.orc */

/* pitchamdf.sco */
; Play Instrument #1, the audio file, for three seconds.
i 1 0 3
; Play Instrument #2, the "re-synthesized" waveform, for three seconds.
i 2 3 3
e
/* pitchamdf.sco */

```

Credits

Author: Peter Neubäcker Munich, Germany August 1999
 New in Csound version 3.59

19.504. planet

planet – Simulates a planet orbiting in a binary star system.

Description

planet simulates a planet orbiting in a binary star system. The outputs are the x, y and z coordinates of the orbiting planet. It is possible for the planet to achieve escape velocity by a close encounter with a star. This makes this system somewhat unstable.

Syntax

ax, ay, az **planet** kmass1, kmass2, ksep, ix, iy, iz, ivx, ivy, ivz, idelta [, ifriction]

Initialization

ix, *iy*, *iz* – the initial x, y and z coordinates of the planet

ivx, *ivy*, *ivz* – the initial velocity vector components for the planet.

idelta – the step size used to approximate the differential equation.

ifriction (optional, default=0) – a value for friction, which can be used to keep the system from blowing up

Performance

ax, *ay*, *az* – the output x, y, and z coordinates of the planet

kmass1 – the mass of the first star

kmass2 – the mass of the second star

Examples

Here is an example of the planet opcode. It uses the files *planet.orc* and *planet.sco*.

Example 1. Example of the planet opcode.

```
/* planet.orc */
; Initialize the global variables.
sr = 44100
kr = 44100
ksmps = 1
nchnls = 2

; Instrument #1 - a planet orbiting in 3D space.
instr 1
; Create a basic tone.
kamp init 5000
kcps init 440
ifn = 1
asnd oscil kamp, kcps, ifn

; Figure out its X, Y, Z coordinates.
km1 init 0.5
km2 init 0.35
ksep init 2.2
ix = 0
iy = 0.1
iz = 0
ivx = 0.5
ivy = 0
ivz = 0
ih = 0.0003
ifric = -0.1
ax1, ay1, az1 planet km1, km2, ksep, ix, iy, iz, \
                    ivx, ivy, ivz, ih, ifric

; Place the basic tone within 3D space.
kx downsamp ax1
ky downsamp ay1
kz downsamp az1
idist = 1
ift = 0
imode = 1
imdel = 1.018853416
iovr = 2
aw2, ax2, ay2, az2 spat3d asnd, kx, ky, kz, idist, \
                    ift, imode, imdel, iovr

; Convert the 3D sound to stereo.
aleft = aw2 + ay2
aright = aw2 - ay2

outs aleft, aright
endin
/* planet.orc */
```

```
/* planet.sco */
; Table #1 a sine wave.
f 1 0 16384 10 1

; Play Instrument #1 for 10 seconds.
i 1 0 10
e
/* planet.sco */
```

Credits

Author: Hans Mikelson December 1998

New in Csound version 3.50

19.505. pluck

pluck – Produces a naturally decaying plucked string or drum sound.

Description

Audio output is a naturally decaying plucked string or drum sound based on the Karplus-Strong algorithms.

Syntax

ar **pluck** kamp, kcps, icps, ifn, imeth [, iparm1] [, iparm2]

Initialization

icps – intended pitch value in Hz, used to set up a buffer of 1 cycle of audio samples which will be smoothed over time by a chosen decay method. *icps* normally anticipates the value of *kcps*, but may be set artificially high or low to influence the size of the sample buffer.

ifn – table number of a stored function used to initialize the cyclic decay buffer. If *ifn* = 0, a random sequence will be used instead.

imeth – method of natural decay. There are six, some of which use parameter values that follow.

1. simple averaging. A simple smoothing process, uninfluenced by parameter values.
2. stretched averaging. As above, with smoothing time stretched by a factor of *iparm1* (=1).
3. simple drum. The range from pitch to noise is controlled by a 'roughness factor' in *iparm1* (0 to 1). Zero gives the plucked string effect, while 1 reverses the polarity of every sample (octave down, odd harmonics). The setting .5 gives an optimum snare drum.
4. stretched drum. Combines both roughness and stretch factors. *iparm1* is roughness (0 to 1), and *iparm2* the stretch factor (=1).
5. weighted averaging. As method 1, with *iparm1* weighting the current sample (the status quo) and *iparm2* weighting the previous adjacent one. $iparm1 + iparm2$ must be ≤ 1 .
6. 1st order recursive filter, with coeffs .5. Unaffected by parameter values.

iparm1, *iparm2* (optional) – parameter values for use by the smoothing algorithms (above). The default values are both 0.

Performance

kamp – the output amplitude.

kcps – the resampling frequency in cycles-per-second.

An internal audio buffer, filled at i-time according to *ifn*, is continually resampled with periodicity *kcps* and the resulting output is multiplied by *kamp*. Parallel with the sampling, the buffer is smoothed to simulate the effect of natural decay.

Plucked strings (1,2,5,6) are best realized by starting with a random noise source, which is rich in initial harmonics. Drum sounds (methods 3,4) work best with a flat source (wide pulse), which produces a deep noise attack and sharp decay.

The original Karplus-Strong algorithm used a fixed number of samples per cycle, which caused serious quantization of the pitches available and their intonation. This implementation resamples a buffer at the exact pitch given by *kcps*, which can be varied for vibrato and glissando effects. For low values of the orch sampling rate (e.g. $sr = 10000$), high frequencies will store only very few samples ($sr / icps$). Since this may cause noticeable noise in the resampling process, the internal

19. Orchestra Opcodes and Operators

buffer has a minimum size of 64 samples. This can be further enlarged by setting *icps* to some artificially lower pitch.

Examples

Here is an example of the pluck opcode. It uses the files *pluck.orc* and *pluck.sco*.

Example 1. Example of the pluck opcode.

```
/* pluck.orc */
; Initialize the global variables.
sr = 44100
kr = 4410
ksmps = 10
nchnls = 1

; Instrument #1.
instr 1
  kamp = 20000
  kcps = 440
  icps = 440
  ifn = 0
  imeth = 1

  a1 pluck kamp, kcps, icps, ifn, imeth
  out a1
endin
/* pluck.orc */
```

```
/* pluck.sco */
; Play Instrument #1 for two seconds.
i 1 0 2
e
/* pluck.sco */
```

Credits

Example written by Kevin Conder.

19.506. poisson

poisson – Poisson distribution random number generator (positive values only).

Description

Poisson distribution random number generator (positive values only). This is an x-class noise generator.

Syntax

ar **poisson** klambda

ir **poisson** klambda

kr **poisson** klambda

Performance

klambda – the mean of the distribution. Outputs only positive numbers.

For more detailed explanation of these distributions, see:

1. C. Dodge - T.A. Jerse 1985. Computer music. Schirmer books. pp.265 - 286
2. D. Lorrain. A panoply of stochastic cannons. In C. Roads, ed. 1989. Music machine . Cambridge, Massachusetts: MIT press, pp. 351 - 379.

Examples

Here is an example of the *poisson* opcode. It uses the files *poisson.orc* and *poisson.sco* .

Example 1. Example of the *poisson* opcode.

```
/* poisson.orc */
; Initialize the global variables.
sr = 44100
kr = 4410
ksmps = 10
nchnls = 1

; Instrument #1.
instr 1
; Generates a random number in a poisson distribution.
; klambda = 1

i1 poisson 1

print i1
endin
/* poisson.orc */
```

```
/* poisson.sco */
; Play Instrument #1 for one second.
i 1 0 1
e
/* poisson.sco */
```

Its output should include a line like this:

```
instr 1: i1 = 1.000
```

See Also

betarand , *bexprnd* , *cauchy* , *exprand* , *gauss* , *linrand* , *pcauchy* , *trirand* , *unirand* , *weibull*

Credits

Author: Paris Smaragdis MIT, Cambridge 1995

Example written by Kevin Conder.

19.507. *polyaft*

polyaft – Returns the polyphonic after-touch pressure of the selected note number.

Description

polyaft returns the polyphonic pressure of the selected note number, optionally mapped to an user-specified range.

Syntax

ir **polyaft** inote [, ilow] [, ihigh]

kr **polyaft** inote [, ilow] [, ihigh]

Initialization

inote – note number. Normally set to the value returned by *notnum*

ilow (optional, default: 0) – lowest output value

ihigh (optional, default: 127) – highest output value

Performance

kr – polyphonic pressure (aftertouch).

Examples

Here is an example of the *polyaft* opcode. It uses the files *polyaft.mid* , *polyaft.orc* and *polyaft.sco*

Don't forget that you must include the *-F flag* when using an external MIDI file like “polyaft.mid”.

Example 1. Example of the *polyaft* opcode.

```
/* polyaft.orc - written by Istvan Varga */
sr = 44100
ksmps = 10
nchnls = 1

  massign 1, 1
itmp ftgen 1, 0, 1024, 10, 1 ; sine wave

  instr 1

kcps cpsmidib 2 ; note frequency
inote notnum ; note number
kaft polyaft inote, 0, 127 ; aftertouch
; interpolate aftertouch to eliminate clicks
ktmp phasor 40
ktmp trigger 1 - ktmp, 0.5, 0
kaft tlineto kaft, 0.025, ktmp
; map to sine curve for crossfade
kaft = sin(kaft * 3.14159 / 254) * 22000

asnd oscili kaft, kcps, 1

  out asnd

  endin
/* polyaft.orc - written by Istvan Varga */
```

```
/* polyaft.sco - written by Istvan Varga */
t 0 120
f 0 9 2 -2 0
e
/* polyaft.sco - written by Istvan Varga */
```

Credits

Added thanks to an email from Istvan Varga

New in version 4.12

19.508. port

port – Applies portamento to a step-valued control signal.

Description

Applies portamento to a step-valued control signal.

Syntax

kr **port** ksig, ihtim [, isig]

Initialization

*ih*tim – half-time of the function, in seconds.

*is*ig (optional, default=0) – initial (i.e. previous) value for internal feedback. The default value is 0.

Performance

kr – the output signal at control-rate.

*ks*ig – the input signal at control-rate.

port applies portamento to a step-valued control signal. At each new step value, *ksig* is low-pass filtered to move towards that value at a rate determined by *ih*tim . *ih*tim is the “half-time” of the function (in seconds), during which the curve will traverse half the distance towards the new value, then half as much again, etc., theoretically never reaching its asymptote. With *portk* , the half-time can be varied at the control rate.

See Also

areson , *aresonk* , *atone* , *atonek* , *portk* , *reson* , *resonk* , *tone* , *tonek*

19.509. portk

portk – Applies portamento to a step-valued control signal.

Description

Applies portamento to a step-valued control signal.

Syntax

kr **portk** ksig, khtim [, isig]

Initialization

isig (optional, default=0) – initial (i.e. previous) value for internal feedback. The default value is 0.

Performance

kr – the output signal at control-rate.

ksig – the input signal at control-rate.

khtim – half-time of the function in seconds.

portk is like *port* except the half-time can be varied at the control rate.

See Also

areson , *aresonk* , *atone* , *atonek* , *port* , *reson* , *resonk* , *tone* , *tonek*

19.510. poscil

poscil – High precision oscillator.

Description

High precision oscillator.

Syntax

ar **poscil** aamp, acps, ifn [, iphs]

ar **poscil** aamp, kcps, ifn [, iphs]

ar **poscil** kamp, acps, ifn [, iphs]

ar **poscil** kamp, kcps, ifn [, iphs]

ir **poscil** kamp, kcps, ifn [, iphs]

kr **poscil** kamp, kcps, ifn [, iphs]

Initialization

ifn – function table number

iphs (optional, default=0) – initial phase (in samples)

Performance

ar – output signal

kamp , *aamp* – the amplitude of the output signal.

kcps , *acps* – the frequency of the output signal in cycles per second.

poscil (precise oscillator) is the same as *oscili*, but allows much more precise frequency control, especially when using long tables and low frequency values. It uses floating-point table indexing, instead of integer math, like *oscil* and *oscili*. It is only a bit slower than *oscili*.

Since Csound 4.22, *poscil* can accept also negative frequency values and use a-rate values both for amplitude and frequency. So both AM and FM are allowed using this opcode.

Examples

Here is an example of the *poscil* opcode. It uses the files *poscil.orc* and *poscil.sco*.

Example 1. Example of the *poscil* opcode.

```
/* poscil.orc */
; Initialize the global variables.
sr = 44100
kr = 4410
ksmps = 10
nchnls = 1

; Instrument #1 - a basic oscillator.
instr 1
  kamp = 10000
  kcps = 440
  ifn = 1

  a1 poscil kamp, kcps, ifn
  out a1
endin
/* poscil.orc */
```

```
/* poscil.sco */
; Table #1, a sine wave.
f 1 0 16384 10 1

; Play Instrument #1 for 2 seconds.
i 1 0 2
e
/* poscil.sco */
```

See Also

poscil3

Credits

Author: Gabriel Maldonado Italy 1998

Example written by Kevin Conder.

November 2002. Added a note about the changes to Csound version 4.22, thanks to Rasmus Ekman.

New in Csound version 3.52

19.511. *poscil3*

poscil3 – High precision oscillator with cubic interpolation.

Description

High precision oscillator with cubic interpolation.

Syntax

ar **poscil3** kamp, kcps, ifn [, iphs]

kr **poscil3** kamp, kcps, ifn [, iphs]

Initialization

ifn – function table number

iphs (optional, default=0) – initial phase (in samples)

Performance

ar – output signal

kamp – the amplitude of the output signal.

kcps – the frequency of the output signal in cycles per second.

poscil3 uses cubic interpolation.

Examples

Here is an example of the *poscil3* opcode. It uses the files *poscil3.orc* and *poscil3.sco* .

Example 1. Example of the *poscil3* opcode.

```
/* poscil3.orc */
; Initialize the global variables.
sr = 44100
kr = 4410
ksmps = 10
nchnls = 1

; Instrument #1 - a basic oscillator.
instr 1
  kamp = 10000
  kcps = 440
  ifn = 1

  a1 poscil3 kamp, kcps, ifn
  out a1
endin
/* poscil3.orc */
```

```
/* poscil3.sco */
; Table #1, a sine wave.
f 1 0 16384 10 1

; Play Instrument #1 for 2 seconds.
i 1 0 2
e
/* poscil3.sco */
```

See Also

poscil

Credits

Author: Gabriel Maldonado Italy

Example written by Kevin Conder.

New in Csound version 3.52

19.512. pow

pow – Computes one argument to the power of another argument.

Description

Computes *xarg* to the power of *kpow* (or *ipow*) and scales the result by *inorm* .

Syntax

ar **pow** aarg, kpow [, inorm]

ir **pow** iarg, ipow [, inorm]

kr **pow** karg, kpow [, inorm]

Initialization

inorm (optional, default=1) – The number to divide the result (default to 1). This is especially useful if you are doing powers of a- or k- signals where samples out of range are extremely common!

Performance

aarg , *iarg* , *karg* – the base.

ipow , *kpow* – the exponent.

Note Use ^ with caution in arithmetical statements, as the precedence may not be correct. New in Csound ver

Examples

Here is an example of the pow opcode. It uses the files *pow.orc* and *pow.sco* .

Example 1. Example of the pow opcode.

```
/* pow.orc */
; Initialize the global variables.
sr = 44100
kr = 4410
ksmps = 10
nchnls = 1

; Instrument #1.
instr 1
; This could also be expressed as: i1 = 2 ^ 12
i1 pow 2, 12

print i1
endin
/* pow.orc */

/* pow.sco */
; Play Instrument #1 for one second.
i 1 0 1
e
/* pow.sco */
```

Its output should include a line like this:

```
instr 1: i1 = 4096.000
```

Credits

Author: Paris Smaragdis MIT, Cambridge 1995

Example written by Kevin Conder.

19.513. powoftwo

powoftwo – Performs a power-of-two calculation.

Description

Performs a power-of-two calculation.

Syntax

powoftwo (x) (init-rate or control-rate args only)

Performance

powoftwo () function returns 2^x and allows positive and negatives numbers as argument. The range of values admitted in *powoftwo* () is -5 to +5 allowing a precision more fine than one cent in a range of ten octaves. If a greater range of values is required, use the slower opcode *pow* .

These functions are fast, because they read values stored in tables. Also they are very useful when working with tuning ratios. They work at i- and k-rate.

Examples

Here is an example of the powoftwo opcode. It uses the files *powoftwo.orc* and *powoftwo.sco* .

Example 1. Example of the powoftwo opcode.

```
/* powoftwo.orc */
; Initialize the global variables.
sr = 44100
kr = 4410
ksmps = 10
nchnls = 1

; Instrument #1.
instr 1
  i1 = powoftwo(12)
  print i1
endin
/* powoftwo.orc */
```

```
/* powoftwo.sco */
; Play Instrument #1 for one second.
i 1 0 1
e
/* powoftwo.sco */
```

Its output should include a line like this:

```
instr 1: i1 = 4096.000
```

See Also

logbtwo , *pow*

Credits

Author: Gabriel Maldonado Italy June 1998

Author: John ffitch University of Bath, Codemist, Ltd. Bath, UK July 1999

Example written by Kevin Conder.

New in Csound version 3.57

19.514. *prealloc*

prealloc – Creates space for instruments but does not run them.

Description

Creates space for instruments but does not run them.

Syntax

prealloc *insnum*, *icount*

prealloc “*insname*”, *icount*

Initialization

insnum – instrument number

icount – number of instrument allocations

“*insname*” – A string (in double-quotes) representing a named instrument.

Performance

All instances of *prealloc* must be defined in the header section, not in the instrument body.

Examples

Here is an example of the *prealloc* opcode. It uses the files *prealloc.orc* and *prealloc.sco* .

Example 1. Example of the *prealloc* opcode.

```

/* prealloc.orc */
; Initialize the global variables.
sr = 44100
kr = 4410
ksmps = 10
nchnls = 1

; Pre-allocate memory for five instances of Instrument #1.
prealloc 1, 5

; Instrument #1

```

19. Orchestra Opcodes and Operators

```
instr 1
; Generate a waveform, get the cycles per second from the 4th p-field.
a1 oscil 6500, p4, 1
out a1
endin
/* prealloc.orc */
```

```
/* prealloc.sco */
; Just generate a nice, ordinary sine wave.
f 1 0 32768 10 1

; Play five instances of Instrument #1 for one second.
; Note that 4th p-field contains cycles per second.
i 1 0 1 220
i 1 0 1 440
i 1 0 1 880
i 1 0 1 1320
i 1 0 1 1760
e
/* prealloc.sco */
```

See Also

cpuprc, *maxalloc*

Credits

Author: Gabriel Maldonado Italy July 1999

Example written by Kevin Conder.

New in Csound version 3.57

19.515. print

`print` – Displays the values `init`, `control`, or audio signals.

Description

These units will print orchestra `init`-values, or produce graphic display of orchestra control signals and audio signals. Uses X11 windows if enabled, else (or if `-g` flag is set) displays are approximated in ASCII characters.

Syntax

```
print iarg [, iarg1] [, iarg2] [...]
```

Initialization

iarg, *iarg2*, ... – `i`-rate arguments.

Performance

print – print the current value of the `i`-time arguments (or expressions) *iarg* at every `i`-pass through the instrument.

Examples

Here is an example of the print opcode. It uses the files *print.orc* and *print.sco*.

Example 1. Example of the print opcode.

```
/* print.orc */
; Initialize the global variables.
sr = 44100
kr = 4410
ksmps = 10
nchnls = 1

; Instrument #1.
instr 1
  ; Print the fourth p-field.
  print p4
endin
/* print.orc */

/* print.sco */
; p4 = value to be printed.
; Play Instrument #1 for one second, p4 = 50.375.
i 1 0 1 50.375
; Play Instrument #1 for one second, p4 = 300.
i 1 1 1 300
; Play Instrument #1 for one second, p4 = -999.
i 1 2 1 -999
e
/* print.sco */
```

Its output should include lines like this:

```
instr 1: p4 = 50.375
instr 1: p4 = 300.000
instr 1: p4 = -999.000
```

See Also

dispfft, *display*, *printk*, *printk2*, *printks* and *prints*

Credits

Example written by Kevin Conder.

Comments about the *inprds* parameter contributed by Rasmus Ekman.

19.516. *printk*

printk – Prints one k-rate value at specified intervals.

Description

Prints one k-rate value at specified intervals.

Syntax

printk itime, kval [, ispace]

Initialization

itime – time in seconds between printings.

ispace (optional, default=0) – number of spaces to insert before printing. (default: 0, max: 130)

Performance

kval – The k-rate values to be printed.

printk prints one k-rate value on every k-cycle, every second or at intervals specified. First the instrument number is printed, then the absolute time in seconds, then a specified number of spaces, then the *kval* value. The variable number of spaces enables different values to be spaced out across the screen - so they are easier to view.

This opcode can be run on every k-cycle it is run in the instrument. To every accomplish this, set *itime* to 0.

When *itime* is not 0, the opcode print on the first k-cycle it is called, and subsequently when every *itime* period has elapsed. The time cycles start from the time the opcode is initialized - typically the initialization of the instrument.

Examples

Here is an example of the *printk* opcode. It uses the files *printk.orc* and *printk.sco* .

Example 1. Example of the *printk* opcode.

```
/* printk.orc */
; Initialize the global variables.
sr = 44100
kr = 44100
ksmps = 1
nchnls = 1

; Instrument #1.
instr 1
; Change a value linearly from 0 to 100,
; over the period defined by p3.
kval line 0, p3, 100

; Print the value of kval, once per second.
printk 1, kval
endin
/* printk.orc */
```

```
/* printk.sco */
; Play Instrument #1 for 5 seconds.
i 1 0 5
e
/* printk.sco */
```

Its output should include lines like this:

```
i 1 time 0.00002: 0.00000
i 1 time 1.00002: 20.01084
i 1 time 2.00002: 40.02999
i 1 time 3.00002: 60.04914
i 1 time 4.00002: 79.93327
```

See Also

printk2 and *printks*

Credits

Author: Robin Whittle Australia May 1997

Example written by Kevin Conder.

Thanks goes to Luis Jure for pointing out a mistake with the *itime* parameter.

19.517. *printk2*

printk2 – Prints a new value every time a control variable changes.

Description

Prints a new value every time a control variable changes.

Syntax

printk2 *kvar* [, *inumspace*]

Initialization

inumspace (optional, default=0) – number of space characters printed before the value of *kvar*

Performance

kvar – signal to be printed

Derived from Robin Whittle's *printk*, prints a new value of *kvar* each time *kvar* changes. Useful for monitoring MIDI control changes when using sliders.

Warning **WARNING!** Don't use this opcode with normal, continuously variant k-signals, because it can hang t

Examples

Here is an example of the *printk2* opcode. It uses the files *printk2.orc* and *printk2.sco*.

Example 1. Example of the *printk2* opcode.

```
/* printk2.orc */
; Initialize the global variables.
sr = 44100
kr = 44100
ksmps = 1
nchnls = 1

; Instrument #1.
instr 1
; Change a value linearly from 0 to 10,
; over the period defined by p3.
kval1 line 0, p3, 10

; If kval1 is greater than or equal to 5,
; then kval=2, else kval=1.
kval2 = (kval1 >= 5 ? 2 : 1)

; Print the value of kval2 when it changes.
printk2 kval2
endin
/* printk2.orc */
```

```
/* printk2.sco */  
; Play Instrument #1 for 5 seconds.  
i 1 0 5  
e  
/* printk2.sco */
```

Its output should include a line like this:

```
i1      1.00000  
i1      2.00000
```

See Also

printk and *printks*

Credits

Author: Gabriel Maldonado Italy 1998

Example written by Kevin Conder.

New in Csound version 3.48

19.518. printks

printks – Prints at k-rate using a `printf()` style syntax.

Description

Prints at k-rate using a `printf()` style syntax.

Syntax

printks “string”, itime [, kval1] [, kval2] [...]

Initialization

“string” – the text string to be printed. Can be up to 8192 characters and must be in double quotes.

itime – time in seconds between printings.

Performance

kval1, *kval2*, ... (optional) – The k-rate values to be printed. These are specified in “string” with the standard C value specifier (%f, %d, etc.) in the order given.

In Csound version 4.23, you can use as many *kval* variables as you like. In versions prior to 4.23, you must specify 4 and only 4 kvals (using 0 for unused kvals).

printks prints numbers and text which can be i-time or k-rate values. *printks* is highly flexible, and if used together with cursor positioning codes, could be used to write specific values to locations in the screen as the Csound processing proceeds.

A special mode of operation allows this *printks* to convert *kval1* input parameter into a 0 to 255 value and to use it as the first character to be printed. This enables a Csound program to send

arbitrary characters to the console. To achieve this, make the first character of the string a # and then, if desired continue with normal text and format specifiers.

This opcode can be run on every k-cycle it is run in the instrument. To every accomplish this, set *itime* to 0.

When *itime* is not 0, the opcode print on the first k-cycle it is called, and subsequently when every *itime* period has elapsed. The time cycles start from the time the opcode is initialized - typically the initialization of the instrument.

Print Output Formatting

All standard C language printf() control characters may be used. For example, if *kval1* = 153.26789 then some common formatting options are:

1. %f prints with full precision: 153.26789
2. %5.2f prints: 153.26
3. %d prints integers-only: 153
4. %c treats *kval1* as an ascii character code.

In addition to all the printf() codes, printks supports these useful character codes:

<pre>printks CodeCharacter Code \\r, \\R, %r, or %Rreturn character (\r)</pre>	<pre>\\n, \\N, %n, %Nnewline character (\n)</pre>	<pre>\\t, \\T, %t, or %Ttab</pre>
--	---	-----------------------------------

For more information about printf() formatting, consult any C language documentation.

Note

Prior to version 4.23, only the %f format code was supported.

Examples

Here is an example of the printks opcode. It uses the files *printks.orc* and *printks.sco* .

Example 1. Example of the printks opcode.

```
/* printks.orc */
; Initialize the global variables.
sr = 44100
kr = 44100
ksmps = 1
nchnls = 1

; Instrument #1.
instr 1
; Change a value linearly from 0 to 100,
; over the period defined by p3.
kup line 0, p3, 100
; Change a value linearly from 30 to 10,
; over the period defined by p3.
kdown line 30, p3, 10

; Print the value of kup and kdown, once per second.
printks "kup_=%f, kdown_=%f\\n", 1, kup, kdown
endin
/* printks.orc */

/* printks.sco */
; Play Instrument #1 for 5 seconds.
i 1 0 5
e
/* printks.sco */
```

Its output should include lines like this:

```
kup = 0.000000, kdown = 30.000000  
kup = 20.010843, kdown = 25.962524  
kup = 40.029991, kdown = 21.925049  
kup = 60.049141, kdown = 17.887573  
kup = 79.933266, kdown = 13.872493
```

See Also

printk2 and *printk*

Credits

Author: Robin Whittle Australia May 1997

Example written by Kevin Conder.

Thanks goes to Luis Jure for pointing out a mistake with the *itime* parameter.

Thanks to Matt Ingalls, updated the documentation for version 4.23.

19.519. prints

prints – Prints at init-time using a `printf()` style syntax.

Description

Prints at init-time using a `printf()` style syntax.

Syntax

```
prints "string" [, kval1] [, kval2] [...]
```

Initialization

"string" – the text string to be printed. Can be up to 8192 characters and must be in double quotes.

Performance

kval1, *kval2*, ... (optional) – The k-rate values to be printed. These are specified in *"string"* with the standard C value specifier (`%f`, `%d`, etc.) in the order given. Use 0 for those which are not used.

prints is similar to the *printks* opcode except it operates at init-time instead of k-rate. For more information about output formatting, please look at *printks's documentation* .

Examples

Here is an example of the *prints* opcode. It uses the files *prints.orc* and *prints.sco* .

Example 1. Example of the prints opcode.

```

/* prints.orc */
/* Written by Matt Ingalls, edited by Kevin Conder. */
; Initialize the global variables.
sr = 44100
kr = 4410
ksmps = 10
nchnls = 1

; Instrument #1.
instr 1
; Init-time print.
prints "%2.3f\\t%!%!%!%!%!semicolons!\\n", 1234.56789
endin
/* prints.orc */

/* prints.sco */
/* Written by Matt Ingalls, edited by Kevin Conder. */
; Play instrument #1.
i 1 0 0.004
/* prints.sco */

```

Its output should include a line like this:

```
1234.568      ;;;;semicolons!
```

See Also

printks

Credits

Author: Matt Ingalls January 2003

19.520. *product*

product – Multiplies any number of a-rate signals.

Description

Multiplies any number of a-rate signals.

Syntax

ar **product** asig1, asig2 [, asig3] [...]

Performance

asig1, *asig2*, *asig3*, ... – a-rate signals to be multiplied.

Credits

Author: Gabriel Maldonado Italy April 1999
 New in Csound version 3.54

19.521. pset

pset – Defines and initializes numeric arrays at orchestra load time.

Description

Defines and initializes numeric arrays at orchestra load time.

Syntax

```
pset icon1 [, icon2] [...]
```

Initialization

icon1, *icon2*, ... – preset values for a MIDI instrument

pset (optional) defines and initializes numeric arrays at orchestra load time. It may be used as an orchestra header statement (i.e. instrument 0) or within an instrument. When defined within an instrument, it is not part of its i-time or performance operation, and only one statement is allowed per instrument. These values are available as i-time defaults. When an instrument is triggered from MIDI it only gets p1 and p2 from the event, and p3, p4, etc. will receive the actual preset values.

Examples

The example below illustrates *pset* as used within an instrument.

```
\textbf{instr}
1
  pset
  0,0,3,4,5,6 ; pfield substitutes
  a1 oscil
  10000, 440, p6
```

See Also

strset

19.522. pvadd

pvadd – Reads from a *pvoc* file and uses the data to perform additive synthesis.

Description

pvadd reads from a *pvoc* file and uses the data to perform additive synthesis using an internal array of interpolating oscillators. The user supplies the wave table (usually one period of a sine wave), and can choose which analysis bins will be used in the re-synthesis.

Syntax

```
ar pvadd ktimpnt, kfmmod, ifilcod, ifn, ibins [, ibinoffset] [, ibinincr] [, iextractmode] [, ifreqlim] [, igatefn]
```

Initialization

ifilcod – integer or character-string denoting a control-file derived from *pvanal* analysis of an audio signal. An integer denotes the suffix of a file *pvoc.m* ; a character-string (in double quotes) gives a filename, optionally a full pathname. If not fullpath, the file is sought first in the current directory, then in the one given by the environment variable *SADIR* (if defined). *pvoc* control files contain data organized for fft resynthesis. Memory usage depends on the size of the files involved, which are read and held entirely in memory during computation but are shared by multiple calls (see also *lpread*).

ifn – table number of a stored function containing a sine wave.

ibins – number of bins that will be used in the resynthesis (each bin counts as one oscillator in the re-synthesis)

ibinoffset (optional) – is the first bin used (it is optional and defaults to 0).

ibinincr (optional) – sets an increment by which *pvadd* counts up from *ibinoffset* for *ibins* components in the re-synthesis (see below for a further explanation).

iextractmode (optional) – determines if spectral extraction will be carried out and if so whether components that have changes in frequency below *ifreqlim* or above *ifreqlim* will be discarded. A value for *iextractmode* of 1 will cause *pvadd* to synthesize only those components where the frequency difference between analysis frames is greater than *ifreqlim* . A value of 2 for *iextractmode* will cause *pvadd* to synthesize only those components where the frequency difference between frames is less than *ifreqlim* . The default values for *iextractmode* and *ifreqlim* are 0, in which case a simple resynthesis will be done. See examples below.

igatefn (optional) – is the number of a stored function which will be applied to the amplitudes of the analysis bins before resynthesis takes place. If *igatefn* is greater than 0 the amplitudes of each bin will be scaled by *igatefn* through a simple mapping process. First, the amplitudes of all of the bins in all of the frames in the entire analysis file are compared to determine the maximum amplitude value. This value is then used create normalized amplitudes as indices into the stored function *igatefn* . The maximum amplitude will map to the last point in the function. An amplitude of 0 will map to the first point in the function. Values between 0 and 1 will map accordingly to points along the function table. This will be made clearer in the examples below.

Performance

ktimpnt and *kfmod* are used in the same way as in *pvoc* .

Examples

```
ktime \textbf{line}
0, p3, p3
```

asig *pvadd* ktime, 1, "oboe.pvoc", 1, 100, 2

In the above, *ibins* is 100 and *ibinoffset* is 2. Using these settings the resynthesis will contain 100 components beginning with bin #2 (bins are counted starting with 0). That is, resynthesis will be done using bins 2-101 inclusive. It is usually a good idea to begin with bin 1 or 2 since the 0th and often 1st bin have data that is neither necessary nor even helpful for creating good clean resynthesis.

```
ktime line 0, p3, p3
asig pvadd ktime, 1, "oboe.pvoc", 1, 100, 2, 2
```

The above is the same as the previous example with the addition of the value 2 used for the optional *ibinincr* argument. This result will still result in 100 components in the resynthesis, but *pvadd* will count through the bins by 2 instead of by 1. It will use bins 2, 4, 6, 8, 10, and so on. For *ibins*

19. Orchestra Opcodes and Operators

=10, *ibinoffset* =10, and *ibinincr* =10, *pvadd* would use bins 10, 20, 30, 40, up to and including 100.

Below is an example using spectral extraction. In this example *iextractmode* is one and *ifreqlim* is 9. This will cause *pvadd* to synthesize only those bins where the frequency deviation, averaged over 6 frames, is greater than 9.

```
ktime line 0, p3, p3
asig pvadd ktime, 1, "oboe.pvoc", 1, 100, 2, 2, 1, 9
```

If *iextractmode* were 2 in the above, then only those bins with an average frequency deviation of less than 9 would be synthesized. If tuned correctly, this technique can be used to separate the pitched parts of the spectrum from the noisy parts. In practice this depends greatly on the type of sound, the quality of the recording and digitization, and also on the analysis window size and frame increment.

Next is an example using amplitude gating. The last 2 in the argument list stands for *f2* in the score.

```
asig pvadd ktime, 1, "oboe.pvoc", 1, 100, 2, 2, 0, 0, 2
```

Suppose the score for the above were to contain:

```
f2 0 512 7 0 256 1 256 1
```

Then those bins with amplitudes of 50% of the maximum or greater would be left unchanged, while those with amplitudes less than 50% of the maximum would be scaled down. In this case the lower the amplitude the more severe the scaling down would be. But suppose the score contains:

```
f2 0 512 5 1 512 .001
```

In this case lower amplitudes will be left unchanged and greater ones will be scaled down, turning the sound “upside-down” in terms of the amplitude spectrum! Functions can be arbitrarily complex. Just remember that the normalized amplitude values of the analysis are themselves the indices into the function.

Finally, both spectral extraction and amplitude gating can be used together. The example below will synthesize only those components that with a frequency deviation of less than 5Hz per frame and it will scale the amplitudes according to *F2*.

```
asig pvadd ktime, 1, "oboe.pvoc", 1, 100, 1, 1, 2, 5, 2
```

USEFUL HINTS

By using several *pvadd* units together, one can gradually fade in different parts of the resynthesis

Credits

Author: Richard Karpen Seattle, WA USA 1998

New in Csound version 3.48, additional arguments version 3.56

19.523. pvanal

pvanal – Converts a soundfile into a series of short-time Fourier transform frames.

Description

Fourier analysis for the Csound *pvoc* generator

Syntax

csound -U pvanal [flags] infilename outfile

pvanal [flags] infilename outfile

Pvanal extension to create a PVOC-EX file.

The standard Csound utility program *pvanal* has been extended to enable a PVOC-EX format file to be created, using the existing interface. To create a PVOC-EX file, the file name must be given the required extension, “.pvx”, e.g “test.pvx”. The requirement for the FFT size to be a power of two is here relaxed, and any positive value is accepted; odd numbers are rounded up internally. However, power-of-two sizes are still to be preferred for all normal applications.

The channel select flags are ignored, and all source channels will be analysed and written to the output file, up to a compiler-set limit of eight channels. The analysis window size (*iwinsize*) is set internally to double the FFT size.

Initialization

pvanal converts a soundfile into a series of short-time Fourier transform (STFT) frames at regular timepoints (a frequency-domain representation). The output file can be used by *pvoc* to generate audio fragments based on the original sample, with timescales and pitches arbitrarily and dynamically modified. Analysis is conditioned by the flags below. A space is optional between the flag and its argument.

-s srate – sampling rate of the audio input file. This will over-ride the *srate* of the soundfile header, which otherwise applies. If neither is present, the default is 10000.

-c channel – channel number sought. The default is 1.

-b begin – beginning time (in seconds) of the audio segment to be analyzed. The default is 0.0

-d duration – duration (in seconds) of the audio segment to be analyzed. The default of 0.0 means to the end of the file.

-n frmsiz – STFT frame size, the number of samples in each Fourier analysis frame. Must be a power of two, in the range 16 to 16384. For clean results, a frame must be larger than the longest pitch period of the sample. However, very long frames result in temporal “smearing” or reverberation. The bandwidth of each STFT bin is determined by sampling rate / frame size. The default framesize is the smallest power of two that corresponds to more than 20 milliseconds of the source (e.g. 256 points at 10 kHz sampling, giving a 25.6 ms frame).

-w windfact – Window overlap factor. This controls the number of Fourier transform frames per second. Csound’s *pvoc* will interpolate between frames, but too few frames will generate audible distortion; too many frames will result in a huge analysis file. A good compromise for *windfact* is 4, meaning that each input point occurs in 4 output windows, or conversely that the offset between successive STFT frames is *framesize/4*. The default value is 4. Do not use this flag with *-h* .

-h hopsiz – STFT frame offset. Converse of above, specifying the increment in samples between successive frames of analysis (see also *lpanal*). Do not use with *-w* .

Examples

```
pvanal
asound pvfile
```

19. Orchestra Opcodes and Operators

will analyze the soundfile “asound” using the default `frmsiz` and `windfact` to produce the file “pvfile” suitable for use with `pvoc`.

Files

The output file has a special *pvoc* header containing details of the source audio file, the analysis frame rate and overlap. Frames of analysis data are stored as float, with the magnitude and “frequency” (in Hz) for the first $N/2 + 1$ Fourier bins of each frame in turn. “Frequency” encodes the phase increment in such a way that for strong harmonics it gives a good indication of the true frequency. For low amplitude or rapidly moving harmonics it is less meaningful.

Diagnostics

Prints total number of frames, and frames completed on every 20th.

Credits

Author: Dan Ellis

MIT Media Lab

Cambridge, Massachusetts

1990

19.524. pvbufread

`pvbufread` – Reads from a phase vocoder analysis file and makes the retrieved data available.

Description

pvbufread reads from a *pvoc* file and makes the retrieved data available to any following *pvinterp* and *pvcross* units that appear in an instrument before a subsequent *pvbufread* (just as *lpread* and *lpreson* work together). The data is passed internally and the unit has no output of its own.

Syntax

`pvbufread` *ktimpnt*, *ifile*

Initialization

ifile – the *pvoc* number (n in *pvoc.n*) or the name in quotes of the analysis file made using *pval*. (See *pvoc* .)

Performance

ktimpnt – the passage of time, in seconds, through this file. *ktimpnt* must always be positive, but can move forwards or backwards in time, be stationary or discontinuous, as a pointer into the analysis file.

Examples

The example below shows an example using *pvbufread* with *pvinterp* to interpolate between the sound of an oboe and the sound of a clarinet. The value of *kinterp* returned by a *linseg* is used to determine the timing of the transitions between the two sounds. The interpolation of frequencies and amplitudes are controlled by the same factor in this example, but for other effects it might be interesting to not have them synchronized in this way. In this example the sound will begin as a clarinet, transform into the oboe and then return again to the clarinet sound. The value of *kfreescale2* is 1.065 because the oboe in this case is a semitone higher in pitch than the clarinet and this brings them approximately to the same pitch. The value of *kampscale2* is .75 because the analyzed clarinet was somewhat louder than the analyzed oboe. The setting of these two parameters make the transition quite smooth in this case, but such adjustments are by no means necessary or even advocated.

```

ktime1 line
    0, p3, 3.5 ; used as index in the "oboe.pvoc" file
ktime2 line
    0, p3, 4.5 ; used as index in the "clar.pvoc" file
kinterp linseg
    1, p3*.15, 1, p3*.35, 0, p3*.25, 0, p3*.15, 1, p3*.1, 1
    pvbufread
    ktime1, "oboe.pvoc"
apv pvinterp
    ktime2,1,"clar.pvoc",1,1.065,1,.75,1-kinterp,1-kinterp

```

Below is an example using *pvbufread* with *pvcross*. In this example the amplitudes used in the resynthesis gradually change from those of the oboe to those of the clarinet. The frequencies, of course, remain those of the clarinet throughout the process since *pvcross* does not use the frequency data from the file read by *pvbufread*.

```

ktime1 line
    0, p3, 3.5 ; used as index in the "oboe.pvoc" file
ktime2 line
    0, p3, 4.5 ; used as index in the "clar.pvoc" file
kcross expon
    .001, p3, 1
    pvbufread
    ktime1, "oboe.pvoc"
apv pvcross
    ktime2, 1, "clar.pvoc", 1-kcross, kcross

```

See Also

pvcross, *pvinterp*, *pvread*, *tableseg*, *tablexseg*

Credits

Author: Richard Karpen Seattle, WA USA 1997

19.525. pvcross

pvcross – Applies the amplitudes from one phase vocoder analysis file to the data from a second file.

Description

pvcross applies the amplitudes from one phase vocoder analysis file to the data from a second file and then performs the resynthesis. The data is passed, as described above, from a previously called *pvbufread* unit. The two k-rate amplitude arguments are used to scale the amplitudes of each

files separately before they are added together and used in the resynthesis (see below for further explanation). The frequencies of the first file are not used at all in this process. This unit simply allows for cross-synthesis through the application of the amplitudes of the spectra of one signal to the frequencies of a second signal. Unlike *pvinterp*, *pvcross* does allow for the use of the *ispecwp* as in *pvoc* and *vpvoc*.

Syntax

ar **pvcross** ktimept, kfmmod, ifile, kampscale1, kampscale2 [, ispecwp]

Initialization

ifile – the *pvoc* number (n in *pvoc.n*) or the name in quotes of the analysis file made using *pval*. (See *pvoc*.)

ispecwp (optional, default=0) – if non-zero, attempts to preserve the spectral envelope while its frequency content is varied by *kfmmod*. The default value is zero.

Performance

ktimept – the passage of time, in seconds, through this file. *ktimept* must always be positive, but can move forwards or backwards in time, be stationary or discontinuous, as a pointer into the analysis file.

kfmmod – a control-rate transposition factor: a value of 1 incurs no transposition, 1.5 transposes up a perfect fifth, and .5 down an octave.

kampscale1, *kampscale2* – used to scale the amplitudes stored in each frame of the phase vocoder analysis file. *kampscale1* scale the amplitudes of the data from the file read by the previously called *pvbufread*. *kampscale2* scale the amplitudes of the file named by *ifile*.

By using these arguments, it is possible to adjust these values before applying the interpolation. For example, if file1 is much louder than file2, it might be desirable to scale down the amplitudes of file1 or scale up those of file2 before interpolating. Likewise one can adjust the frequencies of each to bring them more in accord with one another (or just the opposite, of course!) before the interpolation is performed.

Examples

Below is an example using *pvbufread* with *pvcross*. In this example the amplitudes used in the resynthesis gradually change from those of the oboe to those of the clarinet. The frequencies, of course, remain those of the clarinet throughout the process since *pvcross* does not use the frequency data from the file read by *pvbufread*.

```
ktime1 line
  0, p3, 3.5 ; used as index in the "oboe.pvoc" file
ktime2 line
  0, p3, 4.5 ; used as index in the "clar.pvoc" file
kcross expon
  .001, p3, 1
  pvbufread
  ktime1, "oboe.pvoc"
apv pvcross
  ktime2, 1, "clar.pvoc", 1-kcross, kcross
```

See Also

pvbufread, *pvinterp*, *pvread*, *tableseg*, *tablexseg*

Credits

Author: Richard Karpen Seattle, Wash 1997

19.526. *pvinterp*

pvinterp – Interpolates between the amplitudes and frequencies of two phase vocoder analysis files.

Description

pvinterp interpolates between the amplitudes and frequencies, on a bin by bin basis, of two phase vocoder analysis files (one from a previously called *pvbufread* unit and the other from within its own argument list), allowing for user defined transitions between analyzed sounds. It also allows for general scaling of the amplitudes and frequencies of each file separately before the interpolated values are calculated and sent to the resynthesis routines. The *kfmod* argument in *pvinterp* performs its frequency scaling on the frequency values after their derivation from the separate scaling and subsequent interpolation is performed so that this acts as an overall scaling value of the new frequency components.

Syntax

ar ***pvinterp*** *ktimpnt*, *kfmod*, *ifile*, *kfreqscale1*, *kfreqscale2*, *kampscale1*, *kampscale2*, *kfreqinterp*, *kampinterp*

Initialization

ifile – the *pvoc* number (n in *pvoc.n*) or the name in quotes of the analysis file made using *pvanal*. (See *pvoc* .)

Performance

ktimpnt – the passage of time, in seconds, through this file. *ktimpnt* must always be positive, but can move forwards or backwards in time, be stationary or discontinuous, as a pointer into the analysis file.

kfmod – a control-rate transposition factor: a value of 1 incurs no transposition, 1.5 transposes up a perfect fifth, and .5 down an octave.

kfreqscale1 , *kfreqscale2* , *kampscale1* , *kampscale2* – used in *pvinterp* to scale the frequencies and amplitudes stored in each frame of the phase vocoder analysis file. *kfreqscale1* and *kampscale1* scale the frequencies and amplitudes of the data from the file read by the previously called *pvbufread* (this data is passed internally to the *pvinterp* unit). *kfreqscale2* and *kampscale2* scale the frequencies and amplitudes of the file named by *ifile* in the *pvinterp* argument list and read within the *pvinterp* unit.

By using these arguments, it is possible to adjust these values before applying the interpolation. For example, if file1 is much louder than file2, it might be desirable to scale down the amplitudes of file1 or scale up those of file2 before interpolating. Likewise one can adjust the frequencies of each to bring them more in accord with one another (or just the opposite, of course!) before the interpolation is performed.

kfreqinterp , *kampinterp* – used in *pvinterp* , determine the interpolation distance between the values of one phase vocoder file and the values of a second file. When the value of *kfreqinterp* is 0,

19. Orchestra Opcodes and Operators

the frequency values will be entirely those from the first file (read by the *pbufread*), post scaling by the *kfreqscale1* argument. When the value of *kfreqinterp* is 1 the frequency values will be those of the second file (read by the *pvinterp* unit itself), post scaling by *kfreqscale2*. When *kfreqinterp* is between 0 and 1 the frequency values will be calculated, on a bin, by bin basis, as the percentage between each pair of frequencies (in other words, *kfreqinterp* =.5 will cause the frequencies values to be half way between the values in the set of data from the first file and the set of data from the second file).

kampinterp works in the same way upon the amplitudes of the two files. Since these are k-rate arguments, the percentages can change over time making it possible to create many kinds of transitions between sounds.

Examples

The example below shows an example using *pbufread* with *pvinterp* to interpolate between the sound of an oboe and the sound of a clarinet. The value of *kinterp* returned by a *linseg* is used to determine the timing of the transitions between the two sounds. The interpolation of frequencies and amplitudes are controlled by the same factor in this example, but for other effects it might be interesting to not have them synchronized in this way. In this example the sound will begin as a clarinet, transform into the oboe and then return again to the clarinet sound. The value of *kfreqscale2* is 1.065 because the oboe in this case is a semitone higher in pitch than the clarinet and this brings them approximately to the same pitch. The value of *kampscale2* is .75 because the analyzed clarinet was somewhat louder than the analyzed oboe. The setting of these two parameters make the transition quite smooth in this case, but such adjustments are by no means necessary or even advocated.

```
ktime1 line
      0, p3, 3.5 ; used as index in the "oboe.pvoc" file
ktime2 line
      0, p3, 4.5 ; used as index in the "clar.pvoc" file
kinterp linseg
      1, p3*.15, 1, p3*.35, 0, p3*.25, 0, p3*.15, 1, p3*.1, 1
      pbufread
      ktime1, "oboe.pvoc"
      apv pvinterp
      ktime2,1,"clar.pvoc",1,1.065,1,.75,1-kinterp,1-kinterp
```

See Also

pbufread , *pvcross* , *pvcross* , *pvread* , *tableseg* , *tablexseg*

Credits

Author: Richard Karpen Seattle, Wash 1997

19.527. pvlook

pvlook – View formatted text output of STFT analysis files.

Description

View formatted text output of STFT analysis files created with *pvanal* .

Syntax

```
csound -U pvlook [flags] infilename
```

```
pvlook [flags] infilename
```

Initialization

pvlook reads a file, and frequency and amplitude trajectories for each of the analysis bins, in readable text form. The file is assumed to be an STFT analysis file created by *pvanal* . By default, the entire file is processed.

-bb *n* – begin at analysis bin number *n* , numbered from 1. Default is 1.

-eb *n* – end at analysis bin number *n* . Defaults to the highest.

-bf *n* – begin at analysis frame number *n* , numbered from 1. Defaults to 1.

-ef *n* – end at analysis frame number *n* . Defaults to the highest.

-i – prints values as integers. Defaults to floating point.

Examples

```
enakis 259% ../csound -U pvlook test.pv
Using csound.txt
Csound Version 3.57 (Aug  3 1999)
util PVL00K:
; Bins in Analysis: 513
; First Bin Shown: 1
; Number of Bins Shown: 513
; Frames in Analysis: 1184
; First Frame Shown: 1
; Number of Data Frames Shown: 1184

Bin 1 Freqs .0000 87.891 0.000 0.000 0.000 0.000 0.000 0.000 0.000
0.000 0.000 0.000 0.000 0.000 0.000 0.000 0.000 0.000 0.000
0.000 0.000 0.000 0.000 0.000 0.000 0.000 0.000 0.000 0.000
0.000 0.000 0.000 0.000 0.000 0.000 0.000 0.000 0.000 0.000
0.000 0.000 0.000 0.000 0.000 0.000 0.000 0.000 0.000 0.000
0.000 0.000 0.000 0.000 0.000 0.000 0.000 0.000 0.000 0.000
0.000 0.000 0.000 0.000 0.000 0.000 0.000 0.000 0.000 0.000
0.000 0.000 0.000 0.000 0.000 0.000 0.000 0.000 0.000 0.000
0.000 0.000 0.000 0.000 0.000 0.000 0.000 0.000 0.000 0.000
0.000 0.000 0.000 0.000 0.000 0.000 0.000 0.000 0.000 0.000
0.000 0.000 0.000 0.000 0.000 0.000 0.000 0.000 0.000 0.000
0.000 0.000 0.000 0.000 0.000 0.000 0.000 0.000 0.000 0.000
0.000 0.000 0.000 0.000 0.000 0.000 0.000 0.000 0.000 0.000
0.000 0.000 0.000 0.000 0.000 0.000 0.000 0.000 0.000 0.000
0.000 0.000 0.000 0.000 0.000 0.000 0.000 0.000 0.000 0.000
0.000 0.000 0.000 0.000 0.000 0.000 0.000 0.000 0.000 0.000
0.000 0.000 0.000 0.000 0.000 0.000 0.000 0.000 0.000 0.000
0.000 0.000 0.000 0.000 0.000 0.000 0.000 0.000 0.000 0.000
0.000 0.000 0.000 0.000 0.000 0.000 0.000 0.000 0.000 0.000
0.000 0.000 0.000 0.000 0.000 0.000 0.000 0.000 0.000 0.000
0.000 0.000 0.000 0.000 0.000 0.000 0.000 0.000 0.000 0.000
0.000 0.000 0.000 0.000 0.000 0.000 0.000 0.000 0.000 0.000
0.000 0.000 0.000 0.000 0.000 0.000 0.000 0.000 0.000 0.000
0.000 0.000 0.000 0.000 0.000 0.000 0.000 0.000 0.000 0.000
0.000 0.000 0.000 0.000 0.000 0.000 0.000 0.000 0.000 0.000
0.000 0.000 0.000 0.000 0.000 0.000 0.000 0.000 0.000 0.000
0.000 0.000 0.000 0.000 0.000 0.000 0.000 0.000 0.000 0.000
0.000 0.000 0.000 0.000 0.000 0.000 0.000 0.000 0.000 0.000
0.000 0.000 0.000 0.000 0.000 0.000 0.000 0.000 0.000 0.000
0.000 0.000 0.000 0.000 0.000 0.000 0.000 0.000 0.000 0.000
0.000 0.000 0.000 0.000 0.000 0.000 0.000 0.000 0.000 0.000
```


19. Orchestra Opcodes and Operators

```
3.293 3.290 3.289 3.294 3.291 3.293 3.295 3.290 3.292 3.292
3.289 3.293 3.293 3.292 3.295 3.291 3.289 3.292 3.290 3.292
3.295 3.291 3.293 3.292 3.288 3.292 3.291 3.291 3.295 3.291
3.291 3.292 3.289 3.291 3.294 3.291 3.294 3.292 3.289 3.292
3.290 3.290 3.295 3.292 3.293 3.294 3.289 3.291 3.292 3.290
3.294 3.293 3.291 3.293 3.289 3.290 3.293 3.291 3.294 3.295
3.290 3.292 3.291 3.289 3.294 3.293 3.292 3.294 3.290 3.290
3.292 3.289 3.293 3.294 3.291 3.293 3.291 3.289 3.292 3.291
3.291 3.295 3.291 3.291 3.292 3.288 3.292 3.293 3.291 3.295
3.292 3.290 3.292 3.289 3.291 3.294 3.291 3.293 3.292 3.288
3.291 3.291 3.290 3.295 3.292 3.291 3.293 3.289 3.290 3.292
3.290 3.294 3.293 3.290 3.292 3.290 3.289 3.293 3.291 3.292
3.294 3.290 3.290 3.291 3.289 3.293 3.293 3.291 3.293 3.290
3.288 3.291 3.290 3.292 3.294 3.290 3.292 3.291 3.288 3.291
3.291 3.291 3.294 3.291 3.290 3.291 3.288 3.291 3.293 3.291
3.293 3.292 3.288 3.291 3.290 3.290 3.294 3.291 3.291 3.292
3.288 3.290 3.291 3.290 3.294 3.293 3.290 3.292 3.289 3.289
3.293 3.290 3.292 3.293 3.289 3.291 3.290 3.289 3.293 3.292
3.291 3.293 3.289 3.289 3.291 3.289 3.292 3.293 3.290 3.292
3.290 3.288 3.292 3.291 3.291 3.294 3.290 3.290 3.291 3.288
3.291 3.292 3.291 3.293 3.291 3.288 3.291 3.289 3.290 3.293
3.290 3.292 3.292 3.288 3.291 3.291 3.290 3.293 3.291 3.290
3.292 3.288 3.289 3.292 3.290 3.292 3.293 3.289 3.291 3.289
3.288 3.293 3.291 3.291 3.292 3.288 3.289 3.290 3.288 3.292
3.293 3.290 3.292 3.289 3.288 3.291 3.290 3.291 3.293 3.289
3.290 3.290 3.287 3.291 3.291 3.290 3.293 3.290 3.288 3.290
3.288 3.290 3.293 3.291 3.292 3.291 3.288 3.290 3.289 3.289
3.293 3.290 3.290 3.291 3.287 3.289 3.291 3.289 3.292 3.291
3.288 3.290 3.288 3.288 3.292 3.290 3.291 3.292 3.288 3.289
3.290 3.288 3.292 3.292 3.290 3.292 3.289 3.288 3.291 3.289
3.291 3.293 3.289 3.291 3.290 3.287 3.291 3.290 3.290 3.293
3.289 3.289 3.290 3.287 3.290 3.292 3.290 3.292 3.290 3.287
3.290 3.289 3.289 3.292 3.290 3.290 3.291 3.287 3.289 3.290
3.289 3.292 3.291 3.289 3.291 3.288
```

etc...

Credits

Author: Richard Karpen

Seattle, Wash

1993 (New in Csound version 3.57)

19.528. **pvoc**

pvoc – Implements signal reconstruction using an fft-based phase vocoder.

Description

Implements signal reconstruction using an fft-based phase vocoder.

Syntax

ar **pvoc** ktempnt, kfmod, ifilcod [, ispecwp] [, iextractmode] [, ifreqlim] [, igatefn]

Initialization

ifilcod – integer or character-string denoting a control-file derived from analysis of an audio signal. An integer denotes the suffix of a file *pvoc.m* ; a character-string (in double quotes) gives a filename, optionally a full pathname. If not fullpath, the file is sought first in the current directory, then in the one given by the environment variable *SADIR* (if defined). *pvoc* control contains breakpoint amplitude and frequency envelope values organized for fft resynthesis. Memory usage depends on

the size of the files involved, which are read and held entirely in memory during computation but are shared by multiple calls (see also *lpread*).

ispecwp (optional) – if non-zero, attempts to preserve the spectral envelope while its frequency content is varied by *kfmod* . The default value is zero.

iextractmode (optional) – determines if spectral extraction will be carried out and if so whether components that have changes in frequency below *ifreqlim* or above *ifreqlim* will be discarded. A value for *iextractmode* of 1 will cause *pvadd* to synthesize only those components where the frequency difference between analysis frames is greater than *ifreqlim* . A value of 2 for *iextractmode* will cause *pvadd* to synthesize only those components where the frequency difference between frames is less than *ifreqlim* . The default values for *iextractmode* and *ifreqlim* are 0, in which case a simple resynthesis will be done. See examples under *pvadd* for how to use spectral extraction.

igatefn (optional) – the number of a stored function which will be applied to the amplitudes of the analysis bins before resynthesis takes place. If *igatefn* is greater than 0 the amplitudes of each bin will be scaled by *igatefn* through a simple mapping process. First, the amplitudes of all of the bins in all of the frames in the entire analysis file are compared to determine the maximum amplitude value. This value is then used create normalized amplitudes as indices into the stored function *igatefn* . The maximum amplitude will map to the last point in the function. An amplitude of 0 will map to the first point in the function. Values between 0 and 1 will map accordingly to points along the function table. See examples under *pvadd* for how to use amplitude gating.

Performance

ktimpnt – The passage of time, in seconds, through the analysis file. *ktimpnt* must always be positive, but can move forwards or backwards in time, be stationary or discontinuous, as a pointer into the analysis file.

kfmod – a control-rate transposition factor: a value of 1 incurs no transposition, 1.5 transposes up a perfect fifth, and .5 down an octave.

pvoc implements signal reconstruction using an fft-based phase vocoder. The control data stems from a precomputed analysis file with a known frame rate.

This implementation of *pvoc* was originally written by Dan Ellis. It is based in part on the system of Mark Dolson, but the pre-analysis concept is new. The spectral extraction and amplitude gating (new in Csound version 3.56) were added by Richard Karpen based on functions in SoundHack by Tom Erbe.

See Also

vpvoc

Credits

Authors: Dan Ellis and Richard Karpen Seattle, Wash 1997

19.529. *pvread*

pvread – Reads from a phase vocoder analysis file and returns the frequency and amplitude from a single analysis channel or bin.

Description

pvread reads from a *pvoc* file and returns the frequency and amplitude from a single analysis channel or bin. The returned values can be used anywhere else in the Csound instrument. For example, one can use them as arguments to an oscillator to synthesize a single component from an analyzed signal or a bank of *pvreads* can be used to resynthesize the analyzed sound using additive synthesis by passing the frequency and magnitude values to a bank of oscillators.

Syntax

kfreq, *kamp* **pvread** *ktimpnt*, *ifile*, *ibin*

Initialization

ifile – the *pvoc* number (n in *pvoc.n*) or the name in quotes of the analysis file made using *pvanal*. (See *pvoc* .)

ibin – the number of the analysis channel from which to return frequency in Hz and magnitude.

Performance

kfreq, *kamp* – outputs of the *pvread* unit. These values, retrieved from a phase vocoder analysis file, represent the values of frequency and amplitude from a single analysis channel specified in the *ibin* argument. Interpolation between analysis frames is performed at *k*-rate resolution and dependent of course upon the rate and direction of *ktimpnt*.

ktimpnt – the passage of time, in seconds, through this file. *ktimpnt* must always be positive, but can move forwards or backwards in time, be stationary or discontinuous, as a pointer into the analysis file.

Examples

The example below shows the use *pvread* to synthesize a single component from a phase vocoder analysis file. It should be noted that the *kfreq* and *kamp* outputs can be used for any kind of synthesis, filtering, processing, and so on.

```

ktime      line
  0, p3, 3
kfreq, kamp  pvread
  ktime, "pvoc.file", 7 ; read
                                ;data from 7th analysis bin.
asig      oscili
  kamp, kfreq, 1 ; function 1
                                ;is a stored sine

```

See Also

pvbufread , *pvcross* , *pvinterp* , *tableseg* , *tablexseg*

Credits

Author: Richard Karpen Seattle, Wash 1997

19.530. pvsadsyn

pvsadsyn – Resynthesize using a fast oscillator-bank.

Description

Resynthesize using a fast oscillator-bank.

Syntax

ar **pvsadsyn** fsrc, inoscs, kfmod [, ibinoffset] [, ibinincr] [, iinit]

Initialization

inoscs – The number of analysis bins to synthesise. Cannot be larger than the size of fsrc (see *pvsinfo*), e.g. as created by *pvsanal* . Processing time is directly proportional to inoscs.

ibinoffset (optional, default=0) – The first (lowest) bin to resynthesise, counting from 0 (default = 0).

ibinincr (optional) – Starting from bin ibinoffset, resynthesize bins ibinincr apart.

iinit (optional) – Skip reinitialization. This is not currently implemented for any of these opcodes, and it remains to be seen if it is even practical.

Performance

kfmod – Scale all frequencies by factor kfmod. 1.0 = no change, 2 = up one octave.

pvsadsyn is experimental, and implements the oscillator bank using a fast direct calculation method, rather than a lookup table. This takes advantage of the fact, empirically arrived at, that for the analysis rates generally used, (and presuming analysis using *pvsanal* , where frequencies in a bin change only slightly between frames) it is not necessary to interpolate frequencies between frames, only amplitudes. Accurate resynthesis is often contingent on the use of *pvsanal* with *iwinsize* = *ifftsize**2.

This opcode is the most likely to change, or be much extended, according to feedback and advice from users. It is likely that a full interpolating table-based method will be added, via a further optional iarg. The parameter list to *pvsadsyn* mimics that for *pvadd* , but excludes spectral extraction.

Examples

```
; resynth the first 100 odd-numbered bins, with pitch scaling envelope.
kpch linseg 1,p3/3,1,p3/3,1.5,p3/3,1
aout pvsadsyn fsrc, 100,kpch,1,2
```

See Also

pvsynth

Credits

Author: Richard Dobson August 2001

New in version 4.13

19.531. pvsanal

pvsanal – Generate an fsig from a mono audio source ain, using phase vocoder overlap-add analysis.

Description

Generate an fsig from a mono audio source ain, using phase vocoder overlap-add analysis.

Syntax

fsig **pvsanal** ain, ifftsize, ioverlap, iwinsize, iwintype [, iformat] [, iinit]

Initialization

ifftsize – The FFT size in samples. Need not be a power of two (though these are especially efficient), but must be even. Odd numbers are rounded up internally. *ifftsize* determines the number of analysis bins in fsig, as $\text{ifftsize}/2 + 1$. For example, where *ifftsize* = 1024, fsig will contain 513 analysis bins, ordered linearly from the fundamental to Nyquist. The fundamental of analysis (which in principle gives the lowest resolvable frequency) is determined as $\text{sr}/\text{ifftsize}$. Thus, for the example just given and assuming $\text{sr} = 44100$, the fundamental of analysis is 43.07Hz. In practice, due to the phase-preserving nature of the phase vocoder, the frequency of any bin can deviate bilaterally, so that DC components are recorded. Given a strongly pitched signal, frequencies in adjacent bins can bunch very closely together, around partials in the source, and the lowest bins may even have negative frequencies.

As a rule, the only reason to use a non power-of-two value for *ifftsize* would be to match the known fundamental frequency of a strongly pitched source. Values with many small factors can be almost as efficient as power-of-two sizes; for example: 384, for a source pitched at around low A=110Hz.

ioverlap – The distance in samples (“hop size”) between overlapping analysis frames. As a rule, this needs to be at least $\text{ifftsize}/4$, e.g. 256 for the example above. *ioverlap* determines the underlying analysis rate, as $\text{sr}/\text{ioverlap}$. *ioverlap* does not require to be a simple factor of *ifftsize*; for example a value of 160 would be legal. The choice of *ioverlap* may be dictated by the degree of pitch modification applied to the fsig, if any. As a rule of thumb, the more extreme the pitch shift, the higher the analysis rate needs to be, and hence the smaller the value for *ioverlap*. A higher analysis rate can also be advantageous with broadband transient sounds, such as drums (where a small analysis window gives less smearing, but more frequency-related errors).

Note that it is possible, and reasonable, to have distinct fsigs in an orchestra (even in the same instrument), running at different analysis rates. Interactions between such fsigs is currently unsupported, and the fsig assignment opcode does not allow copying between fsigs with different properties, even if the only difference is in *ioverlap*. However, this is not a closed issue, as it is possible in theory to achieve crude rate conversion (especially with regard to in-memory analysis files) in ways analogous to time-domain techniques.

iwinsize – The size in samples of the analysis window filter (as set by *iwintype*). This must be at least *ifftsize*, and can usefully be larger. Though other proportions are permitted, it is recommended that *iwinsize* always be an integral multiple of *ifftsize*, e.g. 2048 for the example above. Internally, the analysis window (Hamming, von Hann) is multiplied by a sinc function, so that amplitudes are zero at the boundaries between frames. The larger analysis window size has been found to be especially important for oscillator bank resynthesis (e.g. using *pvsadsyn*), as it has the effect of increasing the frequency resolution of the analysis, and hence the accuracy of the

resynthesis. As noted above, *iwinsize* determines the overall latency of the analysis/resynthesis system. In many cases, and especially in the absence of pitch modifications, it will be found that setting *iwinsize*=*ifftsize* works very well, and offers the lowest latency.

iwintype – The shape of the analysis window. Currently only two choices are implemented:

- 0 = Hamming window
- 1 = von Hann window

Both are also supported by the PVOC-EX file format. The window type is stored as an internal attribute of the *fsig*, together with the other parameters (see *pvsinfo*). Other types may be implemented later on (e.g. the Kaiser window, also supported by PVOC-EX), though an obvious alternative is to enable windows to be defined via a function table. The main issue here is the constraint of f-tables to power-of-two sizes, so this method does not offer a complete solution. Most users will find the Hamming window meets all normal needs, and can be regarded as the default choice.

iformat – (optional) The analysis format. Currently only one format is implemented by this opcode:

- 0 = amplitude + frequency

This is the classic phase vocoder format; easy to process, and a natural format for oscillator-bank resynthesis. It would be very easy (tempting, one might say) to treat an *fsig* frame not purely as a phase vocoder frame but as a generic additive synthesis frame. It is indeed possible to use an *fsig* this way, but it is important to bear in mind that the two are not, strictly speaking, directly equivalent.

Other important formats (supported by PVOC-EX) are:

- 1 = amplitude + phase
- 2 = complex (real + imaginary)

iformat is provided in case it proves useful later to add support for these other formats. Formats 0 and 1 are very closely related (as the phase is “wrapped” in both cases - it is a trivial matter to convert from one to the other), but the complex format might warrant a second explicit signal type (a “*csig*”) specifically for convolution-based processes, and other processes where the full complement of arithmetic operators may be useful.

iinit – (optional) Skip reinitialization. This is not currently implemented for any of these opcodes, and it remains to be seen if it is even practical.

Examples

```
ain  in           ; live source
fin  pvsanal     ain,1024,256,2048,0 ; analyse, using Hamming
fout pvsmaska    fin,1,0.75         ; apply eq from f-table
aout pvsynth     fout              ; and resynthesize
```

Credits

Author: Richard Dobson August 2001

New in version 4.13

19.532. *pvcross*

pvcross – Performs cross-synthesis between two source *fsigs*.

Description

Performs cross-synthesis between two source fsigs.

Syntax

fsig **pvscross** fsrc, fdest, kamp1, kamp2

Performance

The operation of this opcode is identical to that of *pvcross* (q.v.), except in using *fsig* s rather than analysis files, and the absence of spectral envelope preservation. The amplitudes from *fsrc* are applied to *fdest* , using scale factors *kamp1* and *kamp2* respectively. *kamp1* and *kamp2* must not exceed the range 0 to 1.

With this opcode, cross-synthesis can be performed on real-time audio input, by using *pvsanal* to generate *fsrc* and *fdest* . These must have the same format.

Examples

```
kcross  linseg    0,p3/3,0,p3/3,1,p3/3,1 ; progressive cross-synthesis
fcross  pvscross  fsig1,fsig2,1-kcross,kcross
across  pvsynth   fcross
```

Credits

Author: Richard Dobson August 2001

November 2003. Thanks to Kanata Motohashi, fixed the link to the *pvcross* opcode.

New in version 4.13

19.533. pvsfread

pvsfread – Read a selected channel from a PVOC-EX analysis file.

Description

Create an fsig stream by reading a selected channel from a PVOC-EX analysis file loaded into memory, with frame interpolation. Only format 0 files (amplitude+frequency) are currently supported. The operation of this opcode mirrors that of *pvoc*, but outputs an fsig instead of a resynthesized signal.

Syntax

fsig **pvsfread** ktimpt, ifn [, ichan]

Initialization

ifn – Name of the analysis file. This must have the .pvx file extension.

A multi-channel PVOC-EX file can be generated using the extended *pvanal utility* .

ichan – (optional) The channel to read (counting from 0). Default is 0.

Performance

ktimpt – Time pointer into analysis file, in seconds. See the description of the same parameter of *pvoc* for usage.

Note that analysis files can be very large, especially if multi-channel. Reading such files into memory will very likely incur breaks in the audio during real-time performance. As the file is read only once, and is then available to all other interested opcodes, it can be expedient to arrange for a dedicated instrument to preload all such analysis files at startup.

Examples

```
idur filelen "test.pvx" ; find dur of (stereo) analysis file
kpos line 0,p3,idur ; to ensure we process whole file
fsigr pvsfread kpos,"test.pvx",1 ; create fsig from R channel
```

(NB: as this example shows, the filelen opcode has been extended to accept both old and new analysis file formats).

Credits

Author: Richard Dobson August 2001

New in version 4.13

19.534. pvsftr

pvsftr – Reads amplitude and/or frequency data from function tables.

Description

Reads amplitude and/or frequency data from function tables.

Syntax

pvsftr *fsrc*, *ifna* [, *ifnf*]

Initialization

ifna – A table, at least inbins in size, that stores amplitude data. Ignored if *ifna* = 0

ifnf (optional) – A table, at least inbins in size, that stores frequency data. Ignored if *ifnf* = 0

Performance

fsrc – a PVOC-EX formatted source.

Enables the contents of *fsrc* to be exchanged with function tables for custom processing. Except when the frame overlap equals *ksmps* (which will generally not be the case), the frame data is not updated each control period. The data in *ifna* , *ifnf* should only be processed when *kflag* is set to 1. To process only frequency data, set *ifna* to zero.

19. Orchestra Opcodes and Operators

As the function tables are required only to store data from *fsrc* , there is no advantage in defining them in the score, and they should generally be created in the instrument, using *ftgen* .

By exporting amplitude data, say, from one *fsig* and importing it into another, basic cross-synthesis (as in *pvsftr*) can be performed, with the option to modify the data beforehand using the table manipulation opcodes.

Note that the format data in the source *fsig* is not written to the tables. This therefore offers a means of transferring amplitude and frequency data between non-identical *fsigs*. Used this way, these opcodes become potentially pathological, and can be relied upon to produce unexpected results. In such cases, resynthesis using *pvsadsyn* would almost certainly be required.

To perform a straight copy from one *fsig* to another one of identical format, the conventional assignment syntax can be used:

```
fsig1 = fsig2
```

It is not necessary to use function tables in this case.

Examples

```
ifn      ftgen      0,0,inbins,10,1      ; make ftable
kflag    pvsftw     fsrc,ifn             ; export amps to table,
kamp     init      0
if      kflag==0    kgoto contin        ; only proc when frame is ready
; kill lowest bins, for obvious effect
      tablew      kamp,1,ifn
      tablew      kamp,2,ifn
      tablew      kamp,3,ifn
      tablew      kamp,4,ifn
; read modified data back to fsrc
      pvsftr      fsrc,ifn
contin:
; and resynth
aout     pvsynth    fsrc
```

See Also

pvsftw

Credits

Author: Richard Dobson August 2001

New in version 4.13

19.535. pvsftw

pvsftw – Writes amplitude and/or frequency data to function tables.

Description

Writes amplitude and/or frequency data to function tables.

Syntax

```
kflag pvsftw fsrc, ifna [, ifnf]
```

Initialization

ifna – A table, at least *inbins* in size, that stores amplitude data. Ignored if *ifna* = 0

ifnf – A table, at least *inbins* in size, that stores frequency data. Ignored if *ifnf* = 0

Performance

kflag – A flag that has the value of 1 when new data is available, 0 otherwise.

fsrc – a PVOC-EX formatted source.

Enables the contents of *fsrc* to be exchanged with function tables, for custom processing. Except when the frame overlap equals *ksmps* (which will generally not be the case), the frame data is not updated each control period. The data in *ifna* , *ifnf* should only be processed when *kflag* is set to 1. To process only frequency data, set *ifna* to zero.

As the functions tables are required only to store data from *fsrc* , there is no advantage in defining them in the score. They should generally be created in the instrument using *ftgen* .

By exporting amplitude data, say, from one *fsig* and importing it into another, basic cross-synthesis (as in *pvsacross*) can be performed, with the option to modify the data beforehand using the table manipulation opodes.

Note that the format data in the source *fsig* is not written to the tables. This therefore offers a means of transferring amplitude and frequency data between non-identical *fsigs*. Used this way, these opcodes become potentially pathological, and can be relied upon to produce unexpected results. In such cases, resynthesis using *pvsadsyn* would almost certainly be required.

To perform a straight copy from one *fsig* to another one of identical format, the conventional assignment syntax can be used:

```
fsig1 = fsig2
```

It is not necessary to use function tables in this case.

Examples

```
ifn      ftgen      0,0,inbins,10,1      ; make ftable
kflag    pvsftw     fsrc,ifn            ; export amps to table,
kamp     init      0
if       kflag==0   kgoto contin      ; only proc when frame is ready
; kill lowest bins, for obvious effect
          tablew    kamp,1,ifn
          tablew    kamp,2,ifn
          tablew    kamp,3,ifn
          tablew    kamp,4,ifn
; read modified data back to fsrc
          pvsftr     fsrc,ifn
contin:
; and resynth
aout     pvsynth    fsrc
```

See Also

pvsftr

Credits

Author: Richard Dobson August 2001

New in version 4.13

19.536. pvsinfo

pvsinfo – Get information from a PVOC-EX formatted source.

Description

Get format information about fsrc, whether created by an opcode such as pvsanal, or obtained from a PVOC-EX file by pvsfread. This information is available at init time, and can be used to set parameters for other pvs opcodes, and in particular for creating function tables (e.g. for pvsftw), or setting the number of oscillators for pvsadsyn.

Syntax

ioverlap, inumbins, iwinsize, iformat **pvsinfo** fsrc

Initialization

ioverlap – The stream overlap size.

inumbins – The number of analysis bins (amplitude+frequency) in fsrc. The underlying FFT size is calculated as (inumbins -1) * 2.

iwinsize – The analysis window size. May be larger than the FFT size.

iformat – The analysis frame format. If fsrc is created by an opcode, iformat will always be 0, signifying amplitude+frequency. If fsrc is defined from a PVOC-EX file, iformat may also have the value 1 or 2 (amplitude+phase, complex).

Examples

```
fin          pvsfread  "test.pvx"      ; import pvocex file
iovl,inb,iws,ifmt  pvsinfo  fin        ; get inumbins info
ifn          ftgen     0,0,inb,10,1    ; and create f-table
```

Credits

Author: Richard Dobson August 2001

New in version 4.13

19.537. pvsmaska

pvsmaska – Modify amplitudes using a function table, with dynamic scaling.

Description

Modify amplitudes of fsrc using function table, with dynamic scaling.

Syntax

fsig **pvsmaska** fsrc, ifn, kdepth

Initialization

ifn – The f-table to use. Given *fsrc* has *N* analysis bins, table *ifn* must be of size *N* or larger. The table need not be normalized, but values should lie within the range 0 to 1. It can be supplied from the score in the usual way, or from within the orchestra by using *pvsinfo* to find the size of *fsrc*, (returned by *pvsinfo* in *inbins*), which can then be passed to *ftgen* to create the f-table.

Performance

kdepth – Controls the degree of modification applied to *fsrc*, using simple linear scaling. 0 leaves amplitudes unchanged, 1 applies the full profile of *ifn*.

Note that power-of-two FFT sizes are particularly convenient when using table-based processing, as the number of analysis bins (*inbins*) is then a power-of-two plus one, for which an exactly matching f-table can be created. In this case it is important that the f-table be created with a size of *inbins*, rather than as a power of two, as the latter will copy the first table value to the guard point, which is inappropriate for this opcode.

Examples

Example 1. Example (using score-supplied f-table, assuming *fsig* *fftsize* = 1024)

```
; score f-table using cubic spline to define shaped peaks
f1 0 513 8 0 2 1 3 0 4 1 6 0 10 1 12 0 16 1 32 0 1 0 436 0

asig buzz      20000,199,50,3      ; pulsewave source
fsig pvsanal   asig,1024,256,1024,0 ; create fsig
kmod linseg    0,p3/2,1,p3/2,0     ; simple control sig

fsig pvsmaska  fsig,2,kmod         ; apply weird eq to fsig
aout pvsynth   fsig               ; resynthesize,
dispfft aout,0.1,1024             ; and view the effect
```

This also illustrates that the usual Csound behaviour applies to *fsigs*; the same name can be used for both input and output.

Credits

Author: Richard Dobson August 2001

New in version 4.13

19.538. pvsynth

pvsynth – Resynthesize using a FFT overlap-add.

Description

Resynthesize using a FFT overlap-add.

Syntax

ar **pvsynth** *fsrc*, [*iinit*]

Performance

ar – output audio signal

fsrc – input signal

iinit – not yet implemented.

Examples

Example 1. Example (using score-supplied f-table, assuming fsig fftsize = 1024)

```
; score f-table using cubic spline to define shaped peaks
f1 0 513 8 0 2 1 3 0 4 1 6 0 10 1 12 0 16 1 32 0 1 0 436 0

asig  buzz      20000,199,50,3      ; pulsewave source
fsig  pvsanal   asig,1024,256,1024,0 ; create fsig
kmod  linseg    0,p3/2,1,p3/2,0     ; simple control sig

fsig  pvsmaska  fsig,2,kmod         ; apply weird eq to fsig
aout  pvsynth   fsig                ; resynthesize,
      dispfft   aout,0.1,1024      ; and view the effect
```

This also illustrates that the usual Csound behaviour applies to fsigs; the same name can be used for both input and output.

See Also

pvsadsyn

Credits

Author: Richard Dobson August 2001

New in version 4.13

February 2004. Thanks to a note from Francisco Vila, updated the example.

19.539. ^

^ – “Power of” operator.

Description

Arithmetic operators perform operations of change-sign (negate), don't-change-sign, logical AND logical OR, add, subtract, multiply and divide. Note that a value or an expression may fall between two of these operators, either of which could take it as its left or right argument, as in

$a + b * c$.

In such cases three rules apply:

1. * and / bind to their neighbors more strongly than + and −. Thus the above expression is taken as

$a + (b * c)$

with * taking b and c and then + taking a and $b * c$.

2. `+` and `@@`; bind more strongly than `&&`, which in turn is stronger than `||`:

`a && b - c || d`
is taken as

`(a && (b - c)) || d`

3. When both operators bind equally strongly, the operations are done left to right:

`a - b - c i`
is taken as

`(a - b) - c`

Parentheses may be used as above to force particular groupings.

The operator `^` raises *a* to the *b* power. *b* may not be audio-rate. Use with caution as precedence may not work correctly. See *pow*. (New in Csound version 3.493.)

Syntax

`a ^ b` (*b* not audio-rate)

where the arguments *a* and *b* may be further expressions.

Examples

Here is an example of the `^` operator. It uses the files *raises.orc* and *raises.sco*.

Example 1. Example of the `^` operator.

```
/* raises.orc */
; Initialize the global variables.
sr = 44100
kr = 4410
ksmps = 10
nchnls = 1

; Instrument #1.
instr 1
  i1 = 2 ^ 12
  print i1
endin
/* raises.orc */
```

```
/* raises.sco */
; Play Instrument #1 for one second.
i 1 0 1
e
/* raises.sco */
```

Its output should include a line like this:

```
instr 1: i1 = 4096.000
```

See Also

`-`, `+`, `@@`, `||`, `*`, `/`, `%`

Credits

Example written by Kevin Conder.

19.540. rand

rand – Generates a controlled random number series.

Description

Output is a controlled random number series between $-amp$ and $+amp$

Syntax

ar **rand** xamp [, iseed] [, isel] [, ibase]

kr **rand** xamp [, iseed] [, isel] [, ibase]

Initialization

iseed (optional, default=0.5) – a seed value for the recursive pseudo-random formula. A value between 0 and 1 will produce an initial output of $kamp * iseed$. A value greater than 1 will be seeded from the system clock. A negative value will cause seed re-initialization to be skipped. The default seed value is .5.

isel (optional, default=0) – if zero, a 16-bit number is generated. If non-zero, a 31-bit random number is generated. Default is 0.

ioffset (optional, default=0) – a base value added to the random result. New in Csound version 4.03.

Performance

kamp, *xamp* – range over which random numbers are distributed.

kcps, *xcps* – the frequency which new random numbers are generated.

The internal pseudo-random formula produces values which are uniformly distributed over the range $kamp$ to $-kamp$. *rand* will thus generate uniform white noise with an R.M.S value of $kamp / \text{root } 2$.

The remaining units produce band-limited noise: the *kcps* and *xcps* parameters permit the user to specify that new random numbers are to be generated at a rate less than the sampling or control frequencies.

Examples

Here is an example of the rand opcode. It uses the files *rand.orc* and *rand.sco*.

Example 1. Example of the rand opcode.

```
/* rand.orc */
; Initialize the global variables.
sr = 44100
kr = 4410
ksmps = 10
```



```
nchnls = 1
; Instrument #1.
instr 1
; Choose a random frequency between 4,100 and 44,100.
kfreq rand 20000
kcps = kfreq + 24100

a1 oscil 30000, kcps, 1
out a1
endin
/* rand.orc */
```

```
/* rand.sco */
; Table #1, a sine wave.
f 1 0 16384 10 1

; Play Instrument #1 for one second.
i 1 0 1
e
/* rand.sco */
```

See Also

randh , *randi*

Credits

Example written by Kevin Conder.

Thanks to a note from John ffitch, I changed the names of the parameters.

19.541. randh

randh – Generates random numbers and holds them for a period of time.

Description

Generates random numbers and holds them for a period of time.

Syntax

ar **randh** xamp, xcps [, iseed] [, isize] [, ioffset]

kr **randh** kamp, kcps [, iseed] [, isize] [, ioffset]

Initialization

iseed (optional, default=0.5) – seed value for the recursive pseudo-random formula. A value between 0 and +1 will produce an initial output of $kamp * iseed$. A value greater than 1 will be used directly, without scaling. A negative value will cause seed re-initialization to be skipped. The default seed value is .5.

isize (optional, default=0) – if zero, a 16 bit number is generated. If non-zero, a 31-bit random number is generated. Default is 0.

ioffset (optional, default=0) – a base value added to the random result. New in Csound version 4.03.

Performance

kamp, *xamp* – range over which random numbers are distributed.

kcps, *xcps* – the frequency which new random numbers are generated.

The internal pseudo-random formula produces values which are uniformly distributed over the range $-kamp$ to $+kamp$. *rand* will thus generate uniform white noise with an R.M.S value of $kamp / \text{root } 2$.

The remaining units produce band-limited noise: the *kcps* and *xcps* parameters permit the user to specify that new random numbers are to be generated at a rate less than the sampling or control frequencies. *randh* will hold each new number for the period of the specified cycle.

Examples

Here is an example of the *randh* opcode. It uses the files *randh.orc* and *randh.sco*.

Example 1. Example of the *randh* opcode.

```
/* randh.orc */
; Initialize the global variables.
sr = 44100
kr = 4410
ksmps = 10
nchnls = 1

; Instrument #1.
instr 1
; Choose a random frequency between 4,100 and 44,100.
; Generate new random numbers at 220 Hz.
; kamp = 40000
; kcps = 220
; iseed = 0.5
; isize = 0
; ioffset = 4100

kcps randh 40000, 220, 0.5, 0, 4100

a1 oscil 30000, kcps, 1
out a1
endin
/* randh.orc */
```

```
/* randh.sco */
; Table #1, a sine wave.
f 1 0 16384 10 1

; Play Instrument #1 for one second.
i 1 0 1
e
/* randh.sco */
```

See Also

rand, *randi*

Credits

Example written by Kevin Conder.

19.542. *randi*

rand – Generates a controlled random number series with interpolation between each new number.

Description

Generates a controlled random number series with interpolation between each new number.

Syntax

ar **randi** xamp, xcps [, iseed] [, isize] [, ioffset]

kr **randi** kamp, kcps [, iseed] [, isize] [, ioffset]

Initialization

iseed (optional, default=0.5) – seed value for the recursive pseudo-random formula. A value between 0 and +1 will produce an initial output of $kamp * iseed$. A value greater than 1 will be used directly, without scaling. A negative value will cause seed re-initialization to be skipped. The default seed value is .5.

isize (optional, default=0) – if zero, a 16 bit number is generated. If non-zero, a 31-bit random number is generated. Default is 0.

ioffset (optional, default=0) – a base value added to the random result. New in Csound version 4.03.

Performance

kamp, *xamp* – range over which random numbers are distributed.

kcps, *xcps* – the frequency which new random numbers are generated.

The internal pseudo-random formula produces values which are uniformly distributed over the range $kamp$ to $-kamp$. *rand* will thus generate uniform white noise with an R.M.S value of $kamp / \text{root } 2$.

The remaining units produce band-limited noise: the *kcps* and *xcps* parameters permit the user to specify that new random numbers are to be generated at a rate less than the sampling or control frequencies. *randi* will produce straight-line interpolation between each new number and the next.

Examples

Here is an example of the randi opcode. It uses the files *randi.orc* and *randi.sco*.

Example 1. Example of the randi opcode.

```

/* randi.orc */
; Initialize the global variables.
sr = 44100
kr = 4410
ksmps = 10
nchnls = 1

; Instrument #1.
instr 1
; Choose a random frequency between 4,100 and 44,100.
; Generate new random numbers at 10 Hz.
; kamp = 40000
; kcps = 10
; iseed = 0.5
; isize = 0
; ioffset = 4100

kcps randi 40000, 10, 0.5, 0, 4100

a1 oscil 30000, kcps, 1
out a1

```

```
endin
/* randi.orc */

/* randi.sco */
; Table #1, a sine wave.
f 1 0 16384 10 1

; Play Instrument #1 for one second.
i 1 0 1
e
/* randi.sco */
```

See Also

rand , *randh*

Credits

Example written by Kevin Conder.

19.543. random

random – Generates is a controlled pseudo-random number series between min and max values.

Description

Generates is a controlled pseudo-random number series between min and max values.

Syntax

ar **random** kmin, kmax

ir **random** imin, imax

kr **random** kmin, kmax

Initialization

imin – minimum range limit

imax – maximum range limit

Performance

kmin – minimum range limit

kmax – maximum range limit

The *random* opcode is similar to *linrand* and *trirand* but sometimes I [Gabriel Maldonado] find it more convenient because allows the user to set arbitrary minimum and maximum values.

Examples

Here is an example of the `random` opcode. It uses the files *random.orc* and *random.sco*.

Example 1. Example of the `random` opcode.

```
/* random.orc */
; Initialize the global variables.
sr = 44100
kr = 4410
ksmps = 10
nchnls = 1

; Instrument #1.
instr 1
; Generate a random number between 220 and 440.
kmin init 220
kmax init 440
k1 random kmin, kmax

printks "k1 = %f\n", 0.1, k1
endin
/* random.orc */
```

```
/* random.sco */
; Play Instrument #1 for one second.
i 1 0 1
e
/* random.sco */
```

Its output should include lines like:

```
k1 = 414.232056
k1 = 419.393402
k1 = 275.376373
```

See Also

linrand, *randomh*, *randomi*, *trirand*

Credits

Author: Gabriel Maldonado

Example written by Kevin Conder.

19.544. *randomh*

randomh – Generates random numbers with a user-defined limit and holds them for a period of time.

Description

Generates random numbers with a user-defined limit and holds them for a period of time.

Syntax

ar **randomh** kmin, kmax, acps

kr **randomh** kmin, kmax, kcps

Performance

kmin – minimum range limit

kmax – maximum range limit

kcps, *acps* – rate of random break-point generation

The *randomh* opcode is similar to *randh* but allows the user to set arbitrary minimum and maximum values.

Examples

Here is an example of the *randomh* opcode. It uses the files *randomh.orc* and *randomh.sco*.

Example 1. Example of the *randomh* opcode.

```
/* randomh.orc */
; Initialize the global variables.
sr = 44100
kr = 4410
ksmps = 10
nchnls = 1

; Instrument #1.
instr 1
; Choose a random frequency between 220 and 440 Hz.
; Generate new random numbers at 10 Hz.
kmin = 220
kmax = 440
kcps = 10

k1 randomh kmin, kmax, kcps

printks "k1 = %f\n", 0.1, k1
endin
/* randomh.orc */
```

```
/* randh.sco */
; Table #1, a sine wave.
f 1 0 16384 10 1

; Play Instrument #1 for one second.
i 1 0 1
e
/* randh.sco */
```

Its output should include lines like:

```
k1 = 220.000000
k1 = 414.232056
k1 = 284.095184
```

See Also

randh, *random*, *randomi*

Credits

Author: Gabriel Maldonado

Example written by Kevin Conder.

19.545. *randomi*

randomi – Generates a user-controlled random number series with interpolation between each new number.

Description

Generates a user-controlled random number series with interpolation between each new number.

Syntax

ar **randomi** kmin, kmax, acps

kr **randomi** kmin, kmax, kcps

Performance

kmin – minimum range limit

kmax – maximum range limit

kcps, *acps* – rate of random break-point generation

The *randomi* opcode is similar to *randi* but allows the user to set arbitrary minimum and maximum values.

Examples

Here is an example of the *randomi* opcode. It uses the files *randomi.orc* and *randomi.sco* .

Example 1. Example of the *randomi* opcode.

```
/* randomi.orc */
; Initialize the global variables.
sr = 44100
kr = 4410
ksmps = 10
nchnls = 1

; Instrument #1.
instr 1
; Choose a random frequency between 220 and 440.
; Generate new random numbers at 10 Hz.
kmin init 220
kmax init 440
kcps init 10

k1 randomi kmin, kmax, kcps

printks "k1 = %f\n", 0.1, k1
endin
/* randomi.orc */
```

```
/* randomi.sco */
; Play Instrument #1 for one second.
i 1 0 1
e
/* randomi.sco */
```

Its output should include lines like:

```
k1 = 220.000000
k1 = 414.226196
k1 = 284.101074
```

See Also

randi , *random* , *randomh*

Credits

Author: Gabriel Maldonado

Example written by Kevin Conder.

19.546. readclock

readclock – Reads the value of an internal clock.

Description

Reads the value of an internal clock.

Syntax

ir readclock inum

Initialization

inum – the number of a clock. There are 32 clocks numbered 0 through 31. All other values are mapped to clock number 32.

ir – value at i-time, of the clock specified by *inum*

Performance

Between a *clockon* and a *clockoff* opcode, the CPU time used is accumulated in the clock. The precision is machine dependent but is the millisecond range on UNIX and Windows systems. The *readclock* opcode reads the current value of a clock at initialization time.

Examples

Here is an example of the *readclock* opcode. It uses the files *readclock.orc* and *readclock.sco* .

Example 1. Example of the *readclock* opcode.

```
/* readclock.orc */
; Initialize the global variables.
sr = 44100
kr = 44100
ksmps = 1
nchnls = 1

; Instrument #1.
instr 1
; Start clock #1.
clockon 1
; Do something that keeps Csound busy.
a1 oscili 10000, 440, 1
out a1
; Stop clock #1.
clockoff 1
```



```

; Print the time accumulated in clock #1.
i1 readclock 1
print i1
endin
/* readclock.orc */

/* readclock.sco */
; Initialize the function tables.
; Table 1: an ordinary sine wave.
f 1 0 32768 10 1

; Play Instrument #1 for one second starting at 0:00.
i 1 0 1
; Play Instrument #1 for one second starting at 0:01.
i 1 1 1
; Play Instrument #1 for one second starting at 0:02.
i 1 2 1
e
/* readclock.sco */

```

Its output should include lines like this:

```

instr 1: i1 = 0.000
instr 1: i1 = 90.000
instr 1: i1 = 180.000

```

See Also

clockoff , *clockon*

Credits

Author: John fitch University of Bath/Codemist Ltd. Bath, UK July, 1999

Example written by Kevin Conder.

New in Csound version 3.56

19.547. readk

readk – Periodically reads an orchestra control-signal value from an external file.

Description

Periodically reads an orchestra control-signal value to a named external file in a specific format.

Syntax

kr **readk** ifilename, iformat, ipol [, interp]

Initialization

ifilename – character string (in double quotes, spaces permitted) denoting the external file name. May either be a full path name with target directory specified or a simple filename to be created within the current directory

iformat – specifies the output data format:

- 1 = 8-bit signed char(high order 8 bits of a 16-bit integer)

19. Orchestra Opcodes and Operators

- 4 = 16-bit short integers
- 5 = 32-bit long integers
- 6 = 32-bit floats, 7=ASCII long integers
- 8 = ASCII floats (2 decimal places)

Note that A-law and U-law output are not available, and that all formats except the last two are binary. The output file contains no header information.

iprd – the period of *ksig* output in seconds, rounded to the nearest orchestra control period. A value of 0 implies one control period (the enforced minimum), which will create an output file sampled at the orchestra control rate.

ipol – if non-zero, and *iprd* implies more than one control period, interpolate the k- signals between the periodic reads from the external file. If the value is 0, repeat each signal between frames. Currently not supported.

Performance

kr – a control-rate signal

This opcode allows a generated control signal value to be read from a named external file. The file contains no self-defining header information. But it contains a regularly sampled time series, suitable for later input or analysis. There may be any number of *readk* opcodes in an instrument or orchestra and they may read from the same or different files.

Examples

```
knum      =          knum+1          ; at each k-period
ktemp     tempest
krms, .02, .1, 3, 2, 800, .005, 0, 60, 4, .1, .995 ; estimate the tempo
kocst     specptrk
wsig, 6, .9, 0          ; and the pitch
          dumpk3
          knum, ktemp, cpsoct(kocst), "what_happened_when", 8 0 ;& save them
```

See Also

dumpk , *dumpk2* , *dumpk3* , *dumpk4* , *readk2* , *readk3* , *readk4*

19.548. readk2

readk2 – Periodically reads two orchestra control-signal values from an external file.

Description

Periodically reads two orchestra control-signal values from an external file.

Syntax

kr1, *kr2* **readk2** *ifilename*, *iformat*, *ipol* [, *interp*]

Initialization

iflname – character string (in double quotes, spaces permitted) denoting the external file name. May either be a full path name with target directory specified or a simple filename to be created within the current directory

iformat – specifies the output data format:

- 1 = 8-bit signed char (high order 8 bits of a 16-bit integer)
- 4 = 16-bit short integers
- 5 = 32-bit long integers
- 6 = 32-bit floats, 7=ASCII long integers
- 8 = ASCII floats (2 decimal places)

Note that A-law and U-law output are not available, and that all formats except the last two are binary. The output file contains no header information.

iprd – the period of *ksig* output *i* seconds, rounded to the nearest orchestra control period. A value of 0 implies one control period (the enforced minimum), which will create an output file sampled at the orchestra control rate.

ipol – if non-zero, and *iprd* implies more than one control period, interpolate the *k*- signals between the periodic reads from the external file. If the value is 0, repeat each signal between frames. Currently not supported.

Performance

kr1, *kr2* – control-rate signals

This opcode allows two generated control signal values to be read from a named external file. The file contains no self-defining header information. But it contains a regularly sampled time series, suitable for later input or analysis. There may be any number of *readk2* opcodes in an instrument or orchestra and they may read from the same or different files.

Examples

```
knum      =          knum+1                ; at each k-period
ktemp     tempest
krms, .02, .1, 3, 2, 800, .005, 0, 60, 4, .1, .995 ;estimate the tempo
koc      specptrk
wsig, 6, .9, 0                ;and the pitch
dumpk3
knum, ktemp, cpsoct(koc), "what_happened_when", 8 0 ;& save them
```

See Also

dumpk , *dumpk2* , *dumpk3* , *dumpk4* , *readk* , *readk3* , *readk4*

19.549. readk3

readk3 – Periodically reads three orchestra control-signal values from an external file.

Description

Periodically reads three orchestra control-signal values from an external file.

Syntax

`kr1, kr2, kr3 readk3 ifilename, iformat, ipol [, interp]`

Initialization

ifilename – character string (in double quotes, spaces permitted) denoting the external file name. May either be a full path name with target directory specified or a simple filename to be created within the current directory

iformat – specifies the output data format:

- 1 = 8-bit signed char (high order 8 bits of a 16-bit integer)
- 4 = 16-bit short integers
- 5 = 32-bit long integers
- 6 = 32-bit floats, 7=ASCII long integers
- 8 = ASCII floats (2 decimal places)

Note that A-law and U-law output are not available, and that all formats except the last two are binary. The output file contains no header information.

iprd – the period of *ksig* output in seconds, rounded to the nearest orchestra control period. A value of 0 implies one control period (the enforced minimum), which will create an output file sampled at the orchestra control rate.

ipol – if non-zero, and *iprd* implies more than one control period, interpolate the *k*-signals between the periodic reads from the external file. If the value is 0, repeat each signal between frames. Currently not supported.

Performance

kr1, kr2, kr3 – control-rate signals

This opcode allows three generated control signal values to be read from a named external file. The file contains no self-defining header information. But it contains a regularly sampled time series, suitable for later input or analysis. There may be any number of *readk3* opcodes in an instrument or orchestra and they may read from the same or different files.

Examples

```
knum      =
          knum+1
          ; at each k-period
ktemp     tempest
          krms, .02, .1, 3, 2, 800, .005, 0, 60, 4, .1, .995 ; estimate the tempo
kocst     specptrk
          wsig, 6, .9, 0
          dumpk3
          knum, ktemp, cpsoct(kocst), "what_happened_when", 8 0 ;& save them
```

See Also

dumpk , *dumpk2* , *dumpk3* , *dumpk4* , *readk* , *readk2* , *readk4*

19.550. *readk4*

readk4 – Periodically reads four orchestra control-signal values from an external file.

Description

Periodically reads four orchestra control-signal values from an external file.

Syntax

kr1, *kr2*, *kr3*, *kr4* **readk4** *ifilename*, *ifformat*, *ipol* [, *interp*]

Initialization

ifilename – character string (in double quotes, spaces permitted) denoting the external file name. May either be a full path name with target directory specified or a simple filename to be created within the current directory

ifformat – specifies the output data format:

- 1 = 8-bit signed char (high order 8 bits of a 16-bit integer)
- 4 = 16-bit short integers
- 5 = 32-bit long integers
- 6 = 32-bit floats, 7=ASCII long integers
- 8 = ASCII floats (2 decimal places)

Note that A-law and U-law output are not available, and that all formats except the last two are binary. The output file contains no header information.

iprd – the period of *ksig* output *i* seconds, rounded to the nearest orchestra control period. A value of 0 implies one control period (the enforced minimum), which will create an output file sampled at the orchestra control rate.

ipol – if non-zero, and *iprd* implies more than one control period, interpolate the *k*- signals between the periodic reads from the external file. If the value is 0, repeat each signal between frames. Currently not supported.

Performance

kr1, *kr2*, *kr3*, *kr4* – control-rate signals.

This opcode allows four generated control signal values to be read from a named external file. The file contains no self-defining header information. But it contains a regularly sampled time series, suitable for later input or analysis. There may be any number of *readk4* opcodes in an instrument or orchestra and they may read from the same or different files.

Examples

19. Orchestra Opcodes and Operators

```
knum      =          knum+1          ; at each k-period
ktemp     tempest
krms, .02, .1, 3, 2, 800, .005, 0, 60, 4, .1, .995 ; estimate the tempo
koct      specptrk
wsig, 6, .9, 0          ; and the pitch
          dumpk3
          knum, ktemp, cpsoct(koct), "what_happened_when", 8 0 ;& save them
```

See Also

dumpk , *dumpk2* , *dumpk3* , *dumpk4* , *readk* , *readk2* , *readk3*

19.551. reinit

reinit – Suspends a performance while a special initialization pass is executed.

Description

Suspends a performance while a special initialization pass is executed.

Whenever this statement is encountered during a p-time pass, performance is temporarily suspended while a special Initialization pass, beginning at *label* and continuing to *rireturn* or *endin* , is executed. Performance will then be resumed from where it left off.

Syntax

reinit label

Examples

The following statements will generate an exponential control signal whose value moves from 440 to 880 exactly ten times over the duration p3. They use the files *reinit.orc* and *reinit.sco* .

Example 1. Example of the reinit opcode.

```
/* reinit.orc */
sr = 44100
kr = 44100
ksmps = 1
nchnls = 1

instr 1

reset:
    timeout 0, p3/10, contin
    reinit reset

contin:
    kLine expon 440, p3/10, 880
    aSig oscil 10000, kLine, 1
    out aSig
    rireturn

endin
/* reinit.orc */
```

```
/* reinit.sco */
f1 0 4096 10 1

i1 0 10
e
/* reinit.sco */
```

See Also

rigoto , *rireturn*

19.552. release

release – Indicates whether a note is in its “release” stage.

Description

Indicates whether a note is in its “release” stage.

Syntax

kflag release

Performance

kflag – indicates whether the note is in its “release” stage.

release outputs current note state. If current note is in the “release” stage (i.e. if its duration has been extended with *xtratum* opcode and if it has only just deactivated), then the *kflag* output argument is set to 1. Otherwise (in sustain stage of current note), *kflag* is set to 0.

This opcode is useful for implementing complex release-oriented envelopes.

Examples

```
instr
1 ;allows complex ADSR envelope with MIDI events
inum notnum

icps cpsmidi

iamp ampmid
i 4000
;
;----- complex envelope block -----
xtratum
1 ;extra-time, i.e. release dur
krel init
0
krel release
;outputs release-stage flag (0 or 1 values)
if (krel .5) kgoto
rel ;if in release-stage goto release section
;
;***** attack and sustain section *****
kmp1 linseg
0, .03, 1, .05, 1, .07, 0, .08, .5, 4, 1, 50, 1
kmp = kmp1*iamp
kgoto
done
;
;----- release section -----
rel:
kmp2 linseg
1, .3, .2, .7, 0
kmp = kmp1*kmp2*iamp
done:
;-----
a1 oscili
kmp, icps, 1
out
```

```
a1  
endin
```

See Also

xtratim

Credits

Author: Gabriel Maldonado Italy

New in Csound version 3.47

19.553. repluck

repluck – Physical model of the plucked string.

Description

repluck is an implementation of the physical model of the plucked string. A user can control the pluck point, the pickup point, the filter, and an additional audio signal, *axcite*. *axcite* is used to excite the 'string'. Based on the Karplus-Strong algorithm.

Syntax

ar **repluck** iplk, kamp, icps, kpick, krefl, axcite

Initialization

iplk – The point of pluck is *iplk*, which is a fraction of the way up the string (0 to 1). A pluck point of zero means no initial pluck.

icps – The string plays at *icps* pitch.

Performance

kamp – Amplitude of note.

kpick – Proportion of the way along the string to sample the output.

krefl – the coefficient of reflection, indicating the lossiness and the rate of decay. It must be strictly between 0 and 1 (it will complain about both 0 and 1).

Performance

axcite – A signal which excites the string.

Examples

Here is an example of the *repluck* opcode. It uses the files *repluck.orc* and *repluck.sco*.

Example 1. Example of the repluck opcode.


```

/* repluck.orc */
; Initialize the global variables.
sr = 44100
kr = 4410
ksmps = 10
nchnls = 1

; Instrument #1.
instr 1
  iplk = 0.75
  kamp = 30000
  icps = 220
  kpick = 0.75
  krefl = 0.5
  axcite oscil 1, 1, 1

  apluck repluck iplk, kamp, icps, kpick, krefl, axcite

  out apluck
endin
/* repluck.orc */

/* repluck.sco */
; Table #1, a sine wave.
f 1 0 16384 10 1

; Play Instrument #1 for two seconds.
i 1 0 2
e
/* repluck.sco */

```

See Also

wgpluck2

Credits

Author: John ffitch University of Bath/Codemist Ltd. Bath, UK 1997

19.554. reson

reson – A second-order resonant filter.

Description

A second-order resonant filter.

Syntax

ar **reson** asig, kcf, kbw [, iscl] [, iskip]

Initialization

iscl (optional, default=0) – coded scaling factor for resonators. A value of 1 signifies a peak response factor of 1, i.e. all frequencies other than kcf are attenuated in accordance with the (normalized) response curve. A value of 2 raises the response factor so that its overall RMS value equals 1. (This intended equalization of input and output power assumes all frequencies are physically present; hence it is most applicable to white noise.) A zero value signifies no scaling of the signal, leaving that to some later adjustment (see *balance*). The default value is 0.

19. Orchestra Opcodes and Operators

iskip (optional, default=0) – initial disposition of internal data space. Since filtering incorporates a feedback loop of previous output, the initial status of the storage space used is significant. A zero value will clear the space; a non-zero value will allow previous information to remain. The default value is 0.

Performance

ar – the output signal at audio rate.

asig – the input signal at audio rate.

kcf – the center frequency of the filter, or frequency position of the peak response.

kbw – bandwidth of the filter (the Hz difference between the upper and lower half-power points).

reson is a second-order filter in which *kcf* controls the center frequency, or frequency position of the peak response, and *kbw* controls its bandwidth (the frequency difference between the upper and lower half-power points).

Examples

Here is an example of the *reson* opcode. It uses the files *reson.orc* and *reson.sco*.

Example 1. Example of the *reson* opcode.

```
/* reson.orc */
; Initialize the global variables.
sr = 44100
kr = 4410
ksmps = 10
nchnls = 1

; Instrument #1.
instr 1
; Generate a sine waveform.
asine buzz 15000, 440, 3, 1

; Vary the cut-off frequency from 220 to 1280.
kcf line 220, p3, 1320
kbw init 20

; Run the sine through a resonant filter.
ares reson asine, kcf, kbw

; Give the filtered signal the same amplitude
; as the original signal.
a1 balance ares, asine
out a1
endin
/* reson.orc */
```

```
/* reson.sco */
; Table #1, an ordinary sine wave.
f 1 0 16384 10 1

; Play Instrument #1 for 4 seconds.
i 1 0 4
e
/* reson.sco */
```

See Also

areson, *aresonk*, *atone*, *atonek*, *port*, *portk*, *resonk*, *tone*, *tonek*

Credits

Example written by Kevin Conder.

19.555. resonk

resonk – A second-order resonant filter.

Description

A second-order resonant filter.

Syntax

kr **resonk** ksig, kcf, kbw [, iscl] [, iskip]

Initialization

iscl (optional, default=0) – coded scaling factor for resonators. A value of 1 signifies a peak response factor of 1, i.e. all frequencies other than *kcf* are attenuated in accordance with the (normalized) response curve. A value of 2 raises the response factor so that its overall RMS value equals 1. (This intended equalization of input and output power assumes all frequencies are physically present; hence it is most applicable to white noise.) A zero value signifies no scaling of the signal, leaving that to some later adjustment (see *balance*). The default value is 0.

iskip (optional, default=0) – initial disposition of internal data space. Since filtering incorporates a feedback loop of previous output, the initial status of the storage space used is significant. A zero value will clear the space; a non-zero value will allow previous information to remain. The default value is 0.

Performance

kr – the output signal at control-rate.

ksig – the input signal at control-rate.

kcf – the center frequency of the filter, or frequency position of the peak response.

kbw – bandwidth of the filter (the Hz difference between the upper and lower half-power points).

resonk is like *reson* except its output is at control-rate rather than audio rate.

See Also

areson , *aresonk* , *atone* , *atonek* , *port* , *portk* , *reson* , *tone* , *tonek*

19.556. resonr

resonr – A bandpass filter with variable frequency response.

Description

Implementations of a second-order, two-pole two-zero bandpass filter with variable frequency response.

Syntax

ar **resonr** asig, kcf, kbw [, iscl] [, iskip]

Initialization

The optional initialization variables for *resonr* are identical to the i-time variables for *reson* .

iscl (optional, default=0) – coded scaling factor for resonators. A value of 1 signifies a peak response factor of 1, i.e. all frequencies other than *kcf* are attenuated in accordance with the (normalized) response curve. A value of 2 raises the response factor so that its overall RMS value equals 1. This intended equalization of input and output power assumes all frequencies are physically present; hence it is most applicable to white noise. A zero value signifies no scaling of the signal, leaving that to some later adjustment (see *balance*). The default value is 0.

iskip (optional, default=0) – initial disposition of internal data space. Since filtering incorporates a feedback loop of previous output, the initial status of the storage space used is significant. A zero value will clear the space; a non-zero value will allow previous information to remain. The default value is 0.

Performance

asig – input signal to be filtered

kcf – cutoff or resonant frequency of the filter, measured in Hz

kbw – bandwidth of the filter (the Hz difference between the upper and lower half-power points)

resonr and *resonz* are variations of the classic two-pole bandpass resonator (*reson*). Both filters have two zeroes in their transfer functions, in addition to the two poles. *resonz* has its zeroes located at $z = 1$ and $z = -1$. *resonr* has its zeroes located at $+\sqrt{R}$ and $-\sqrt{R}$, where R is the radius of the poles in the complex z -plane. The addition of zeroes to *resonr* and *resonz* results in the improved selectivity of the magnitude response of these filters at cutoff frequencies close to 0, at the expense of less selectivity of frequencies above the cutoff peak.

resonr and *resonz* are very close to constant-gain as the center frequency is swept, resulting in a more efficient control of the magnitude response than with traditional two-pole resonators such as *reson* .

resonr and *resonz* produce a sound that is considerably different from *reson* , especially for lower center frequencies; trial and error is the best way of determining which resonator is best suited for a particular application.

Examples

Here is an example of the *resonr* and *resonz* opcodes. It uses the files *resonr.orc* and *resonr.sco* .

Example 1. Example of the *resonr* and *resonz* opcodes.

```
/* resonr.orc */
/* Written by Sean Costello */
; Orchestra file for resonant filter sweep of a sawtooth-like waveform.
; The outputs of reson, resonr, and resonz are scaled by coefficients
; specified in the score, so that each filter can be heard on its own
; from the same instrument.

sr = 44100
kr = 4410
ksmps = 10
nchnls = 1

instr 1
```

```

idur      =      p3
ibegfreq =      p4                ; beginning of sweep frequency
iendfreq =      p5                ; ending of sweep frequency
ibw       =      p6                ; bandwidth of filters in Hz
ifreq     =      p7                ; frequency of gbuzz that is to be filtered
iamp      =      p8                ; amplitude to scale output by
ires      =      p9                ; coefficient to scale amount of reson in
        output
iresr     =      p10               ; coefficient to scale amount of resonr in
        output
iresz     =      p11               ; coefficient to scale amount of resonz in
        output

; Frequency envelope for reson cutoff
kfreq     linseg ibegfreq, idur * .5, iendfreq, idur * .5, ibegfreq

; Amplitude envelope to prevent clicking
kenv      linseg 0, .1, iamp, idur - .2, iamp, .1, 0

; Number of harmonics for gbuzz scaled to avoid aliasing
iharms    =      (sr*.4)/ifreq

asig      gbuzz 1, ifreq, iharms, 1, .9, 1      ; "Sawtooth" waveform
ain       =      kenv * asig                    ; output scaled by amp envelope
ares      reson ain, kfreq, ibw, 1
aresr     resonr ain, kfreq, ibw, 1
aresz     resonz ain, kfreq, ibw, 1

        out ares * ires + aresr * iresr + aresz * iresz

endin
/* resonr.orc */

/* resonr.sco */
/* Written by Sean Costello */
f1 0 8192 9 1 1 .25                ; cosine table for gbuzz generator

i1 0 10 1 3000 200 100 4000 1 0 0    ; reson  output with bw = 200
i1 10 10 1 3000 200 100 4000 0 1 0   ; resonr output with bw = 200
i1 20 10 1 3000 200 100 4000 0 0 1   ; resonz output with bw = 200
i1 30 10 1 3000 50 200 8000 1 0 0    ; reson  output with bw = 50
i1 40 10 1 3000 50 200 8000 0 1 0    ; resonr output with bw = 50
i1 50 10 1 3000 50 200 8000 0 0 1    ; resonz output with bw = 50
e
/* resonr.sco */

```

Technical History

resonr and *resonz* were originally described in an article by Julius O. Smith and James B. Angell.¹ Smith and Angell recommended the *resonz* form (zeros at +1 and -1) when computational efficiency was the main concern, as it has one less multiply per sample, while *resonr* (zeroes at + and - the square root of the pole radius R) was recommended for situations when a perfectly constant-gain center peak was required.

Ken Steiglitz, in a later article², demonstrated that *resonz* had constant gain at the true peak of the filter, as opposed to *resonr*, which displayed constant gain at the pole angle. Steiglitz also recommended *resonz* for its sharper notches in the gain curve at zero and Nyquist frequency. Steiglitz's recent book³ features a thorough technical discussion of *reson* and *resonz*, while Dodge and Jerse's textbook⁴ illustrates the differences in the response curves of *reson* and *resonz*.

References

1. Smith, Julius O. and Angell, James B., "A Constant-Gain Resonator Tuned by a Single Coefficient," *Computer Music Journal*, vol. 6, no. 4, pp. 36-39, Winter 1982.
2. Steiglitz, Ken, "A Note on Constant-Gain Digital Resonators," *Computer Music Journal*, vol. 18, no. 4, pp. 8-10, Winter 1994.
3. Ken Steiglitz, *A Digital Signal Processing Primer, with Applications to Digital Audio and Computer Music*. Addison-Wesley Publishing Company, Menlo Park, CA, 1996.

19. Orchestra Opcodes and Operators

4. Dodge, Charles and Jerse, Thomas A., *Computer Music: Synthesis, Composition, and Performance*. New York: Schirmer Books, 1997, 2nd edition, pp. 211-214.

See Also

resonz

Credits

Author: Sean Costello Seattle, Washington 1999

New in Csound version 3.55

19.557. **resonx**

resonx – Emulates a stack of filters using the *reson* opcode.

Description

resonx is equivalent to a filters consisting of more layers of *reson* with the same arguments, serially connected. Using a stack of a larger number of filters allows a sharper cutoff. They are faster than using a larger number instances in a Csound orchestra of the old opcodes, because only one initialization and k-cycle are needed at time and the audio loop falls entirely inside the cache memory of processor.

Syntax

```
ar resonx asig, kcf, kbw [, inumlayer] [, iscl] [, iskip]
```

Initialization

inumlayer (optional) – number of elements in the filter stack. Default value is 4.

iscl (optional, default=0) – coded scaling factor for resonators. A value of 1 signifies a peak response factor of 1, i.e. all frequencies other than *kcf* are attenuated in accordance with the (normalized) response curve. A value of 2 raises the response factor so that its overall RMS value equals 1. (This intended equalization of input and output power assumes all frequencies are physically present; hence it is most applicable to white noise.) A zero value signifies no scaling of the signal, leaving that to some later adjustment (see *balance*). The default value is 0.

iskip (optional, default=0) – initial disposition of internal data space. Since filtering incorporates a feedback loop of previous output, the initial status of the storage space used is significant. A zero value will clear the space; a non-zero value will allow previous information to remain. The default value is 0.

Performance

asig – input signal

kcf – the center frequency of the filter, or frequency position of the peak response.

kbw – bandwidth of the filter (the Hz difference between the upper and lower half-power points)

See Also

atonex , *tonex*

Credits

Author: Gabriel Maldonado (adapted by John ffitch) Italy

New in Csound version 3.49

19.558. *resony*

resony – A bank of second-order bandpass filters, connected in parallel.

Description

A bank of second-order bandpass filters, connected in parallel.

Syntax

ar **resony** asig, kbf, kbw, inum, ksep [, isepmode] [, iscl] [, iskip]

Initialization

inum – number of filters

isepmode (optional, default=0) – if *isepmode* = 0, the separation of center frequencies of each filter is generated logarithmically (using octave as unit of measure). If *isepmode* not equal to 0, the separation of center frequencies of each filter is generated linearly (using Hertz). Default value is 0.

iscl (optional, default=0) – coded scaling factor for resonators. A value of 1 signifies a peak response factor of 1, i.e. all frequencies other than *kcf* are attenuated in accordance with the (normalized) response curve. A value of 2 raises the response factor so that its overall RMS value equals 1. (This intended equalization of input and output power assumes all frequencies are physically present; hence it is most applicable to white noise.) A zero value signifies no scaling of the signal, leaving that to some later adjustment (e.g. *balance*). The default value is 0.

iskip (optional, default=0) – initial disposition of internal data space. Since filtering incorporates a feedback loop of previous output, the initial status of the storage space used is significant. A zero value will clear the space; a non-zero value will allow previous information to remain. The default value is 0.

Performance

asig – audio input signal

kbf – base frequency, i.e. center frequency of lowest filter in Hz

kbw – bandwidth in Hz

ksep – separation of the center frequency of filters in octaves

resony is a bank of second-order bandpass filters, with k-rate variant frequency separation, base frequency and bandwidth, connected in parallel (i.e. the resulting signal is a mix of the output of

19. Orchestra Opcodes and Operators

each filter). The center frequency of each filter depends of *kbf* and *ksep* variables. The maximum number of filters is set to 100.

Examples

Here is an example of the *resony* opcode. It uses the files *resony.orc* , *resony.sco* , and *beats.wav* .

Example 1. Example of the *resony* opcode.

```
/* resony.orc */
; Initialize the global variables.
sr = 44100
kr = 4410
ksmps = 10
nchnls = 1

; Instrument #1.
instr 1
; Use a nice sawtooth waveform.
asig vco 32000, 220, 1

; Vary the base frequency from 60 to 600 Hz.
kbf line 60, p3, 600
kbw = 50
inum = 2
ksep = 1
isepmode = 0
iscl = 1

a1 resony asig, kbf, kbw, inum, ksep, isepmode, iscl

out a1
endin
/* resony.orc */
```

```
/* resony.sco */
; Table #1, a sine wave for the vco opcode.
f 1 0 16384 10 1

; Play Instrument #1 for two seconds.
i 1 0 2
e
/* resony.sco */
```

Credits

Author: Gabriel Maldonado Italy 1999

Example written by Kevin Conder.

New in Csound version 3.56

19.559. *resonz*

resonz – A bandpass filter with variable frequency response.

Description

Implementations of a second-order, two-pole two-zero bandpass filter with variable frequency response.

Syntax

ar **resonz** asig, kcf, kbw [, iscl] [, iskip]

Initialization

The optional initialization variables for *resonr* and *resonz* are identical to the i-time variables for *reson*.

iskip – initial disposition of internal data space. Since filtering incorporates a feedback loop of previous output, the initial status of the storage space used is significant. A zero value will clear the space; a non-zero value will allow previous information to remain. The default value is 0.

iscl – coded scaling factor for resonators. A value of 1 signifies a peak response factor of 1, i.e. all frequencies other than *kcf* are attenuated in accordance with the (normalized) response curve. A value of 2 raises the response factor so that its overall RMS value equals 1. This intended equalization of input and output power assumes all frequencies are physically present; hence it is most applicable to white noise. A zero value signifies no scaling of the signal, leaving that to some later adjustment (see *balance*). The default value is 0.

Performance

resonr and *resonz* are variations of the classic two-pole bandpass resonator (*reson*). Both filters have two zeroes in their transfer functions, in addition to the two poles. *resonz* has its zeroes located at $z = 1$ and $z = -1$. *resonr* has its zeroes located at $+\sqrt{R}$ and $-\sqrt{R}$, where R is the radius of the poles in the complex z -plane. The addition of zeroes to *resonr* and *resonz* results in the improved selectivity of the magnitude response of these filters at cutoff frequencies close to 0, at the expense of less selectivity of frequencies above the cutoff peak.

resonr and *resonz* are very close to constant-gain as the center frequency is swept, resulting in a more efficient control of the magnitude response than with traditional two-pole resonators such as *reson*.

resonr and *resonz* produce a sound that is considerably different from *reson*, especially for lower center frequencies; trial and error is the best way of determining which resonator is best suited for a particular application.

asig – input signal to be filtered

kcf – cutoff or resonant frequency of the filter, measured in Hz

kbw – bandwidth of the filter (the Hz difference between the upper and lower half-power points)

Technical History

resonr and *resonz* were originally described in an article by Julius O. Smith and James B. Angell.¹ Smith and Angell recommended the *resonz* form (zeros at +1 and -1) when computational efficiency was the main concern, as it has one less multiply per sample, while *resonr* (zeroes at $+\sqrt{R}$ and $-\sqrt{R}$) was recommended for situations when a perfectly constant-gain center peak was required.

Ken Steiglitz, in a later article², demonstrated that *resonz* had constant gain at the true peak of the filter, as opposed to *resonr*, which displayed constant gain at the pole angle. Steiglitz also recommended *resonz* for its sharper notches in the gain curve at zero and Nyquist frequency. Steiglitz's recent book³ features a thorough technical discussion of *reson* and *resonz*, while Dodge and Jerse's textbook⁴ illustrates the differences in the response curves of *reson* and *resonz*.

References

1. Smith, Julius O. and Angell, James B., "A Constant-Gain Resonator Tuned by a Single Coefficient," *Computer Music Journal*, vol. 6, no. 4, pp. 36-39, Winter 1982.

19. Orchestra Opcodes and Operators

2. Steiglitz, Ken, “A Note on Constant-Gain Digital Resonators,” *Computer Music Journal* , vol. 18, no. 4, pp. 8-10, Winter 1994.
3. Ken Steiglitz, *A Digital Signal Processing Primer, with Applications to Digital Audio and Computer Music* . Addison-Wesley Publishing Company, Menlo Park, CA, 1996.
4. Dodge, Charles and Jerse, Thomas A., *Computer Music: Synthesis, Composition, and Performance* . New York: Schirmer Books, 1997, 2nd edition, pp. 211-214.

See Also

resonr

Credits

Author: Sean Costello Seattle, Washington 1999

New in Csound version 3.55

19.560. reverb

reverb – Reverberates an input signal with a “natural room” frequency response.

Description

Reverberates an input signal with a “natural room” frequency response.

Syntax

ar **reverb** asig, krvt [, iskip]

Initialization

iskip (optional, default=0) – initial disposition of delay-loop data space (cf. *reson*). The default value is 0.

Performance

krvt – the reverberation time (defined as the time in seconds for a signal to decay to 1/1000, or 60dB down from its original amplitude).

A standard *reverb* unit is composed of four *comb* filters in parallel followed by two *alpass* units in series. Loop times are set for optimal “natural room response.” Core storage requirements for this unit are proportional only to the sampling rate, each unit requiring approximately 3K words for every 10KC. The *comb* , *alpass* , *delay* , *tone* and other Csound units provide the means for experimenting with alternate reverberator designs.

Since output from the standard *reverb* will begin to appear only after 1/20 second or so of delay, and often with less than three-fourths of the original power, it is normal to output both the source and the reverberated signal. If *krvt* is inadvertently set to a non-positive number, *krvt* will be reset automatically to 0.01. (New in Csound version 4.07.) Also, since the reverberated sound will persist long after the cessation of source events, it is normal to put *reverb* in a separate instrument

to which sound is passed via a *global variable* , and to leave that instrument running throughout the performance.

Examples

Here is an example of the reverb opcode. It uses the files *reverb.orc* and *reverb.sco* .

Example 1. Example of the reverb opcode.

```
/* reverb.orc */
; Initialize the global variables.
sr = 44100
kr = 4410
ksmps = 10
nchnls = 1

; init an audio receiver/mixer
ga1 init 0

; Instrument #1. (there may be many copies)
instr 1
; generate a source signal
a1 oscili 7000, cpspch(p4), 1
; output the direct sound
out a1
; and add to audio receiver
ga1 = ga1 + a1
endin

; (highest instr number executed last)
instr 99
; reverberate whatever is in ga1
a3 reverb ga1, 1.5
; and output the result
out a3
; empty the receiver for the next pass
ga1 = 0
endin
/* reverb.orc */
```

```
/* reverb.sco */
; Table #1, a sine wave.
f 1 0 128 10 1

; p4 = frequency (in a pitch-class)
; Play Instrument #1 for a tenth of a second, p4=6.00
i 1 0 0.1 6.00
; Play Instrument #1 for a tenth of a second, p4=6.02
i 1 1 0.1 6.02
; Play Instrument #1 for a tenth of a second, p4=6.04
i 1 2 0.1 6.04
; Play Instrument #1 for a tenth of a second, p4=6.06
i 1 3 0.1 6.06

; Make sure the reverb remains active.
i 99 0 6
e
/* reverb.sco */
```

See Also

alpass , *comb* , *valpass* , *vcomb*

Credits

Author: William “Pete” Moss University of Texas at Austin Austin, Texas USA January 2002

19.561. reverb2

`reverb2` – Same as the `nreverb` opcode.

Description

Same as the `nreverb` opcode.

Syntax

ar **reverb2** asig, ktime, khdif [, iskip] [,inumCombs] [, ifnCombs] [, inumAlpas] [, ifnAlpas]

19.562. rezy

`rezy` – A resonant low-pass filter.

Description

A resonant low-pass filter.

Syntax

ar **rezy** asig, xfco, xres [, imode]

Initialization

imode (optional, default=0) – high-pass or low-pass mode. If zero, *rezy* is low-pass. If not zero, *rezy* is high-pass. Default value is 0. (New in Csound version 3.50)

Performance

asig – input signal

xfco – filter cut-off frequency in Hz. As of version 3.50, may i-,k-, or a-rate.

xres – amount of resonance. Values of 1 to 100 are typical. Resonance should be one or greater. As of version 3.50, may a-rate, i-rate, or k-rate.

rezy is a resonant low-pass filter created empirically by Hans Mikelson.

Examples

Here is an example of the *rezy* opcode. It uses the files *rezy.orc* and *rezy.sco* .

Example 1. Example of the *rezy* opcode.

```
/* rezy.orc */
; Initialize the global variables.
sr = 44100
kr = 4410
ksmps = 10
nchnls = 1
```

```

; Instrument #1.
instr 1
; Use a nice sawtooth waveform.
asig vco 32000, 220, 1

; Vary the filter-cutoff frequency from .2 to 2 KHz.
kfco line 200, p3, 2000

; Set the resonance amount.
kres init 25

a1 rezy asig, kfco, kres

out a1
endin
/* rezy.orc */

/* rezy.sco */
; Table #1, a sine wave for the vco opcode.
f 1 0 16384 10 1

; Play Instrument #1 for three seconds.
i 1 0 3
e
/* rezy.sco */

```

See Also

biquad , *moogvcf*

Credits

Author: Hans Mikelson October 1998

Example written by Kevin Conder.

New in Csound version 3.49

19.563. *rigoto*

rigoto – Transfers control during a reinit pass.

Description

Similar to *igoto* , but effective only during a *reinit* pass (i.e., no-op at standard i-time). This statement is useful for bypassing units that are not to be reinitialized.

Syntax

rigoto label

See Also

cigoto , *igoto* , *reinit* , *rireturn*

19.564. *rireturn*

rireturn – Terminates a reinit pass.

Description

Terminates a *reinit* pass (i.e., no-op at standard i-time). This statement, or an *endin* , will cause normal performance to be resumed.

Syntax

rireturn

Examples

The following statements will generate an exponential control signal whose value moves from 440 to 880 exactly ten times over the duration p3. They use the files *reinit.orc* and *reinit.sco* .

Example 1. Example of the rireturn opcode.

```
/* reinit.orc */
sr = 44100
kr = 44100
ksmps = 1
nchnls = 1

instr 1

reset:
    timeout 0, p3/10, contin
    reinit reset

contin:
    kLine expon 440, p3/10, 880
    aSig oscil 10000, kLine, 1
    out aSig
    rireturn

endin
/* reinit.orc */
```

```
/* reinit.sco */
f1 0 4096 10 1

i1 0 10
e
/* reinit.sco */
```

See Also

reinit , *rigoto*

19.565. rms

rms – Determines the root-mean-square amplitude of an audio signal.

Description

Determines the root-mean-square amplitude of an audio signal.

Syntax

kr **rms** asig [, ihp] [, iskip]

Initialization

ihp (optional, default=10) – half-power point (in Hz) of a special internal low-pass filter. The default value is 10.

iskip (optional, default=0) – initial disposition of internal data space (see *reson*). The default value is 0.

Performance

asig – input audio signal

rms output values *kr* will trace the root-mean-square value of the audio input *asig* . This unit is not a signal modifier, but functions rather as a signal power-gauge.

Examples

```
asrc buzz
    10000,440, sr/440, 1 ; band-limited pulse train
a1  reson
    asrc, 1000,100      ; sent through
a2  reson
    a1,3000,500        ; 2 filters
afin balance
    a2, asrc           ; then balanced with source
```

See Also

balance , *gain*

19.566. rnd

rnd – Returns a random number in a unipolar range.

Description

Returns a random number in a unipolar range.

Syntax

rnd (x) (init- or control-rate only)

Where the argument within the parentheses may be an expression. These value converters sample a global random sequence, but do not reference *seed* . The result can be a term in a further expression.

Performance

Returns a random number in the unipolar range 0 to *x* .

Examples

Here is an example of the *rnd* opcode. It uses the files *rnd.orc* and *rnd.sco* .

Example 1. Example of the rnd opcode.

```
/* rnd.orc */
; Initialize the global variables.
sr = 44100
kr = 4410
ksmps = 10
nchnls = 1

; Instrument #1.
instr 1
; Generate a random number from 0 to 1.
i1 = rnd(1)
print i1
endin
/* rnd.orc */
```

```
/* rnd.sco */
; Play Instrument #1 for one second.
i 1 0 1
; Play Instrument #1 for one second.
i 1 1 1
e
/* rnd.sco */
```

Its output should include lines like this:

```
instr 1: i1 = 0.974
instr 1: i1 = 0.139
```

See Also

birnd

Credits

Author: Barry L. Vercoe MIT Cambridge, Massachusetts 1997

Example written by Kevin Conder.

19.567. rnd31

rnd31 – 31-bit bipolar random opcodes with controllable distribution.

Description

31-bit bipolar random opcodes with controllable distribution. These units are portable, i.e. using the same seed value will generate the same random sequence on all systems. The distribution of generated random numbers can be varied at k-rate.

Syntax

ax **rnd31** kscl, krpow [, iseed]

ix **rnd31** iscl, irpow [, iseed]

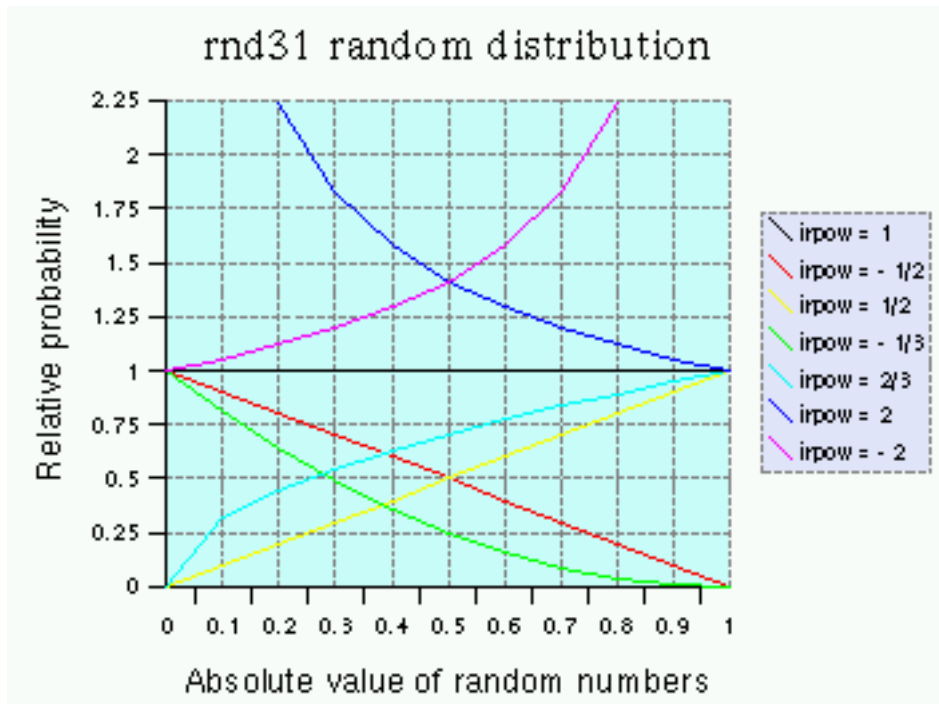
kx **rnd31** kscl, krpow [, iseed]

Initialization

ix – i-rate output value.

iscl – output scale. The generated random numbers are in the range -iscl to iscl.

irpow – controls the distribution of random numbers. If *irpow* is positive, the random distribution (x is in the range -1 to 1) is $abs(x) ^ ((1 / irpow) - 1)$; for negative *irpow* values, it is $(1 - abs(x)) ^ ((-1 / irpow) - 1)$. Setting *irpow* to -1, 0, or 1 will result in uniform distribution (this is also faster to calculate).



A graph of distributions for different values of *irpow*.

iseed (optional, default=0) – seed value for random number generator (positive integer in the range 1 to 2147483646 ($2^{31} - 2$)). Zero or negative value seeds from current time (this is also the default). Seeding from current time is guaranteed to generate different random sequences, even if multiple random opcodes are called in a very short time.

In the a- and k-rate version the seed is set at opcode initialization. With i-rate output, if *iseed* is zero or negative, it will seed from current time in the first call, and return the next value from the random sequence in successive calls; positive seed values are set at all i-rate calls. The seed is local for a- and k-rate, and global for i-rate units.

Notes

although seed values up to 2147483646 are allowed, it is recommended to use smaller numbers (< 10000)

Performance

ax – a-rate output value.

kx – k-rate output value.

kscl – output scale. The generated random numbers are in the range -kscl to kscl. It is the same as *iscl*, but can be varied at k-rate.

krpow – controls the distribution of random numbers. It is the same as *irpow*, but can be varied at k-rate.

Examples

Here is an example of the `rnd31` opcode at a-rate. It uses the files `rnd31.orc` and `rnd31.sco`.

Example 1. An example of the `rnd31` opcode at a-rate.

```
/* rnd31.orc */
; Initialize the global variables.
sr = 44100
kr = 4410
ksmps = 10
nchnls = 1

; Instrument #1.
instr 1
; Create random numbers at a-rate in the range -2 to 2 with
; a triangular distribution, seed from the current time.
a31 rnd31 2, -0.5

; Use the random numbers to choose a frequency.
afreq = a31 * 500 + 100

a1 oscil 30000, afreq, 1
out a1
endin
/* rnd31.orc */
```

```
/* rnd31.sco */
; Table #1, a sine wave.
f 1 0 16384 10 1

; Play Instrument #1 for one second.
i 1 0 1
e
/* rnd31.sco */
```

Here is an example of the `rnd31` opcode at k-rate. It uses the files `rnd31_krate.orc` and `rnd31_krate.sco`.

Example 2. An example of the `rnd31` opcode at k-rate.

```
/* rnd31_krate.orc */
; Initialize the global variables.
sr = 44100
kr = 4410
ksmps = 10
nchnls = 1

; Instrument #1.
instr 1
; Create random numbers at k-rate in the range -1 to 1
; with a uniform distribution, seed=10.
k1 rnd31 1, 0, 10

printks "k1=%f\\n", 0.1, k1
endin
/* rnd31_krate.orc */
```

```
/* rnd31_krate.sco */
; Play Instrument #1 for one second.
i 1 0 1
e
/* rnd31_krate.sco */
```

Its output should include lines like this:

```
k1=0.112106
k1=-0.274665
k1=0.403933
```

Here is an example of the `rnd31` opcode that uses the number 7 as a seed value. It uses the files `rnd31_seed7.orc` and `rnd31_seed7.sco`.

Example 3. An example of the `rnd31` opcode that uses the number 7 as a seed value.

```
/* rnd31_seed7.orc */
; Initialize the global variables.
sr = 44100
```

```

kr = 4410
ksmps = 10
nchnls = 1

; Instrument #1.
instr 1
; i-rate random numbers with linear distribution, seed=7.
; (Note that the seed was used only in the first call.)
i1 rnd31 1, 0.5, 7
i2 rnd31 1, 0.5
i3 rnd31 1, 0.5

print i1
print i2
print i3
endin
/* rnd31_seed7.orc */

/* rnd31_seed7.sco */
; Play Instrument #1 for one second.
i 1 0 1
e
/* rnd31_seed7.sco */

```

Its output should include lines like this:

```

instr 1: i1 = -0.649
instr 1: i2 = -0.761
instr 1: i3 = 0.677

```

Here is an example of the rnd31 opcode that uses the current time as a seed value. It uses the files *rnd31_time.orc* and *rnd31_time.sco*.

Example 4. An example of the rnd31 opcode that uses the current time as a seed value.

```

/* rnd31_time.orc */
; Initialize the global variables.
sr = 44100
kr = 4410
ksmps = 10
nchnls = 1

; Instrument #1.
instr 1
; i-rate random numbers with linear distribution,
; seeding from the current time. (Note that the seed
; was used only in the first call.)
i1 rnd31 1, 0.5, 0
i2 rnd31 1, 0.5
i3 rnd31 1, 0.5

print i1
print i2
print i3
endin
/* rnd31_time.orc */

/* rnd31_time.sco */
; Play Instrument #1 for one second.
i 1 0 1
e
/* rnd31_time.sco */

```

Its output should include lines like this:

```

instr 1: i1 = -0.691
instr 1: i2 = -0.686
instr 1: i3 = -0.358

```

Credits

Author: Istvan Varga

New in version 4.16

19.568. rspline

rspline – Generate random spline curves.

Description

Generate random spline curves.

Syntax

ar **rspline** xrangeMin, xrangeMax, kcpsMin, kcpsMax

kr **rspline** krangeMin, krangeMax, kcpsMin, kcpsMax

Performance

kr, *ar* – Output signal

xrangeMin, *xrangeMax* – Range of values of random-generated points

kcpsMin, *kcpsMax* – Range of point-generation rate. Min and max limits are expressed in cps.

xamp – Amplitude factor

rspline (random-spline-curve generator) is similar to *jspline* but output range is defined by means of two limit values. Also in this case, real output range could be a bit greater of range values, because of interpolating curves between each pair of random-points.

At present time generated curves are quite smooth when cpsMin is not too different from cpsMax. When cpsMin-cpsMax interval is big, some little discontinuity could occur, but it should not be a problem, in most cases. Maybe the algorithm will be improved in next versions.

These opcodes are often better than *jitter* when user wants to “naturalize” or “analogize” digital sounds. They could be used also in algorithmic composition, to generate smooth random melodic lines when used together with *samphold* opcode.

Note that the result is quite different from the one obtained by filtering white noise, and they allow the user to obtain a much more precise control.

Credits

Author: Gabriel Maldonado

New in version 4.15

19.569. rtclock

rtclock – Read the real time clock from the operating system.

Description

Read the real-time clock from the operating system.

Syntax

ir **rtclock**

kr **rtclock**

Performance

Read the real-time clock from operating system. Under Windows, this changes only once per second. Under GNU/Linux, it ticks every microsecond. Performance under other systems varies.

Examples

Here is an example of the `rtclock` opcode. It uses the files `rtclock.orc` and `rtclock.sco`.

Example 1. Example of the `rtclock` opcode.

```
/* rtclock.orc */
; Initialize the global variables.
sr = 44100
kr = 44100
ksmps = 1
nchnls = 1

; Instrument #1
instr 1
; Get the system time.
k1 rtclock
; Print it once per second.
printk 1, k1
endin
/* rtclock.orc */

/* rtclock.sco */
; Play Instrument #1 for two seconds.
i 1 0 2
e
/* rtclock.sco */
```

Its output should include lines like this:

```
i 1 time 0.00002: 1018236096.00000
i 1 time 1.00002: 1018236224.00000
```

Credits

Author: John fitch

Example written by Kevin Conder.

New in version 4.10

19.570. s16b14

s16b14 – Creates a bank of 16 different 14-bit MIDI control message numbers.

Description

Creates a bank of 16 different 14-bit MIDI control message numbers.

Syntax

i1,...,*i16* **s16b14** *ichan*, *ictlno_msb1*, *ictlno_lsb1*, *imin1*, *imax1*, *initvalue1*, *ifn1*,..., *ictlno_msb16*, *ictlno_lsb16*, *imin16*, *imax16*, *initvalue16*, *ifn16*

k1,...,*k16* **s16b14** *ichan*, *ictlno_msb1*, *ictlno_lsb1*, *imin1*, *imax1*, *initvalue1*, *ifn1*,..., *ictlno_msb16*, *ictlno_lsb16*, *imin16*, *imax16*, *initvalue16*, *ifn16*

Initialization

i1 ... *i64* – output values

ichan – MIDI channel (1-16)

ictlno_msb1 *ictlno_msb32* – MIDI control number, most significant byte (0-127)

ictlno_lsb1 *ictlno_lsb32* – MIDI control number, least significant byte (0-127)

imin1 ... *imin64* – minimum values for each controller

imax1 ... *imax64* – maximum values for each controller

init1 ... *init64* – initial value for each controller

ifn1 ... *ifn64* – function table for conversion for each controller

icutoff1 ... *icutoff64* – low-pass filter cutoff frequency for each controller

Performance

k1 ... *k64* – output values

s16b14 is a bank of MIDI controllers, useful when using MIDI mixer such as Kawai MM-16 or others for changing whatever sound parameter in real-time. The raw MIDI control messages at the input port are converted to agree with *iminN* and *imaxN*, and an initial value can be set. Also, an optional non-interpolated function table with a custom translation curve is allowed, useful for enabling exponential response curves.

When no function table translation is required, set the *ifnN* value to 0, else set *ifnN* to a valid function table number. When table translation is enabled (i.e. setting *ifnN* value to a non-zero number referring to an already allocated function table), *initN* value should be set equal to *iminN* or *imaxN* value, else the initial output value will not be the same as specified in *initN* argument.

s16b14 allows a bank of 16 different MIDI control message numbers. It uses 14-bit values instead of MIDI's normal 7-bit values.

As the input and output arguments are many, you can split the line using '\' (backslash) character (new in 3.47 version) to improve the readability. Using these opcodes is considerably more efficient than using the separate ones (*ctrl7* and *tonek*) when more controllers are required.

In the i-rate version of *s16b14*, there is not an initial value input argument. The output is taken directly from the current status of internal controller array of Csound.

Credits

Author: Gabriel Maldonado Italy December 1998

New in Csound version 3.50

Thanks goes to Rasmus Ekman for pointing out the correct MIDI channel and controller number ranges.

19.571. s32b14

s32b14 – Creates a bank of 32 different 14-bit MIDI control message numbers.

Description

Creates a bank of 32 different 14-bit MIDI control message numbers.

Syntax

$i1, \dots, i32$ **s32b14** $ichan, ictlno_msb1, ictlno_lsb1, imin1, imax1, initvalue1, ifn1, \dots, ictlno_msb32, ictlno_lsb32, imin32, imax32, initvalue32, ifn32$

$k1, \dots, k32$ **s32b14** $ichan, ictlno_msb1, ictlno_lsb1, imin1, imax1, initvalue1, ifn1, \dots, ictlno_msb32, ictlno_lsb32, imin32, imax32, initvalue32, ifn32$

Initialization

$i1 \dots i64$ – output values

$ichan$ – MIDI channel (1-16)

$ictlno_msb1 \dots ictlno_msb32$ – MIDI control number, most significant byte (0-127)

$ictlno_lsb1 \dots ictlno_lsb32$ – MIDI control number, least significant byte (0-127)

$imin1 \dots imin64$ – minimum values for each controller

$imax1 \dots imax64$ – maximum values for each controller

$init1 \dots init64$ – initial value for each controller

$ifn1 \dots ifn64$ – function table for conversion for each controller

$icutoff1 \dots icutoff64$ – low-pass filter cutoff frequency for each controller

Performance

$k1 \dots k64$ – output values

s32b14 is a bank of MIDI controllers, useful when using MIDI mixer such as Kawai MM-16 or others for changing whatever sound parameter in real-time. The raw MIDI control messages at the input port are converted to agree with $iminN$ and $imaxN$, and an initial value can be set. Also, an optional non-interpolated function table with a custom translation curve is allowed, useful for enabling exponential response curves.

When no function table translation is required, set the $ifnN$ value to 0, else set $ifnN$ to a valid function table number. When table translation is enabled (i.e. setting $ifnN$ value to a non-zero number referring to an already allocated function table), $initN$ value should be set equal to $iminN$ or $imaxN$ value, else the initial output value will not be the same as specified in $initN$ argument.

s32b14 allows a bank of 32 different MIDI control message numbers. It uses 14-bit values instead of MIDI's normal 7-bit values.

As the input and output arguments are many, you can split the line using `'\'` (backslash) character (new in 3.47 version) to improve the readability. Using these opcodes is considerably more efficient than using the separate ones (*ctrl7* and *tonek*) when more controllers are required.

In the i-rate version of *s32b14*, there is not an initial value input argument. The output is taken directly from the current status of internal controller array of Csound.

Credits

Author: Gabriel Maldonado Italy December 1998

New in Csound version 3.50

Thanks goes to Rasmus Ekman for pointing out the correct MIDI channel and controller number ranges.

19.572. samphold

samphold – Performs a sample-and-hold operation on its input.

Description

Performs a sample-and-hold operation on its input.

Syntax

ar **samphold** asig, agate [, ival] [, ivstor]

kr **samphold** ksig, kgate [, ival] [, ivstor]

Initialization

ival, *ivstor* (optional) – controls initial disposition of internal save space. If *ivstor* is zero the internal “hold” value is set to *ival* ; else it retains its previous value. Defaults are 0,0 (i.e. init to zero)

Performance

kgate, *xgate* – controls whether to hold the signal.

samphold performs a sample-and-hold operation on its input according to the value of *gate* . If *gate* $\neq 0$, the input samples are passed to the output; If *gate* = 0 , the last output value is repeated. The controlling *gate* can be a constant, a control signal, or an audio signal.

Examples

```
asrc  buzz
      10000,440,20, 1      ; band-limited pulse train
adif  diff
      asrc                ; emphasize the highs
anew  balance
      adif, asrc          ; but retain the power
agate  reson
      asrc,0,440         ; use a lowpass of the original
asamp  samphold
      anew, agate        ; to gate the new audiosig
aout  tone
      asamp,100         ; smooth out the rough edges
```

See Also

diff , *downsamp* , *integ* , *interp* , *upsamp*

19.573. sandpaper

sandpaper – Semi-physical model of a sandpaper sound.

Description

sandpaper is a semi-physical model of a sandpaper sound. It is one of the PhISEM percussion opcodes. PhISEM (Physically Informed Stochastic Event Modeling) is an algorithmic approach for simulating collisions of multiple independent sound producing objects.

Syntax

ar **sandpaper** *iamp*, *idettack* [, *inum*] [, *idamp*] [, *imaxshake*]

Initialization

iamp – Amplitude of output. Note: As these instruments are stochastic, this is only a approximation.

idettack – period of time over which all sound is stopped

inum (optional) – The number of beads, teeth, bells, timbrels, etc. If zero, the default value is 128.

idamp (optional) – the damping factor, as part of this equation:

$$\text{damping_amount} = 0.998 + (\text{idamp} * 0.002)$$

The default *damping_amount* is 0.999 which means that the default value of *idamp* is 0.5. The maximum *damping_amount* is 1.0 (no damping). This means the maximum value for *idamp* is 1.0.

The recommended range for *idamp* is usually below 75% of the maximum value.

imaxshake (optional) – amount of energy to add back into the system. The value should be in range 0 to 1.

Examples

Here is an example of the sandpaper opcode. It uses the files *sandpaper.orc* and *sandpaper.sco* .

Example 1. Example of the sandpaper opcode.

```
/* sandpaper.orc */
;orchestra -----

sr =          44100
kr =          4410
ksmps =        10
nchnls =        1

instr 01                ;an example of sandpaper blocks
  a1   line 2, p3, 2                ;preset amplitude increase
  a2   sandpaper p4, 0.01           ;sandpaper needs a little amp help at these settings
  a3   product a1, a2                ;increase amplitude
      out a3
      endin
/* sandpaper.orc */

/* sandpaper.sco */
;score -----

i1 0 1 26000
e
/* sandpaper.sco */
```

See Also

cabasa , *crunch* , *sekere* , *stix*

Credits

Author: Perry Cook, part of the PhOLIES (Physically-Oriented Library of Imitated Environmental Sounds) Adapted
New in Csound version 4.07
Added notes by Rasmus Ekman on May 2002.

19.574. scanhammer

scanhammer – Copies from one table to another with a gain control.

Description

This is a variant of *tablecopy* , copying from one table to another, starting at *ipos* , and with a gain control. The number of points copied is determined by the length of the source. Other points are not changed. This opcode can be used to “hit” a string in the scanned synthesis code.

Syntax

scanhammer *isrc*, *idst*, *ipos*, *imult*

Initialization

isrc – source function table.

idst – destination function table.

ipos – starting position (in points).

imult – gain multiplier. A value of 0 will leave values unchanged.

See Also

scantable

Credits

Author: Matt Gilliard April 2002
New in version 4.20

19.575. scans

scans – Generate audio output using scanned synthesis.

Description

Generate audio output using scanned synthesis.

Syntax

ar scans kamp, kfreq, ifn, id [, iorder]

Initialization

ifn – ftable containing the scanning trajectory. This is a series of numbers that contains addresses of masses. The order of these addresses is used as the scan path. It should not contain values greater than the number of masses, or negative numbers. See the *introduction to the scanned synthesis section* .

id – ID number of the *scanu* opcode's waveform to use

iorder (optional, default=0) – order of interpolation used internally. It can take any value in the range 1 to 4, and defaults to 4, which is quartic interpolation. The setting of 2 is quadratic and 1 is linear. The higher numbers are slower, but not necessarily better.

Performance

kamp – output amplitude. Note that the resulting amplitude is also dependent on instantaneous value in the wavetable. This number is effectively the scaling factor of the wavetable.

kfreq – frequency of the scan rate

Examples

Here is an example of the scanned synthesis. It uses the files *scans.orc* , *scans.sco* , and *string-128.matrix* .

Example 1. Example of the scans opcode.

```
/* scans.orc */
sr = 44100
kr = 4410
ksmps = 10
nchnls = 1

instr 1
a0 = 0
; scanu init, irate, ifnvel, ifnmass, ifnstif, ifncentr, ifndamp, kmass, kstif, kcentr, kdamp
, ileft, iright, kpos, kstrngth, ain, idisp, id
scanu 1, .01, 6, 2, 3, 4, 5, 2, .1, .1,
-.01, .1, .5, 0, 0, a0, 1, 2
;ar scans kamp, kfreq, ifntraj, id
a1 scans ampdb(p4), cpspch(p5), 7, 2
out a1
endin
/* scans.orc */
```

```
/* scans.sco */
; Initial condition
f1 0 128 7 0 64 1 64 0

; Masses
f2 0 128 -7 1 128 1

; Spring matrices
f3 0 16384 -23 "string-128.matrix"

; Centering force
f4 0 128 -7 0 128 2
```

```
; Damping
f5 0 128 -7 1 128 1

; Initial velocity
f6 0 128 -7 0 128 0

; Trajectories
f7 0 128 -5 .001 128 128

; Note list
i1 0 10 86 6.00
i1 11 14 86 7.00
i1 15 20 86 5.00
e
/* scans.sco */
```

The matrix file “string-128.matrix”, as well as several other matrices, is also available in a *zipped file* from the *Scanned Synthesis page* at cSounds.com.

Credits

Author: Paris Smaragdis MIT Media Lab Boston, Massachusetts USA
New in Csound version 4.05

19.576. scantable

scantable – A simpler scanned synthesis implementation.

Description

A simpler scanned synthesis implementation. This is an implementation of a circular string scanned using external tables. This opcode will allow direct modification and reading of values with the table opcodes.

Syntax

aout **scantable** kamp, kpch, ipos, imass, istiff, idamp, ivel

Initialization

ipos – table containing position array.
imass – table containing the mass of the string.
istiff – table containing the stiffness of the string.
idamp – table containing the damping factors of the string.
ivel – table containing the velocities.

Performance

kamp – amplitude (gain) of the string.
kpch – the string’s scanned frequency.

Examples

Here is an example of the scantable opcode. It uses the files *scantable.orc* and *scantable.sco*.

Example 1. Example of the scantable opcode.

```

/* scantable.orc */
; Initialize the global variables.
sr = 44100
kr = 4410
ksmps = 10
nchnls = 1

; Table #1 - initial position
git1 ftgen 1, 0, 128, 7, 0, 64, 1, 64, 0
; Table #2 - masses
git2 ftgen 2, 0, 128, -7, 1, 128, 1
; Table #3 - stiffness
git3 ftgen 3, 0, 128, -7, 0, 64, 100, 64, 0
; Table #4 - damping
git4 ftgen 4, 0, 128, -7, 1, 128, 1
; Table #5 - initial velocity
git5 ftgen 5, 0, 128, -7, 0, 128, 0

; Instrument #1.
instr 1
  kamp init 20000
  kpch init 220
  ipos = 1
  imass = 2
  istiff = 3
  idamp = 4
  ivel = 5

  a1 scantable kamp, kpch, ipos, imass, istiff, idamp, ivel
  a2 dcblock a1

  out a2
endin
/* scantable.orc */

/* scantable.sco */
; Play Instrument #1 for ten seconds.
i 1 0 10
e
/* scantable.sco */

```

See Also

scanhammer

Credits

Author: Matt Gilliard April 2002

Example written by Kevin Conder.

New in version 4.20

19.577. scanu

scanu – Compute the waveform and the wavetable for use in scanned synthesis.

Description

Compute the waveform and the wavetable for use in scanned synthesis.

Syntax

scanu *init*, *irate*, *ifnvel*, *ifnmass*, *ifnstif*, *ifncentr*, *ifndamp*, *kmass*, *kstif*, *kcentr*, *kdamp*, *ileft*, *iright*, *kpos*, *kstrngth*, *ain*, *idisp*, *id*

Initialization

init – the initial position of the masses. If this is a negative number, then the absolute of *init* signifies the table to use as a hammer shape. If *init* > 0, the length of it should be the same as the intended mass number, otherwise it can be anything.

ifnvel – the ftable that contains the initial velocity for each mass. It should have the same size as the intended mass number.

ifnmass – ftable that contains the mass of each mass. It should have the same size as the intended mass number.

ifnstif – ftable that contains the spring stiffness of each connection. It should have the same size as the square of the intended mass number. The data ordering is a row after row dump of the connection matrix of the system.

ifncentr – ftable that contains the centering force of each mass. It should have the same size as the intended mass number.

ifndamp – the ftable that contains the damping factor of each mass. It should have the same size as the intended mass number.

ileft – If *init* < 0, the position of the left hammer (*ileft* = 0 is hit at leftmost, *ileft* = 1 is hit at rightmost).

iright – If *init* < 0, the position of the right hammer (*iright* = 0 is hit at leftmost, *iright* = 1 is hit at rightmost).

idisp – If 0, no display of the masses is provided.

id – If positive, the ID of the opcode. This will be used to point the scanning opcode to the proper waveform maker. If this value is negative, the absolute of this value is the wavetable on which to write the waveshape. That wavetable can be used later from an other opcode to generate sound. The initial contents of this table will be destroyed.

Performance

kmass – scales the masses

kstif – scales the spring stiffness

kcentr – scales the centering force

kdamp – scales the damping

kpos – position of an active hammer along the string (*kpos* = 0 is leftmost, *kpos* = 1 is rightmost). The shape of the hammer is determined by *init* and the power it pushes with is *kstrngth*.

kstrngth – power that the active hammer uses

ain – audio input that adds to the velocity of the masses. Amplitude should not be too great.

Examples

For an example, see the documentation on *scans*.

Credits

Author: Paris Smaragdis MIT Media Lab Boston, Massachusetts USA March 2000
 New in Csound version 4.05

19.578. *schedkwhen*

schedkwhen – Adds a new score event generated by a k-rate trigger.

Description

Adds a new score event generated by a k-rate trigger.

Syntax

schedkwhen *ktrigger*, *kmintim*, *kmaxnum*, *kinsnum*, *kwhen*, *kdur* [, *ip4*] [, *ip5*] [...]

schedkwhen *ktrigger*, *kmintim*, *kmaxnum*, “*insname*”, *kwhen*, *kdur* [, *ip4*] [, *ip5*] [...]

Initialization

“*insname*” – A string (in double-quotes) representing a named instrument.

ip4, *ip5*, ... – Equivalent to *p4*, *p5*, etc., in a score *i statement*

Performance

ktrigger – triggers a new score event. If *ktrigger* = 0, no new event is triggered.

kmintim – minimum time between generated events, in seconds. If *kmintim* ≤ 0, no time limit exists. If the *kinsnum* is negative (to turn off an instrument), this test is bypassed.

kmaxnum – maximum number of simultaneous instances of instrument *kinsnum* allowed. If the number of extant instances of *kinsnum* is ≥ *kmaxnum*, no new event is generated. If *kmaxnum* is ≤ 0, it is not used to limit event generation. If the *kinsnum* is negative (to turn off an instrument), this test is bypassed.

kinsnum – instrument number. Equivalent to *p1* in a score *i statement* .

kwhen – start time of the new event. Equivalent to *p2* in a score *i statement* . Measured from the time of the triggering event. *kwhen* must be ≥ 0. If *kwhen* > 0, the instrument will not be initialized until the actual time when it should start performing.

kdur – duration of event. Equivalent to *p3* in a score *i statement* . If *kdur* = 0, the instrument will only do an initialization pass, with no performance. If *kdur* is negative, a held note is initiated. (See *ihold* and *i statement* .)

Note : While waiting for events to be triggered by *schedkwhen* , the performance must be kept going, or Csound may quit if no score events are expected. To guarantee continued performance, an *f0 statement* may be used in the score.

Examples

Here is an example of the schedkwhen opcode. It uses the files *schedkwhen.orc* and *schedkwhen.sco*

Example 1. Example of the schedkwhen opcode.

```
/* schedkwhen.orc */
; Initialize the global variables.
sr = 44100
kr = 44100
ksmps = 1
nchnls = 1

; Instrument #1 - oscillator with a high note.
instr 1
; Use the fourth p-field as the trigger.
ktrigger = p4
kmintim = 0
kmaxnum = 2
kinsnum = 2
kwhen = 0
kdur = 0.5

; Play Instrument #2 at the same time, if the trigger is set.
schedkwhen ktrigger, kmintim, kmaxnum, kinsnum, kwhen, kdur

; Play a high note.
a1 oscils 10000, 880, 1
out a1
endin

; Instrument #2 - oscillator with a low note.
instr 2
; Play a low note.
a1 oscils 10000, 220, 1
out a1
endin
/* schedkwhen.orc */
```

```
/* schedkwhen.sco */
; Table #1, a sine wave.
f 1 0 16384 10 1

; p4 = trigger for Instrument #2 (when p4 > 0).
; Play Instrument #1 for half a second, no trigger.
i 1 0 0.5 0
; Play Instrument #1 for half a second, trigger Instrument #2.
i 1 1 0.5 1
e
/* schedkwhen.sco */
```

Credits

Author: Rasmus Ekman EMS, Stockholm, Sweden

Example written by Kevin Conder.

New in Csound version 3.59

19.579. schedkwhennamed

schedkwhennamed – Similar to schedkwhen but uses a named instrument at init-time.

Description

Similar to *schedkwhen* but uses a named instrument at init-time.

Syntax

schedkwhennamed *ktrigger*, *kmintim*, *kmaxnum*, “*name*”, *kwhen*, *kdur* [, *ip4*] [, *ip5*] [...]

Initialization

ip4, *ip5*, ... – Equivalent to *p4*, *p5*, etc., in a score *i statement*

Performance

ktrigger – triggers a new score event. If *ktrigger* is 0, no new event is triggered.

kmintim – minimum time between generated events, in seconds. If *kmintim* is less than or equal to 0, no time limit exists.

kmaxnum – maximum number of simultaneous instances of named instrument allowed. If the number of extant instances of the named instrument is greater than or equal to *kmaxnum*, no new event is generated. If *kmaxnum* is less than or equal to 0, it is not used to limit event generation.

“*name*” – the named instrument’s name.

kwhen – start time of the new event. Equivalent to *p2* in a score *i statement*. Measured from the time of the triggering event. *kwhen* must be greater than or equal to 0. If *kwhen* greater than 0, the instrument will not be initialized until the actual time when it should start performing.

kdur – duration of event. Equivalent to *p3* in a score *i statement*. If *kdur* is 0, the instrument will only do an initialization pass, with no performance. If *kdur* is negative, a held note is initiated. (See *ihold* and *i statement*.)

Note : While waiting for events to be triggered by *schedkwhennamed*, the performance must be kept going, or Csound may quit if no score events are expected. To guarantee continued performance, an *f0 statement* may be used in the score.

See Also

schedkwhen

Credits

Author: Rasmus Ekman EMS, Stockholm, Sweden

New in Csound version 4.23

19.580. *schedule*

schedule – Adds a new score event.

Description

Adds a new score event.

Syntax

schedule *insnum*, *iwhen*, *idur* [, *ip4*] [, *ip5*] [...]

schedule “*insname*”, *iwhen*, *idur* [, *ip4*] [, *ip5*] [...]

Initialization

insnum – instrument number. Equivalent to *p1* in a score *i statement* . *insnum* must be a number greater than the number of the calling instrument.

“*insname*” – A string (in double-quotes) representing a named instrument.

iwhen – start time of the new event. Equivalent to *p2* in a score *i statement* . *iwhen* must be nonnegative. If *iwhen* is zero, *insnum* must be greater than or equal to the *p1* of the current instrument.

idur – duration of event. Equivalent to *p3* in a score *i statement* .

ip4, *ip5*, ... – Equivalent to *p4*, *p5*, etc., in a score *i statement* .

Performance

ktrigger – trigger value for new event

schedule adds a new score event. The arguments, including options, are the same as in a score. The *iwhen* time (*p2*) is measured from the time of this event.

If the duration is zero or negative the new event is of MIDI type, and inherits the release sub-event from the scheduling instruction.

Examples

Here is an example of the *schedule* opcode. It uses the files *schedule.orc* and *schedule.sco* .

Example 1. Example of the *schedule* opcode.

```
/* schedule.orc */
; Initialize the global variables.
sr = 44100
kr = 4410
ksmps = 10
nchnls = 1

; Instrument #1 - oscillator with a high note.
instr 1
; Play Instrument #2 at the same time.
schedule 2, 0, p3

; Play a high note.
a1 oscils 10000, 880, 1
out a1
endin

; Instrument #2 - oscillator with a low note.
instr 2
; Play a low note.
a1 oscils 10000, 220, 1
out a1
endin
/* schedule.orc */
```

```
/* schedule.sco */
; Table #1, a sine wave.
f 1 0 16384 10 1

; Play Instrument #1 for half a second.
i 1 0 0.5
```

```

; Play Instrument #1 for half a second.
i 1 1 0.5
e
/* schedule.sco */

```

See Also

schedwhen

Credits

Author: John fitch University of Bath/Codemist Ltd. Bath, UK November 1998

Example written by Kevin Conder.

New in Csound version 3.491

Based on work by Gabriel Maldonado

Thanks goes to David Gladstein, for clarifying the *iwhen* parameter.

19.581. *schedwhen*

schedwhen – Adds a new score event.

Description

Adds a new score event.

Syntax

schedwhen *ktrigger*, *kinsnum*, *kwhen*, *kdur* [, *ip4*] [, *ip5*] [...]

schedwhen *ktrigger*, “*insname*”, *kwhen*, *kdur* [, *ip4*] [, *ip5*] [...]

Initialization

ip4, *ip5*, ... – Equivalent to *p4*, *p5*, etc., in a score *i statement* .

Performance

kinsnum – instrument number. Equivalent to *p1* in a score *i statement* .

“*insname*” – A string (in double-quotes) representing a named instrument.

ktrigger – trigger value for new event

kwhen – start time of the new event. Equivalent to *p2* in a score *i statement* .

kdur – duration of event. Equivalent to *p3* in a score *i statement* .

schedwhen adds a new score event. The event is only scheduled when the k-rate value *ktrigger* is first non-zero. The arguments, including options, are the same as in a score. The *iwhen* time (*p2*) is measured from the time of this event.

19. Orchestra Opcodes and Operators

If the duration is zero or negative the new event is of MIDI type, and inherits the release sub-event from the scheduling instruction.

Warning

Warning

Support for named instruments is broken in version 4.23

Examples

Here is an example of the schedwhen opcode. It uses the files *schedwhen.orc* and *schedwhen.sco*.

Example 1. Example of the schedwhen opcode.

```
/* schedwhen.orc */
; Initialize the global variables.
sr = 44100
kr = 44100
ksmps = 1
nchnls = 1

; Instrument #1 - oscillator with a high note.
instr 1
; Use the fourth p-field as the trigger.
ktrigger = p4
kinsnum = 2
kwhen = 0
kdur = p3

; Play Instrument #2 at the same time, if the trigger is set.
schedwhen ktrigger, kinsnum, kwhen, kdur

; Play a high note.
a1 oscils 10000, 880, 1
out a1
endin

; Instrument #2 - oscillator with a low note.
instr 2
; Play a low note.
a1 oscils 10000, 220, 1
out a1
endin
/* schedwhen.orc */

/* schedwhen.sco */
; Table #1, a sine wave.
f 1 0 16384 10 1

; p4 = trigger for Instrument #2 (when p4 > 0).
; Play Instrument #1 for half a second, trigger Instrument #2.
i 1 0 0.5 1
; Play Instrument #1 for half a second, no trigger.
i 1 1 0.5 0
e
/* schedwhen.sco */
```

See Also

schedule

Credits

Author: John ffitch University of Bath/Codemist Ltd. Bath, UK November 1998

Example written by Kevin Conder.

New in Csound version 3.491

Based on work by Gabriel Maldonado

19.582. *sdif2ad*

sdif2ad – Converts SDIF files to files usable by *adsynt*.

Description

Convert files Sound Description Interchange Format (SDIF) to the format usable by Csound's *adsyn* opcode. As of Csound version 4.10, *sdif2ad* was available only as a standalone program for Windows console and DOS.

Syntax

Csound **-U *sdif2ad*** [flags] infilename outfilename

Initialization

Flags:

- *-s* N – apply amplitude scale factor N
- *-p* N – keep only the first N partials. Limited to 1024 partials. The source partial track indices are used directly to select internal storage. As these can be arbitrary values, the maximum of 1024 partials may not be realized in all cases.
- *-r* – byte-reverse output file data. The byte-reverse option is there to facilitate transfer across platforms, as Csound's *adsyn* file format is not portable.

If the filename passed to *hetro* has the extension “.sdif”, data will be written in SDIF format as 1TRC frames of additive synthesis data. The utility program *sdif2ad* can be used to convert any SDIF file containing a stream of 1TRC data to the Csound *adsyn* format. *sdif2ad* allows the user to limit the number of partials retained, and to apply an amplitude scaling factor. This is often necessary, as the SDIF specification does not, as of the release of *sdif2ad*, require amplitudes to be within a particular range. *sdif2ad* reports information about the file to the console, including the frequency range.

The main advantages of SDIF over the *adsyn* format, for Csound users, is that SDIF files are fully portable across platforms (data is “big-endian”), and do not have the duration limit of 32.76 seconds imposed by the 16 bit *adsyn* format. This limit is necessarily imposed by *sdif2ad*. Eventually, SDIF reading will be incorporated directly into *adsyn*, thus enabling files of any length (subject to system memory limits) to be analysed and processed.

Users should remember that the SDIF formats are still under development. While the 1TRC format is now fairly well established, it can still change.

For detailed information on the Sound Description Interchange Format, refer to the CNMAT website: <http://cnmat.CNMAT.Berkeley.EDU/SDIF>

Some other SDIF resources (including a viewer) are available via the NC_DREAM website: <http://www.bath.ac.uk/~masjpf/NCD/dreamhome.html>

Credits

Author: Richard Dobson

Somerset, England

August, 2000

New in Csound version 4.08

19.583. seed

seed – Sets the global seed value.

Description

Sets the global seed value for all *x-class noise generators*, as well as other opcodes that use a random call, such as *grain . rand*, *randi*, *randh*, *rnd* (x), and *birnd* (x) are not affected by seed.

Syntax

seed ival

Performance

Use of *seed* will provide predictable results from an orchestra using with random generators, when required from multiple performances.

When specifying a seed value, *ival* should be an integer between 0 and 232. If *ival* = 0, the value of *ival* will be derived from the system clock.

19.584. sekere

sekere – Semi-physical model of a sekere sound.

Description

sekere is a semi-physical model of a sekere sound. It is one of the PhISEM percussion opcodes. PhISEM (Physically Informed Stochastic Event Modeling) is an algorithmic approach for simulating collisions of multiple independent sound producing objects.

Syntax

ar **sekere** iamp, idettack [, inum] [, idamp] [, imaxshake]

Initialization

iamp – Amplitude of output. Note: As these instruments are stochastic, this is only a approximation.

idettack – period of time over which all sound is stopped

inum (optional) – The number of beads, teeth, bells, timbrels, etc. If zero, the default value is 64.

idamp (optional) – the damping factor, as part of this equation:

damping_amount = 0.998 + (idamp * 0.002)

The default *damping_amount* is 0.999 which means that the default value of *idamp* is 0.5. The maximum *damping_amount* is 1.0 (no damping). This means the maximum value for *idamp* is 1.0.

The recommended range for *idamp* is usually below 75% of the maximum value.

imaxshake (optional) – amount of energy to add back into the system. The value should be in range 0 to 1.

Examples

Here is an example of the *sekere* opcode. It uses the files *sekere.orc* and *sekere.sco* .

Example 1. Example of the *sekere* opcode.

```
/* sekere.orc */
;orchestra -----

sr =          44100
kr =          4410
ksmps =       10
nchnls =      1

instr 01                ;an example of a sekere
a1      sekere p4, 0.01
        out a1
        endin
/* sekere.orc */
```

```
/* sekere.sco */
;score -----

i1 0 1 26000
e
/* sekere.sco */
```

See Also

cabasa , *crunch* , *sandpaper* , *stix*

Credits

Author: Perry Cook, part of the PhISEM (Physically Informed Stochastic Event Modeling) Adapted by John New in Csound version 4.07

Added notes by Rasmus Ekman on May 2002.

19.585. semitone

semitone – Calculates a factor to raise/lower a frequency by a given amount of semitones.

Description

Calculates a factor to raise/lower a frequency by a given amount of semitones.

Syntax

semitone (x)

This function works at a-rate, i-rate, and k-rate.

Initialization

x – a value expressed in semitones.

Performance

The value returned by the *semitone* function is a factor. You can multiply a frequency by this factor to raise/lower it by the given amount of semitones.

Examples

Here is an example of the *semitone* opcode. It uses the files *semitone.orc* and *semitone.sco* .

Example 1. Example of the *semitone* opcode.

```
/* semitone.orc */
; Initialize the global variables.
sr = 44100
kr = 4410
ksmps = 10
nchnls = 1

; Instrument #1.
instr 1
; The root note is A above middle-C (440 Hz)
iroot = 440

; Raise the root note by three semitones to C.
isemitone = 3

; Calculate the new note.
ifactor = semitone(isemitone)
inew = iroot * ifactor

; Print out all of the values.
print iroot
print ifactor
print inew
endin
/* semitone.orc */
```

```
/* semitone.sco */
; Play Instrument #1 for one second.
i 1 0 1
e
/* semitone.sco */
```

Its output should include lines like:

```
instr 1: iroot = 440.000
instr 1: ifactor = 1.189
instr 1: inew = 523.229
```

See Also

cent , *db* , *octave*

Credits

Example written by Kevin Conder.

New in version 4.16

19.586. sense

sense – Same as the sensekey opcode.

Description

Same as the *sensekey* opcode.

Syntax

kr sense

19.587. sensekey

sensekey – Returns the ASCII code of a key that has been pressed.

Description

Returns the ASCII code of a key that has been pressed, or -1 if no key has been pressed.

Syntax

kr sensekey

Performance

At release, this has not been properly verified, and seems not to work at all on Windows.

Note

This opcode can also be written as *sense* .

Examples

Here is an example of the sensekey opcode. It uses the files *sensekey.orc* and *sensekey.sco* .

Example 1. Example of the sensekey opcode.

```
/* sensekey.orc */
; Initialize the global variables.
sr = 44100
kr = 4410
ksmps = 10
nchnls = 1

; Instrument #1.
instr 1
  k1 sensekey
  printk2 k1
endin
/* sensekey.orc */

/* sensekey.sco */
; Play Instrument #1 for thirty seconds.
i 1 0 30
e
/* sensekey.sco */
```

Here is what the output should look like when the “q” button is pressed...

```
q i1 357967744.00000
```

Credits

Author: John ffitch University of Bath, Codemist. Ltd. Bath, UK October 2000

Example written by Kevin Conder.

New in Csound version 4.09. Renamed in Csound version 4.10.

19.588. seqtime

seqtime – Generates a trigger signal according to the values stored in a table.

Description

Generates a trigger signal according to the values stored in a table.

Syntax

`ktrig_out seqtime ktime_unit, kstart, kloop, kinitndx, kfn_times`

Performance

ktrig_out – output trigger signal

ktime_unit – unit of measure of time, related to seconds.

kstart – start index of looped section

kloop – end index of looped section

kinitndx – initial index

Note

Although *kinitndx* is listed as k-rate, it is in fact accessed only at init-time. So if you are using a k-rate argument

kfn_times – number of table containing a sequence of times

This opcode handles timed-sequences of groups of values stored into a table.

seqtime generates a trigger signal (a sequence of impulses, see also *trigger* opcode), according to the values stored in the *kfn_times* table. This table should contain a series of delta-times (i.e. times between to adjacent events). The time units stored into table are expressed in seconds, but can be rescaled by means of *ktime_unit* argument. The table can be filled with *GEN02* or by means of an external text-file containing numbers, with *GEN23*.

It is possible to start the sequence from a value different than the first, by assigning to *initndx* an index different than zero (which corresponds to the first value of the table). Normally the sequence is looped, and the start and end of loop can be adjusted by modifying *kstart* and *kloop* arguments. User must be sure that values of these arguments (as well as *initndx*) correspond to valid table numbers, otherwise Csound will crash (because no range-checking is implemented).

It is possible to disable loop (one-shot mode) by assigning the same value both to *kstart* and *kloop* arguments. In this case, the last read element will be the one corresponding to the value of such arguments. Table can be read backward by assigning a negative *kloop* value. It is possible to trigger

two events almost at the same time (actually separated by a k-cycle) by giving a zero value to the corresponding delta-time. First element contained in the table should be zero, if the user intends to send a trigger impulse, it should come immediately after the orchestra instrument containing *seqtime* opcode.

Examples

Example 1. Example of the *seqtime* opcode.

```

instr 1
icps cpsmidi
iamp ampmidi 5000
ktrig seqtime 1, 1, 10, 0, 1
trigseq ktrig, 0, 10, 0, 2, kdur, kampratio, kfreqratio
schedkwhen ktrig, -1, -1, 2, 0, kdur, kampratio*iamp, kfreqratio*icps
endin

instr 2
*** put here your instrument code *****
out a1
endin

```

See Also

GEN02 , *GEN23* , *trigseq*

Credits

Author: Gabriel Maldonado

November 2002. Added a note about the *kinitndx* parameter, thanks to Rasmus Ekman.

New in version 4.06

19.589. *setctrl*

setctrl – Configurable slider controls for realtime user input.

Description

Configurable slider controls for realtime user input. Requires Winsound or TCL/TK. *setctrl* sets a slider to a specific value, or sets a minimum or maximum range.

Syntax

setctrl inum, ival, itype

Initialization

inum – number of the slider to set

ival – value to be sent to the slider

itype – type of value sent to the slider as follows:

19. Orchestra Opcodes and Operators

- 1 – set the current value. Initial value is 0.
- 2 – set the minimum value. Default is 0.
- 3 – set the maximum value. Default is 127.
- 4 – set the label. (New in Csound version 4.09)

Performance

Calling *setctrl* will create a new slider on the screen. There is no theoretical limit to the number of sliders. Windows and TCL/TK use only integers for slider values, so the values may need rescaling. GUIs usually pass values at a fairly slow rate, so it may be advisable to pass the output of control through *port* .

Examples

Here is an example of the *setctrl* opcode. It uses the files *setctrl.orc* and *setctrl.sco* .

Example 1. Example of the *setctrl* opcode.

```
/* setctrl.orc */
; Initialize the global variables.
sr = 44100
kr = 4410
ksmps = 10
nchnls = 1

; Instrument #1.
instr 1
; Display the label "Volume" on Slider #1.
setctrl 1, "Volume", 4
; Set Slider #1's initial value to 20.
setctrl 1, 20, 1

; Capture and display the values for Slider #1.
k1 control 1
printk2 k1

; Play a simple oscillator.
; Use the values from Slider #1 for amplitude.
kamp = k1 * 128
a1 oscil kamp, 440, 1
out a1
endin
/* setctrl.orc */
```

```
/* setsctrl.sco */
; Table #1, a sine wave.
f 1 0 16384 10 1

; Play Instrument #1 for thirty seconds.
i 1 0 30
e
/* setsctrl.sco */
```

Its output should include lines like this:

```
i1 38.00000
i1 40.00000
i1 43.00000
```

See Also

control

Credits

Author: John fitch University of Bath, Codemist. Ltd. Bath, UK May 2000

Example written by Kevin Conder.

New in Csound version 4.06

19.590. *setksmps*

setksmps – Sets the local *ksmps* value in a user-defined opcode block.

Description

Sets the local *ksmps* value in a user-defined opcode block.

The *setksmps* statement can be used to set the local *ksmps* value of the user-defined opcode block. It has one i-time parameter specifying the new *ksmps* value (which is left unchanged if zero is used). *setksmps* should be used before any other opcodes (but allowed after *xin*), otherwise unpredictable results may occur.

Syntax

```
setksmps iksmps
```

Initialization

iksmps – sets the local *ksmps* value.

If *iksmps* is set to zero, the *ksmps* of the caller instrument or opcode is used (this is the default behavior).

Note

The local *ksmps* is implemented by splitting up a control period into smaller sub-kperiods and temporar

Warning

When the local *ksmps* is not the same as the orchestra level *ksmps* value (as specified in the orchestra

The *setksmps* statement can be used to set the local *ksmps* value of the user-defined opcode block. It has one i-time parameter specifying the new *ksmps* value (which is left unchanged if zero is used). *setksmps* should be used before any other opcodes (but allowed after *xin*), otherwise unpredictable results may occur.

Performance

The syntax of a user-defined opcode block is as follows:

```
opcode name, outtypes, intypes
xinarg1 [, xinarg2] [, xinarg3] ... [xinargN] xin
setksmps iksmps
```

... the rest of the instrument's code.

```
xout xoutarg1 [, xoutarg2] [, xoutarg3] ... [xoutargN]
endop
```

19. Orchestra Opcodes and Operators

The new opcode can then be used with the usual syntax:

```
[xinarg1] [, xinarg2] ... [xinargN] name [xoutarg1] [, xoutarg2] ... [xoutargN] [, iksmpls]
```

Examples

See the example for the *opcode* opcode.

See Also

endop , *opcode* , *xin* , *xout*

Credits

Author: Istvan Varga, 2002; based on code by Matt J. Ingalls

New in version 4.22

19.591. *sf*list

*sf*list – Prints a list of all instruments of a previously loaded SoundFont2 (SF2) file.

Description

Prints a list of all instruments of a previously loaded SoundFont2 (SF2) sample file. These opcodes allow management the sample-structure of SF2 files. In order to understand the usage of these opcodes, the user must have some knowledge of the SF2 format, so a brief description of this format can be found in the *SoundFont2 File Format Appendix* .

Syntax

```
sflist ifilhandle
```

Initialization

ifilhandle – unique number generated by *sfload* opcode to be used as an identifier for a SF2 file. Several SF2 files can be loaded and activated at the same time.

Performance

*sf*list prints a list of all instruments of a previously loaded SF2 file to the console.

These opcodes only support the sample structure of SF2 files. The modulator structure of the SoundFont2 format is not supported in Csound. Any modulation or processing to the sample data is left to the Csound user, bypassing all restrictions forced by the SF2 standard.

See Also

sfinstr , *sfinstrm* , *sfload* , *sfassign* , *sfplay* , *sfplaym* , *sfplist* , *sfpreset*

Credits

Author: Gabriel Maldonado Italy May 2000
 New in Csound Version 4.07

19.592. *sfinstr*

sfinstr – Plays a SoundFont2 (SF2) sample instrument, generating a stereo sound.

Description

Plays a SoundFont2 (SF2) sample instrument, generating a stereo sound. These opcodes allow management the sample-structure of SF2 files. In order to understand the usage of these opcodes, the user must have some knowledge of the SF2 format, so a brief description of this format can be found in the *SoundFont2 File Format Appendix* .

Syntax

ar1, ar2 **sfinstr** ivel, inotenum, xamp, xfreq, instrnum, ifilhandle [, iflag] [, ioffset]

Initialization

ivel – velocity value

inotenum – MIDI note number value

instrnum – number of an instrument of a SF2 file.

ifilhandle – unique number generated by *sfloat* opcode to be used as an identifier for a SF2 file. Several SF2 files can be loaded and activated at the same time.

iflag (optional) – flag regarding the behavior of *xfreq* and *inotenum*

ioffset (optional) – start playing at offset, in samples.

Performance

xamp – amplitude correction factor

xfreq – frequency value or frequency multiplier, depending by *iflag* . When *iflag* = 0, *xfreq* is a multiplier of a the default frequency, assigned by SF2 preset to the *inotenum* value. When *iflag* = 1, *xfreq* is the absolute frequency of the output sound, in Hz. Default is 0.

When *iflag* = 0, *inotenum* sets the frequency of the output according to the MIDI note number used, and *xfreq* is used as a multiplier. When *iflag* = 1, the frequency of the output, is set directly by *xfreq* . This allows the user to use any kind of micro-tuning based scales. However, this method is designed to work correctly only with presets tuned to the default equal temperament. Attempts to use this method with a preset already having non-standard tunings, or with drum-kit-based presets, could give unexpected results.

Adjustment of the amplitude can be done by varying the *xamp* argument, which acts as a multiplier.

The *ioffset* parameter allows the sound to start from a sample different than the first one. The user should make sure that its value is within the length of the specific sound. Otherwise, Csound will probably crash.

19. Orchestra Opcodes and Operators

sfinstr plays an SF2 instrument instead of a preset (an SF2 instrument is the base of a preset layer). *instrnum* specifies the instrument number, and the user must be sure that the specified number belongs to an existing instrument of a determinate soundfont bank. Notice that both *xamp* and *xfreq* can operate at k-rate as well as a-rate, but both arguments must work at the same rate.

These opcodes only support the sample structure of SF2 files. The modulator structure of the SoundFont2 format is not supported in Csound. Any modulation or processing to the sample data is left to the Csound user, bypassing all restrictions forced by the SF2 standard.

See Also

sfilist , *sfinstrm* , *sfloat* , *sfpassign* , *sfplay* , *sfplaym* , *sfplist* , *sfpreset*

Credits

Author: Gabriel Maldonado Italy May 2000

New in Csound Version 4.07

19.593. sfinstr3

sfinstr3 – Plays a SoundFont2 (SF2) sample instrument, generating a stereo sound with cubic interpolation.

Description

Plays a SoundFont2 (SF2) sample instrument, generating a stereo sound with cubic interpolation. These opcodes allow management the sample-structure of SF2 files. In order to understand the usage of these opcodes, the user must have some knowledge of the SF2 format, so a brief description of this format can be found in the *SoundFont2 File Format Appendix* .

Syntax

ar1, ar2 **sfinstr3** ivel, inotenum, xamp, xfreq, instrnum, ifilhandle [, iflag] [, ioffset]

Initialization

ivel – velocity value

inotenum – MIDI note number value

instrnum – number of an instrument of a SF2 file.

ifilhandle – unique number generated by *sfloat* opcode to be used as an identifier for a SF2 file. Several SF2 files can be loaded and activated at the same time.

iflag (optional) – flag regarding the behavior of *xfreq* and *inotenum*

ioffset (optional) – start playing at offset, in samples.

Performance

xamp – amplitude correction factor

xfreq – frequency value or frequency multiplier, depending by *iflag* . When *iflag* = 0, *xfreq* is a multiplier of a the default frequency, assigned by SF2 preset to the *inotenum* value. When *iflag* = 1, *xfreq* is the absolute frequency of the output sound, in Hz. Default is 0.

When *iflag* = 0, *inotenum* sets the frequency of the output according to the MIDI note number used, and *xfreq* is used as a multiplier. When *iflag* = 1, the frequency of the output, is set directly by *xfreq* . This allows the user to use any kind of micro-tuning based scales. However, this method is designed to work correctly only with presets tuned to the default equal temperament. Attempts to use this method with a preset already having non-standard tunings, or with drum-kit-based presets, could give unexpected results.

Adjustment of the amplitude can be done by varying the *xamp* argument, which acts as a multiplier.

The *ioffset* parameter allows the sound to start from a sample different than the first one. The user should make sure that its value is within the length of the specific sound. Otherwise, Csound will probably crash.

sfinstr3 is a cubic-interpolation version of *sfinstr* . Difference of sound-quality is noticeable specially in bass-frequency-transposed samples. In high-freq-transposed samples the difference is less noticeable, and I suggest to use linear-interpolation versions, because they are faster.

These opcodes only support the sample structure of SF2 files. The modulator structure of the SoundFont2 format is not supported in Csound. Any modulation or processing to the sample data is left to the Csound user, bypassing all restrictions forced by the SF2 standard.

See Also

sfilist , *sfinstr3m* , *sfinstrm* , *sfinstr* , *sfloat* , *sfpassign* , *sfplay3* , *sfplay3m* , *sfplay* , *sfplaym* , *sfplist* , *sfpreset*

Credits

Author: Gabriel Maldonado Italy May 2000

New in Csound Version 4.07

19.594. *sfinstr3m*

sfinstr3m – Plays a SoundFont2 (SF2) sample instrument, generating a mono sound with cubic interpolation.

Description

Plays a SoundFont2 (SF2) sample instrument, generating a mono sound with cubic interpolation. These opcodes allow management the sample-structure of SF2 files. In order to understand the usage of these opcodes, the user must have some knowledge of the SF2 format, so a brief description of this format can be found in the *SoundFont2 File Format Appendix* .

Syntax

ar **sfinstr3m** ivel, inotenum, xamp, xfreq, instrnum, ifilhandle [, iflag] [, ioffset]

Initialization

ivel – velocity value

inotenum – MIDI note number value

instrnum – number of an instrument of a SF2 file.

ifilhandle – unique number generated by *sfloat* opcode to be used as an identifier for a SF2 file. Several SF2 files can be loaded and activated at the same time.

iflag (optional) – flag regarding the behavior of *xfreq* and *inotenum*

ioffset (optional) – start playing at offset, in samples.

Performance

xamp – amplitude correction factor

xfreq – frequency value or frequency multiplier, depending by *iflag* . When *iflag* = 0, *xfreq* is a multiplier of a the default frequency, assigned by SF2 preset to the *inotenum* value. When *iflag* = 1, *xfreq* is the absolute frequency of the output sound, in Hz. Default is 0.

When *iflag* = 0, *inotenum* sets the frequency of the output according to the MIDI note number used, and *xfreq* is used as a multiplier. When *iflag* = 1, the frequency of the output, is set directly by *xfreq* . This allows the user to use any kind of micro-tuning based scales. However, this method is designed to work correctly only with presets tuned to the default equal temperament. Attempts to use this method with a preset already having non-standard tunings, or with drum-kit-based presets, could give unexpected results.

Adjustment of the amplitude can be done by varying the *xamp* argument, which acts as a multiplier.

The *ioffset* parameter allows the sound to start from a sample different than the first one. The user should make sure that its value is within the length of the specific sound. Otherwise, Csound will probably crash.

sfinstr3m is a cubic-interpolation version of *sfinstrm* . Difference of sound-quality is noticeable specially in bass-frequency-transposed samples. In high-freq-transposed samples the difference is less noticeable, and I suggest to use linear-interpolation versions, because they are faster.

These opcodes only support the sample structure of SF2 files. The modulator structure of the SoundFont2 format is not supported in Csound. Any modulation or processing to the sample data is left to the Csound user, bypassing all restrictions forced by the SF2 standard.

See Also

sfilist , *sfinstr3* , *sfinstr* , *sfinstrm* , *sfloat* , *sfassign* , *sfplay3* , *sfplay3m* , *sfplay* , *sfplaym* , *sfplist* , *sfpreset*

Credits

Author: Gabriel Maldonado Italy May 2000

New in Csound Version 4.07

19.595. sfinstrm

sfinstrm – Plays a SoundFont2 (SF2) sample instrument, generating a mono sound.

Description

Plays a SoundFont2 (SF2) sample instrument, generating a mono sound. These opcodes allow management the sample-structure of SF2 files. In order to understand the usage of these opcodes, the user must have some knowledge of the SF2 format, so a brief description of this format can be found in the *SoundFont2 File Format Appendix* .

Syntax

ar **sfinstrm** ivel, inotenum, xamp, xfreq, instrnum, ifilhandle [, iflag] [, ioffset]

Initialization

ivel – velocity value

inotenum – MIDI note number value

instrnum – number of an instrument of a SF2 file.

ifilhandle – unique number generated by *sfloat* opcode to be used as an identifier for a SF2 file. Several SF2 files can be loaded and activated at the same time.

iflag (optional) – flag regarding the behavior of *xfreq* and *inotenum*

ioffset (optional) – start playing at offset, in samples.

Performance

xamp – amplitude correction factor

xfreq – frequency value or frequency multiplier, depending by *iflag* . When *iflag* = 0, *xfreq* is a multiplier of a the default frequency, assigned by SF2 preset to the *inotenum* value. When *iflag* = 1, *xfreq* is the absolute frequency of the output sound, in Hz. Default is 0.

When *iflag* = 0, *inotenum* sets the frequency of the output according to the MIDI note number used, and *xfreq* is used as a multiplier. When *iflag* = 1, the frequency of the output, is set directly by *xfreq* . This allows the user to use any kind of micro-tuning based scales. However, this method is designed to work correctly only with presets tuned to the default equal temperament. Attempts to use this method with a preset already having non-standard tunings, or with drum-kit-based presets, could give unexpected results.

Adjustment of the amplitude can be done by varying the *xamp* argument, which acts as a multiplier.

The *ioffset* parameter allows the sound to start from a sample different than the first one. The user should make sure that its value is within the length of the specific sound. Otherwise, Csound will probably crash.

sfinstrm plays is a mono version of *sfinstr* . This is the fastest opcode of the SF2 family.

These opcodes only support the sample structure of SF2 files. The modulator structure of the SoundFont2 format is not supported in Csound. Any modulation or processing to the sample data is left to the Csound user, bypassing all restrictions forced by the SF2 standard.

See Also

sfilist , *sfinstr* , *sfloat* , *sfpassign* , *sfplay* , *sfplaym* , *sfplist* , *sfpreset*

Credits

Author: Gabriel Maldonado Italy May 2000
New in Csound Version 4.07

19.596. **sfload**

sfload – Loads an entire SoundFont2 (SF2) sample file into memory.

Description

Loads an entire SoundFont2 (SF2) sample file into memory. These opcodes allow management the sample-structure of SF2 files. In order to understand the usage of these opcodes, the user must have some knowledge of the SF2 format, so a brief description of this format can be found in the *SoundFont2 File Format Appendix* .

sfload should be placed in the header section of a Csound orchestra.

Syntax

ir **sfload** "filename"

Initialization

ir – output to be used by other SF2 opcodes. For *sfload* , *ir* is *ifilhandle* .

"filename" – name of the SF2 file, with its complete path. It must be typed within double-quotes. Use "/" to separate directories. This applies to DOS and Windows as well, where using a backslash will generate an error.

Performance

sfload loads an entire SF2 file into memory. It returns a file handle to be used by other opcodes. Several instances of *sfload* can be placed in the header section of an orchestra, allowing use of more than one SF2 file in a single orchestra.

These opcodes only support the sample structure of SF2 files. The modulator structure of the SoundFont2 format is not supported in Csound. Any modulation or processing to the sample data is left to the Csound user, bypassing all restrictions forced by the SF2 standard.

See Also

sfilist , *sfinstr* , *sfinstrm* , *sfpassign* , *sfplay* , *sfplaym* , *sfplist* , *sfpreset*

Credits

Author: Gabriel Maldonado Italy May 2000
New in Csound Version 4.07

19.597. **sfpassign**

sfpassign – Assigns all presets of a SoundFont2 (SF2) sample file to a sequence of progressive index numbers.

Description

Assigns all presets of a previously loaded SoundFont2 (SF2) sample file to a sequence of progressive index numbers. These opcodes allow management the sample-structure of SF2 files. In order to understand the usage of these opcodes, the user must have some knowledge of the SF2 format, so a brief description of this format can be found in the *SoundFont2 File Format Appendix* .

sfpassign should be placed in the header section of a Csound orchestra.

Syntax

sfpassign *istartindex*, *ifilhandle*

Initialization

istartindex – starting index preset by the user in bulk preset assignments.

ifilhandle – unique number generated by *sfloat* opcode to be used as an identifier for a SF2 file. Several SF2 files can be loaded and activated at the same time.

Performance

sfpassign assigns all presets of a previously loaded SF2 file to a sequence of progressive index numbers, to be used later with the opcodes *sfplay* and *sfplaym* . *istartindex* specifies the starting index number. Any number of *sfpassign* instances can be placed in the header section of an orchestra, each one assigning presets belonging to different SF2 files. The user must take care that preset index numbers of different SF2 files do not overlap.

These opcodes only support the sample structure of SF2 files. The modulator structure of the SoundFont2 format is not supported in Csound. Any modulation or processing to the sample data is left to the Csound user, bypassing all restrictions forced by the SF2 standard.

See Also

sfilist , *sfinstr* , *sfinstrm* , *sfloat* , *sfplay* , *sfplaym* , *sfplist* , *sfpreset*

Credits

Author: Gabriel Maldonado Italy May 2000

New in Csound Version 4.07

19.598. **sfplay**

sfplay – Plays a SoundFont2 (SF2) sample preset, generating a stereo sound.

Description

Plays a SoundFont2 (SF2) sample preset, generating a stereo sound. These opcodes allow management the sample-structure of SF2 files. In order to understand the usage of these opcodes, the user must have some knowledge of the SF2 format, so a brief description of this format can be found in the *SoundFont2 File Format Appendix* .

Syntax

ar1, ar2 **sfplay** ivel, inotenum, xamp, xfreq, ipreindex [, iflag] [, ioffset]

Initialization

ivel – velocity value

inotenum – MIDI note number value

ipreindex – preset index

iflag – flag regarding the behavior of *xfreq* and *inotenum*

ioffset (optional) – start playing at offset, in samples.

Performance

xamp – amplitude correction factor

xfreq – frequency value or frequency multiplier, depending by *iflag* . When *iflag* = 0, *xfreq* is a multiplier of a the default frequency, assigned by SF2 preset to the *inotenum* value. When *iflag* = 1, *xfreq* is the absolute frequency of the output sound, in Hz. Default is 0.

When *iflag* = 0, *inotenum* sets the frequency of the output according to the MIDI note number used, and *xfreq* is used as a multiplier. When *iflag* = 1, the frequency of the output, is set directly by *xfreq* . This allows the user to use any kind of micro-tuning based scales. However, this method is designed to work correctly only with presets tuned to the default equal temperament. Attempts to use this method with a preset already having non-standard tunings, or with drum-kit-based presets, could give unexpected results.

Adjustment of the amplitude can be done by varying the *xamp* argument, which acts as a multiplier.

Notice that both *xamp* and *xfreq* can use k-rate as well as a-rate signals. Both arguments must use variables of the same rate, or *sfplay* will not work correctly. *ipreindex* must contain the number of a previously assigned preset, or Csound will crash.

The *ioffset* parameter allows the sound to start from a sample different than the first one. The user should make sure that its value is within the length of the specific sound. Otherwise, Csound will probably crash.

sfplay plays a preset, generating a stereo sound. *ivel* does not directly affect the amplitude of the output, but informs *sfplay* about which sample should be chosen in multi-sample, velocity-split presets.

These opcodes only support the sample structure of SF2 files. The modulator structure of the SoundFont2 format is not supported in Csound. Any modulation or processing to the sample data is left to the Csound user, bypassing all restrictions forced by the SF2 standard.

See Also

sflist , *sfinstr* , *sfinstrm* , *sfload* , *sfpassign* , *sfplaym* , *sfplist* , *sfpreset*

Credits

Author: Gabriel Maldonado Italy May 2000

New in Csound Version 4.07

19.599. *sfplay3*

sfplay3 – Plays a SoundFont2 (SF2) sample preset, generating a stereo sound with cubic interpolation.

Description

Plays a SoundFont2 (SF2) sample preset, generating a stereo sound with cubic interpolation. These opcodes allow management the sample-structure of SF2 files. In order to understand the usage of these opcodes, the user must have some knowledge of the SF2 format, so a brief description of this format can be found in the *SoundFont2 File Format Appendix* .

Syntax

ar1, ar2 **sfplay3** ivel, inotenum, xamp, xfreq, ipreindex [, iflag] [, ioffset]

Initialization

ivel – velocity value

inotenum – MIDI note number value

ipreindex – preset index

iflag – flag regarding the behavior of *xfreq* and *inotenum*

ioffset (optional) – start playing at offset, in samples.

Performance

xamp – amplitude correction factor

xfreq – frequency value or frequency multiplier, depending by *iflag* . When *iflag* = 0, *xfreq* is a multiplier of a the default frequency, assigned by SF2 preset to the *inotenum* value. When *iflag* = 1, *xfreq* is the absolute frequency of the output sound, in Hz. Default is 0.

When *iflag* = 0, *inotenum* sets the frequency of the output according to the MIDI note number used, and *xfreq* is used as a multiplier. When *iflag* = 1, the frequency of the output, is set directly by *xfreq* . This allows the user to use any kind of micro-tuning based scales. However, this method is designed to work correctly only with presets tuned to the default equal temperament. Attempts to use this method with a preset already having non-standard tunings, or with drum-kit-based presets, could give unexpected results.

Adjustment of the amplitude can be done by varying the *xamp* argument, which acts as a multiplier.

Notice that both *xamp* and *xfreq* can use k-rate as well as a-rate signals. Both arguments must use variables of the same rate, or *sfplay3* will not work correctly. *ipreindex* must contain the number of a previously assigned preset, or Csound will crash.

The *ioffset* parameter allows the sound to start from a sample different than the first one. The user should make sure that its value is within the length of the specific sound. Otherwise, Csound will probably crash.

sfplay3 plays a preset, generating a stereo sound with cubic interpolation. *ivel* does not directly affect the amplitude of the output, but informs *sfplay3* about which sample should be chosen in multi-sample, velocity-split presets.

sfplay3 is a cubic-interpolation version of *sfplay*. Difference of sound-quality is noticeable specially in bass-frequency-transposed samples. In high-freq-transposed samples the difference is less noticeable, and I suggest to use linear-interpolation versions, because they are faster.

These opcodes only support the sample structure of SF2 files. The modulator structure of the SoundFont2 format is not supported in Csound. Any modulation or processing to the sample data is left to the Csound user, bypassing all restrictions forced by the SF2 standard.

See Also

sfilist, *sfinstr3*, *sfinstr3m*, *sfinstr*, *sfinstrm*, *sfload*, *sfpassign*, *sfplay3m*, *sfplaym*, *sfplay*, *sfplist*, *sfpreset*

Credits

Author: Gabriel Maldonado Italy May 2000

New in Csound Version 4.07

19.600. sfplay3m

sfplay3m – Plays a SoundFont2 (SF2) sample preset, generating a mono sound with cubic interpolation.

Description

Plays a SoundFont2 (SF2) sample preset, generating a mono sound with cubic interpolation. These opcodes allow management the sample-structure of SF2 files. In order to understand the usage of these opcodes, the user must have some knowledge of the SF2 format, so a brief description of this format can be found in the *SoundFont2 File Format Appendix*.

Syntax

ar **sfplay3m** *ivel*, *inotenum*, *xamp*, *xfreq*, *ipreindex* [, *iflag*] [, *ioffset*]

Initialization

ivel – velocity value

inotenum – MIDI note number value

ipreindex – preset index

iflag (optional) – flag regarding the behavior of *xfreq* and *inotenum*

ioffset (optional) – start playing at offset, in samples.

Performance

xamp – amplitude correction factor

xfreq – frequency value or frequency multiplier, depending by *iflag* . When *iflag* = 0, *xfreq* is a multiplier of a the default frequency, assigned by SF2 preset to the *inotenum* value. When *iflag* = 1, *xfreq* is the absolute frequency of the output sound, in Hz. Default is 0.

When *iflag* = 0, *inotenum* sets the frequency of the output according to the MIDI note number used, and *xfreq* is used as a multiplier. When *iflag* = 1, the frequency of the output, is set directly by *xfreq* . This allows the user to use any kind of micro-tuning based scales. However, this method is designed to work correctly only with presets tuned to the default equal temperament. Attempts to use this method with a preset already having non-standard tunings, or with drum-kit-based presets, could give unexpected results.

Adjustment of the amplitude can be done by varying the *xamp* argument, which acts as a multiplier.

Notice that both *xamp* and *xfreq* can use k-rate as well as a-rate signals. Both arguments must use variables of the same rate, or *sfplay3m* will not work correctly. *ipreindex* must contain the number of a previously assigned preset, or Csound will crash.

The *ioffset* parameter allows the sound to start from a sample different than the first one. The user should make sure that its value is within the length of the specific sound. Otherwise, Csound will probably crash.

sfplay3m is a mono version of *sfplay3* . It should be used with mono preset, or with the stereo presets in which stereo output is not required. It is faster than *sfplay3* .

sfplay3m is also a cubic-interpolation version of *sfplaym* . Difference of sound-quality is noticeable specially in bass-frequency-transposed samples. In high-freq-transposed samples the difference is less noticeable, and I suggest to use linear-interpolation versions, because they are faster.

These opcodes only support the sample structure of SF2 files. The modulator structure of the SoundFont2 format is not supported in Csound. Any modulation or processing to the sample data is left to the Csound user, bypassing all restrictions forced by the SF2 standard.

See Also

sfilist , *sfinstr3* , *sfinstr3m* , *sfinstr* , *sfinstrm* , *sfload* , *sfpassign* , *sfplay3* , *sfplaym* , *sfplay* , *sfplist* , *sfpreset*

Credits

Author: Gabriel Maldonado Italy May 2000

New in Csound Version 4.07

19.601. *sfplaym*

sfplaym – Plays a SoundFont2 (SF2) sample preset, generating a mono sound.

Description

Plays a SoundFont2 (SF2) sample preset, generating a mono sound. These opcodes allow management the sample-structure of SF2 files. In order to understand the usage of these opcodes, the user must have some knowledge of the SF2 format, so a brief description of this format can be found in the *SoundFont2 File Format Appendix* .

Syntax

ar **sfplaym** ivel, inotenum, xamp, xfreq, ipreindex [, iflag] [, ioffset]

Initialization

ivel – velocity value

inotenum – MIDI note number value

ipreindex – preset index

iflag (optional) – flag regarding the behavior of *xfreq* and *inotenum*

ioffset (optional) – start playing at offset, in samples.

Performance

xamp – amplitude correction factor

xfreq – frequency value or frequency multiplier, depending by *iflag* . When *iflag* = 0, *xfreq* is a multiplier of a the default frequency, assigned by SF2 preset to the *inotenum* value. When *iflag* = 1, *xfreq* is the absolute frequency of the output sound, in Hz. Default is 0.

When *iflag* = 0, *inotenum* sets the frequency of the output according to the MIDI note number used, and *xfreq* is used as a multiplier. When *iflag* = 1, the frequency of the output, is set directly by *xfreq* . This allows the user to use any kind of micro-tuning based scales. However, this method is designed to work correctly only with presets tuned to the default equal temperament. Attempts to use this method with a preset already having non-standard tunings, or with drum-kit-based presets, could give unexpected results.

Adjustment of the amplitude can be done by varying the *xamp* argument, which acts as a multiplier.

Notice that both *xamp* and *xfreq* can use k-rate as well as a-rate signals. Both arguments must use variables of the same rate, or *sfplay* will not work correctly. *ipreindex* must contain the number of a previously assigned preset, or Csound will crash.

The *ioffset* parameter allows the sound to start from a sample different than the first one. The user should make sure that its value is within the length of the specific sound. Otherwise, Csound will probably crash.

sfplaym is a mono version of *sfplay* . It should be used with mono preset, or with the stereo presets in which stereo output is not required. It is faster than *sfplay* .

These opcodes only support the sample structure of SF2 files. The modulator structure of the SoundFont2 format is not supported in Csound. Any modulation or processing to the sample data is left to the Csound user, bypassing all restrictions forced by the SF2 standard.

See Also

sfilist , *sfinstr* , *sfinstrm* , *sfloat* , *sfpassign* , *sfplay* , *sfplist* , *sfpreset*

Credits

Author: Gabriel Maldonado Italy May 2000
New in Csound Version 4.07

19.602. *sfplist*

sfplist – Prints a list of all presets of a SoundFont2 (SF2) sample file.

Description

Prints a list of all presets of a previously loaded SoundFont2 (SF2) sample file. These opcodes allow management the sample-structure of SF2 files. In order to understand the usage of these opcodes, the user must have some knowledge of the SF2 format, so a brief description of this format can be found in the *SoundFont2 File Format Appendix* .

Syntax

sfplist ifilhandle

Initialization

ifilhandle – unique number generated by *sfloat* opcode to be used as an identifier for a SF2 file. Several SF2 files can be loaded and activated at the same time.

Performance

sfplist prints a list of all presets of a previously loaded SF2 file to the console.

These opcodes only support the sample structure of SF2 files. The modulator structure of the SoundFont2 format is not supported in Csound. Any modulation or processing to the sample data is left to the Csound user, bypassing all restrictions forced by the SF2 standard.

See Also

sfilist , *sfinstr* , *sfinstrm* , *sfloat* , *sfassign* , *sfplay* , *sfplaym* , *sfpreset*

Credits

Author: Gabriel Maldonado Italy May 2000
New in Csound Version 4.07

19.603. *sfpreset*

sfpreset – Assigns an existing preset of a SoundFont2 (SF2) sample file to an index number.

Description

Assigns an existing preset of a previously loaded SoundFont2 (SF2) sample file to an index number. These opcodes allow management the sample-structure of SF2 files. In order to understand the usage of these opcodes, the user must have some knowledge of the SF2 format, so a brief description of this format can be found in the *SoundFont2 File Format Appendix* .

sfpreset should be placed in the header section of a Csound orchestra.

Syntax

ir **sfpreset** iprog, ibank, ifilhandle, ipreindex

Initialization

ir – output to be used by other SF2 opcodes. For *sfpreset* , *ir* is *ipreindex* .

iprog – program number of a bank of presets in a SF2 file

ibank – number of a specific bank of a SF2 file

ifilhandle – unique number generated by *sfload* opcode to be used as an identifier for a SF2 file. Several SF2 files can be loaded and activated at the same time.

ipreindex – preset index

Performance

sfpreset assigns an existing preset of a previously loaded SF2 file to an index number, to be used later with the opcodes *sfplay* and *sfplaym* . The user must previously know the program and the bank numbers of the preset in order to fill the corresponding arguments. Any number of *sfpreset* instances can be placed in the header section of an orchestra, each one assigning a different preset belonging to the same (or different) SF2 file to different index numbers.

These opcodes only support the sample structure of SF2 files. The modulator structure of the SoundFont2 format is not supported in Csound. Any modulation or processing to the sample data is left to the Csound user, bypassing all restrictions forced by the SF2 standard.

See Also

sfplist , *sfinstr* , *sfinstrm* , *sfload* , *sfassign* , *sfplay* , *sfplaym* , *sfplist*

Credits

Author: Gabriel Maldonado Italy May 2000

New in Csound Version 4.07

19.604. shaker

shaker – Sounds like the shaking of a maraca or similar gourd instrument.

Description

Audio output is a tone related to the shaking of a maraca or similar gourd instrument. The method is a physically inspired model developed from Perry Cook, but re-coded for Csound.

Syntax

ar **shaker** kamp, kfreq, kbeans, kdamp, ktimes [, idecay]

Initialization

idecay – If present indicates for how long at the end of the note the shaker is to be damped. The default value is zero.

Performance

A note is played on a maraca-like instrument, with the arguments as below.

kamp – Amplitude of note.

kfreq – Frequency of note played.

kbeans – The number of beans in the gourd. A value of 8 seems suitable,

kdamp – The damping value of the shaker. Values of 0.98 to 1 seems suitable, with 0.99 a reasonable default.

ktimes – Number of times shaken.

Note

The argument *knum* was redundant, so it was removed in version 3.49.

Examples

Here is an example of the shaker opcode. It uses the files *shaker.orc* and *shaker.sco* .

Example 1. Example of the shaker opcode.

```
/* shaker.orc */
; Initialize the global variables.
sr = 22050
kr = 2205
ksmps = 10
nchnls = 1

; Instrument #1
instr 1
  al shaker 10000, 440, 8, 0.999, 100, 0
  out al
endin
/* shaker.orc */
```

```
/* shaker.sco */
i 1 0 1
e
/* shaker.sco */
```

Credits

Author: John ffitch (after Perry Cook) University of Bath, Codemist Ltd. Bath, UK
New in Csound version 3.47

Fixed the example thanks to a message from Istvan Varga.

19.605. sin

sin – Performs a sine function.

Description

Returns the sine of x (x in radians).

Syntax

sin (x) (no rate restriction)

Examples

Here is an example of the sin opcode. It uses the files *sin.orc* and *sin.sco* .

Example 1. Example of the sin opcode.

```
/* sin.orc */
; Initialize the global variables.
sr = 44100
kr = 4410
ksmps = 10
nchnls = 1

; Instrument #1.
instr 1
  irad = 25
  i1 = sin(irad)

  print i1
endin
/* sin.orc */
```

```
/* sin.sco */
; Play Instrument #1 for one second.
i 1 0 1
e
/* sin.sco */
```

Its output should include a line like this:

```
instr 1: i1 = -0.132
```

See Also

cos , *cosh* , *cosinv* , *sinh* , *sininv* , *tan* , *tanh* , *taninv*

Credits

Example written by Kevin Conder.

19.606. sinh

sinh – Performs a hyperbolic sine function.

Description

Returns the hyperbolic sine of x (x in radians).

Syntax

sinh (x) (no rate restriction)

Examples

Here is an example of the sinh opcode. It uses the files *sinh.orc* and *sinh.sco* .

Example 1. Example of the sinh opcode.

```

/* sinh.orc */
; Initialize the global variables.
sr = 44100
kr = 4410
ksmps = 10
nchnls = 1

; Instrument #1.
instr 1
  irad = 1
  i1 = sinh(irad)

  print i1
endin
/* sinh.orc */

/* sinh.sco */
; Play Instrument #1 for one second.
i 1 0 1
e
/* sinh.sco */

```

Its output should a line like this:

```
instr 1: i1 = 1.175
```

See Also

cos , *cosh* , *cosinv* , *sin* , *sininv* , *tan* , *tanh* , *taninv*

Credits

Example written by Kevin Conder.

19.607. *sininv*

sininv – Performs an arcsine function.

Description

Returns the arcsine of x (x in radians).

Syntax

sininv (x) (no rate restriction)

Examples

Here is an example of the `sininv` opcode. It uses the files `sininv.orc` and `sininv.sco`.

Example 1. Example of the `sininv` opcode.

```
/* sininv.orc */
; Initialize the global variables.
sr = 44100
kr = 4410
ksmps = 10
nchnls = 1

; Instrument #1.
instr 1
  irad = 0.5
  i1 = sininv(irad)

  print i1
endin
/* sininv.orc */
```

```
/* sininv.sco */
; Play Instrument #1 for one second.
i 1 0 1
e
/* sininv.sco */
```

Its output should include a line like this:

```
instr 1: i1 = 0.524
```

See Also

`cos`, `cosh`, `cosinv`, `sin`, `sinh`, `tan`, `tanh`, `taninv`

Credits

Example written by Kevin Conder.

19.608. sleighbells

`sleighbells` – Semi-physical model of a sleighbell sound.

Description

`sleighbells` is a semi-physical model of a sleighbell sound. It is one of the PhISEM percussion opcodes. PhISEM (Physically Informed Stochastic Event Modeling) is an algorithmic approach for simulating collisions of multiple independent sound producing objects.

Syntax

ar `sleighbells` *kamp*, *idettack* [, *inum*] [, *idamp*] [, *imaxshake*] [, *ifreq*] [, *ifreq1*] [, *ifreq2*]

Initialization

idettack – period of time over which all sound is stopped

inum (optional) – The number of beads, teeth, bells, timbrels, etc. If zero, the default value is 32.

idamp (optional) – the damping factor, as part of this equation:

$$\text{damping_amount} = 0.9994 + (\text{idamp} * 0.002)$$

The default *damping_amount* is 0.9994 which means that the default value of *idamp* is 0. The maximum *damping_amount* is 1.0 (no damping). This means the maximum value for *idamp* is 0.03.

The recommended range for *idamp* is usually below 75% of the maximum value.

imaxshake (optional, default=0) – amount of energy to add back into the system. The value should be in range 0 to 1.

ifreq (optional) – the main resonant frequency. The default value is 2500.

ifreq1 (optional) – the first resonant frequency. The default value is 5300.

ifreq2 (optional) – the second resonant frequency. The default value is 6500.

Performance

kamp – Amplitude of output. Note: As these instruments are stochastic, this is only an approximation.

Examples

Here is an example of the sleighbells opcode. It uses the files *sleighbells.orc* and *sleighbells.sco* .

Example 1. Example of the sleighbells opcode.

```
/* sleighbells.orc */
sr = 22050
kr = 2205
ksmps = 10
nchnls = 1

; Instrument #1: An example of sleighbells.
instr 1
  a1 sleighbells 20000, 0.01

  out a1
endin
/* sleighbells.orc */
```

```
/* sleighbells.sco */
i 1 0.00 0.25
i 1 0.30 0.25
i 1 0.60 0.25
i 1 0.90 0.25
i 1 1.20 0.25
i 1 1.50 0.25
i 1 1.80 0.25
i 1 2.10 0.25
i 1 2.40 0.25
i 1 2.70 0.25
i 1 3.00 0.25
e
/* sleighbells.sco */
```

See Also

bamboo , *dripwater* , *guiro* , *tambourine*

Credits

Author: Perry Cook, part of the PhISEM (Physically Informed Stochastic Event Modeling) Adapted by John

New in Csound version 4.07

Added notes by Rasmus Ekman on May 2002.

19.609. slider16

slider16 – Creates a bank of 16 different MIDI control message numbers.

Description

Creates a bank of 16 different MIDI control message numbers.

Syntax

i1,...,*i16* **slider16** *ichan*, *ictlnum1*, *imin1*, *imax1*, *init1*, *ifn1*,..., *ictlnum16*, *imin16*, *imax16*, *init16*, *ifn16*

k1,...,*k16* **slider16** *ichan*, *ictlnum1*, *imin1*, *imax1*, *init1*, *ifn1*,..., *ictlnum16*, *imin16*, *imax16*, *init16*, *ifn16*

Initialization

i1 ... *i64* – output values

ichan – MIDI channel (1-16)

ictlnum1 ... *ictlnum64* – MIDI control number (0-127)

imin1 ... *imin64* – minimum values for each controller

imax1 ... *imax64* – maximum values for each controller

init1 ... *init64* – initial value for each controller

ifn1 ... *ifn64* – function table for conversion for each controller

icutoff1 ... *icutoff64* – low-pass filter cutoff frequency for each controller

Performance

k1 ... *k64* – output values

slider16 is a bank of MIDI controllers, useful when using MIDI mixer such as Kawai MM-16 or others for changing whatever sound parameter in real-time. The raw MIDI control messages at the input port are converted to agree with *iminN* and *imaxN*, and an initial value can be set. Also, an optional non-interpolated function table with a custom translation curve is allowed, useful for enabling exponential response curves.

When no function table translation is required, set the *ifnN* value to 0, else set *ifnN* to a valid function table number. When table translation is enabled (i.e. setting *ifnN* value to a non-zero number referring to an already allocated function table), *initN* value should be set equal to *iminN* or *imaxN* value, else the initial output value will not be the same as specified in *initN* argument.

slider16 allows a bank of 16 different MIDI control message numbers.

As the input and output arguments are many, you can split the line using '\' (backslash) character (new in 3.47 version) to improve the readability. Using these opcodes is considerably more efficient than using the separate ones (*ctrl7* and *tonek*) when more controllers are required.

In the i-rate version of *slider16*, there is not an initial value input argument, because the output is gotten directly from current status of internal controller array of Csound.

See Also

s16b14, *s32b14*, *slider16f*, *slider32*, *slider32f*, *slider64*, *slider64f*, *slider8*, *slider8f*

Credits

Author: Gabriel Maldonado Italy December 1998

New in Csound version 3.50

Thanks goes to Rasmus Ekman for pointing out the correct MIDI channel and controller number ranges.

19.610. *slider16f*

slider16f – Creates a bank of 16 different MIDI control message numbers, filtered before output.

Description

Creates a bank of 16 different MIDI control message numbers, filtered before output.

Syntax

k1,...,*k16* **slider16f** *ichan*, *ictlnum1*, *imin1*, *imax1*, *init1*, *ifn1*, *icutoff1*,..., *ictlnum16*, *imin16*, *imax16*, *init16*, *ifn16*, *icutoff16*

Initialization

ichan – MIDI channel (1-16)

ictlnum1 ... *ictlnum64* – MIDI control number (0-127)

imin1 ... *imin64* – minimum values for each controller

imax1 ... *imax64* – maximum values for each controller

init1 ... *init64* – initial value for each controller

ifn1 ... *ifn64* – function table for conversion for each controller

icutoff1 ... *icutoff64* – low-pass filter cutoff frequency for each controller

Performance

k1 ... *k64* – output values

slider16f is a bank of MIDI controllers, useful when using MIDI mixer such as Kawai MM-16 or others for changing whatever sound parameter in real-time. The raw MIDI control messages at the input port are converted to agree with *iminN* and *imaxN*, and an initial value can be set. Also, an optional non-interpolated function table with a custom translation curve is allowed, useful for enabling exponential response curves.

When no function table translation is required, set the *ifnN* value to 0, else set *ifnN* to a valid function table number. When table translation is enabled (i.e. setting *ifnN* value to a non-zero number referring to an already allocated function table), *initN* value should be set equal to *iminN* or *imaxN* value, else the initial output value will not be the same as specified in *initN* argument.

slider16f allows a bank of 16 different MIDI control message numbers. It filters the signal before output. This eliminates discontinuities due to the low resolution of the MIDI (7 bit). The cutoff frequency can be set separately for each controller (suggested range: .1 to 5 Hz).

As the input and output arguments are many, you can split the line using '\' (backslash) character (new in 3.47 version) to improve the readability. Using these opcodes is considerably more efficient than using the separate ones (*ctrl7* and *tonek*) when more controllers are required.

Warning *slider16f* does not output the required initial value immediately, but only after some k-cycles because the fi

See Also

s16b14 , *s32b14* , *slider16* , *slider32* , *slider32f* , *slider64* , *slider64f* , *slider8* , *slider8f*

Credits

Author: Gabriel Maldonado Italy December 1998

New in Csound version 3.50

Thanks goes to Rasmus Ekman for pointing out the correct MIDI channel and controller number ranges.

19.611. slider32

slider32 – Creates a bank of 32 different MIDI control message numbers.

Description

Creates a bank of 32 different MIDI control message numbers.

Syntax

i1,...,*i32* **slider32** *ichan*, *ictlnum1*, *imin1*, *imax1*, *init1*, *ifn1*,..., *ictlnum32*, *imin32*, *imax32*, *init32*, *ifn32*

k1,...,*k32* **slider32** *ichan*, *ictlnum1*, *imin1*, *imax1*, *init1*, *ifn1*,..., *ictlnum32*, *imin32*, *imax32*, *init32*, *ifn32*

Initialization

i1 ... *i64* – output values

ichan – MIDI channel (1-16)

ictlnum1 ... *ictlnum64* – MIDI control number (0-127)

imin1 ... *imin64* – minimum values for each controller

imax1 ... *imax64* – maximum values for each controller

init1 ... init64 – initial value for each controller

ifn1 ... ifn64 – function table for conversion for each controller

icutoff1 ... icutoff64 – low-pass filter cutoff frequency for each controller

Performance

k1 ... k64 – output values

slider32 is a bank of MIDI controllers, useful when using MIDI mixer such as Kawai MM-16 or others for changing whatever sound parameter in real-time. The raw MIDI control messages at the input port are converted to agree with *iminN* and *imaxN*, and an initial value can be set. Also, an optional non-interpolated function table with a custom translation curve is allowed, useful for enabling exponential response curves.

When no function table translation is required, set the *ifnN* value to 0, else set *ifnN* to a valid function table number. When table translation is enabled (i.e. setting *ifnN* value to a non-zero number referring to an already allocated function table), *initN* value should be set equal to *iminN* or *imaxN* value, else the initial output value will not be the same as specified in *initN* argument.

slider32 allows a bank of 32 different MIDI control message numbers.

As the input and output arguments are many, you can split the line using `\` (backslash) character (new in 3.47 version) to improve the readability. Using these opcodes is considerably more efficient than using the separate ones (*ctrl7* and *tonek*) when more controllers are required.

In the i-rate version of *slider32*, there is not an initial value input argument, because the output is gotten directly from current status of internal controller array of Csound.

See Also

s16b14, *s32b14*, *slider16*, *slider16f*, *slider32f*, *slider64*, *slider64f*, *slider8*, *slider8f*

Credits

Author: Gabriel Maldonado Italy December 1998

New in Csound version 3.50

Thanks goes to Rasmus Ekman for pointing out the correct MIDI channel and controller number ranges.

19.612. *slider32f*

slider32f – Creates a bank of 32 different MIDI control message numbers, filtered before output.

Description

Creates a bank of 32 different MIDI control message numbers, filtered before output.

Syntax

k1,...,k32 slider32f ichan, ictlnum1, imin1, imax1, init1, ifn1, icutoff1,..., ictlnum32, imin32, imax32, init32, ifn32, icutoff32

Initialization

ichan – MIDI channel (1-16)

ictlnum1 ... *ictlnum64* – MIDI control number (0-127)

imin1 ... *imin64* – minimum values for each controller

imax1 ... *imax64* – maximum values for each controller

init1 ... *init64* – initial value for each controller

ifn1 ... *ifn64* – function table for conversion for each controller

icutoff1 ... *icutoff64* – low-pass filter cutoff frequency for each controller

Performance

k1 ... *k64* – output values

slider32f is a bank of MIDI controllers, useful when using MIDI mixer such as Kawai MM-16 or others for changing whatever sound parameter in real-time. The raw MIDI control messages at the input port are converted to agree with *iminN* and *imaxN*, and an initial value can be set. Also, an optional non-interpolated function table with a custom translation curve is allowed, useful for enabling exponential response curves.

When no function table translation is required, set the *ifnN* value to 0, else set *ifnN* to a valid function table number. When table translation is enabled (i.e. setting *ifnN* value to a non-zero number referring to an already allocated function table), *initN* value should be set equal to *iminN* or *imaxN* value, else the initial output value will not be the same as specified in *initN* argument.

slider32f allows a bank of 32 different MIDI control message numbers. It filters the signal before output. This eliminates discontinuities due to the low resolution of the MIDI (7 bit). The cutoff frequency can be set separately for each controller (suggested range: .1 to 5 Hz).

As the input and output arguments are many, you can split the line using '\' (backslash) character (new in 3.47 version) to improve the readability. Using these opcodes is considerably more efficient than using the separate ones (*ctrl7* and *tonek*) when more controllers are required.

Warning *slider32f* opcodes do not output the required initial value immediately, but only after some k-cycles because

See Also

s16b14, *s32b14*, *slider16*, *slider16f*, *slider32*, *slider64*, *slider64f*, *slider8*, *slider8f*

Credits

Author: Gabriel Maldonado Italy December 1998

New in Csound version 3.50

Thanks goes to Rasmus Ekman for pointing out the correct MIDI channel and controller number ranges.

19.613. slider64

slider64 – Creates a bank of 64 different MIDI control message numbers.

Description

Creates a bank of 64 different MIDI control message numbers.

Syntax

i1,...,*i64* **slider64** *ichan*, *ictlnum1*, *imin1*, *imax1*, *init1*, *ifn1*,..., *ictlnum64*, *imin64*, *imax64*, *init64*, *ifn64*

k1,...,*k64* **slider64** *ichan*, *ictlnum1*, *imin1*, *imax1*, *init1*, *ifn1*,..., *ictlnum64*, *imin64*, *imax64*, *init64*, *ifn64*

Initialization

i1 ... *i64* – output values

ichan – MIDI channel (1-16)

ictlnum1 ... *ictlnum64* – MIDI control number (0-127)

imin1 ... *imin64* – minimum values for each controller

imax1 ... *imax64* – maximum values for each controller

init1 ... *init64* – initial value for each controller

ifn1 ... *ifn64* – function table for conversion for each controller

icutoff1 ... *icutoff64* – low-pass filter cutoff frequency for each controller

Performance

k1 ... *k64* – output values

slider64 is a bank of MIDI controllers, useful when using MIDI mixer such as Kawai MM-16 or others for changing whatever sound parameter in real-time. The raw MIDI control messages at the input port are converted to agree with *iminN* and *imaxN*, and an initial value can be set. Also, an optional non-interpolated function table with a custom translation curve is allowed, useful for enabling exponential response curves.

When no function table translation is required, set the *ifnN* value to 0, else set *ifnN* to a valid function table number. When table translation is enabled (i.e. setting *ifnN* value to a non-zero number referring to an already allocated function table), *initN* value should be set equal to *iminN* or *imaxN* value, else the initial output value will not be the same as specified in *initN* argument.

slider64 allows a bank of 64 different MIDI control message numbers.

As the input and output arguments are many, you can split the line using ``\`` (backslash) character (new in 3.47 version) to improve the readability. Using these opcodes is considerably more efficient than using the separate ones (*ctrl7* and *tonek*) when more controllers are required.

In the i-rate version of *slider64*, there is not an initial value input argument, because the output is gotten directly from current status of internal controller array of Csound.

See Also

s16b14, *s32b14*, *slider16*, *slider16f*, *slider32*, *slider32f*, *slider64f*, *slider8*, *slider8f*

Credits

Author: Gabriel Maldonado Italy December 1998

New in Csound version 3.50

Thanks goes to Rasmus Ekman for pointing out the correct MIDI channel and controller number ranges.

19.614. slider64f

slider64f – Creates a bank of 64 different MIDI control message numbers, filtered before output.

Description

Creates a bank of 64 different MIDI control message numbers, filtered before output.

Syntax

$k1, \dots, k64$ **slider64f** *ichan*, *ictlnum1*, *imin1*, *imax1*, *init1*, *ifn1*, *icutoff1, \dots, ictlnum64*, *imin64*, *imax64*, *init64*, *ifn64*, *icutoff64*

Initialization

ichan – MIDI channel (1-16)

ictlnum1 ... ictlnum64 – MIDI control number (0-127)

imin1 ... imin64 – minimum values for each controller

imax1 ... imax64 – maximum values for each controller

init1 ... init64 – initial value for each controller

ifn1 ... ifn64 – function table for conversion for each controller

icutoff1 ... icutoff64 – low-pass filter cutoff frequency for each controller

Performance

$k1 \dots k64$ – output values

slider64f is a bank of MIDI controllers, useful when using MIDI mixer such as Kawai MM-16 or others for changing whatever sound parameter in real-time. The raw MIDI control messages at the input port are converted to agree with *iminN* and *imaxN*, and an initial value can be set. Also, an optional non-interpolated function table with a custom translation curve is allowed, useful for enabling exponential response curves.

When no function table translation is required, set the *ifnN* value to 0, else set *ifnN* to a valid function table number. When table translation is enabled (i.e. setting *ifnN* value to a non-zero number referring to an already allocated function table), *initN* value should be set equal to *iminN* or *imaxN* value, else the initial output value will not be the same as specified in *initN* argument.

slider64f allows a bank of 64 different MIDI control message numbers. It filters the signal before output. This eliminates discontinuities due to the low resolution of the MIDI (7 bit). The cutoff frequency can be set separately for each controller (suggested range: .1 to 5 Hz).

As the input and output arguments are many, you can split the line using `\` (backslash) character (new in 3.47 version) to improve the readability. Using these opcodes is considerably more efficient than using the separate ones (*ctrl7* and *tonek*) when more controllers are required.

Warning *slider64f* opcodes do not output the required initial value immediately, but only after some k-cycles h

See Also

s16b14 , *s32b14* , *slider16* , *slider16f* , *slider32* , *slider32f* , *slider64* , *slider8* , *slider8f*

Credits

Author: Gabriel Maldonado Italy December 1998

New in Csound version 3.50

Thanks goes to Rasmus Ekman for pointing out the correct MIDI channel and controller number ranges.

19.615. *slider8*

slider8 – Creates a bank of 8 different MIDI control message numbers.

Description

Creates a bank of 8 different MIDI control message numbers.

Syntax

i1,...,*i8* **slider8** *ichan*, *ictlnum1*, *imin1*, *imax1*, *init1*, *ifn1*,..., *ictlnum8*, *imin8*, *imax8*, *init8*, *ifn8*
k1,...,*k8* **slider8** *ichan*, *ictlnum1*, *imin1*, *imax1*, *init1*, *ifn1*,..., *ictlnum8*, *imin8*, *imax8*, *init8*, *ifn8*

Initialization

i1 ... *i64* – output values

ichan – MIDI channel (1-16)

ictlnum1 ... *ictlnum64* – MIDI control number (0-127)

imin1 ... *imin64* – minimum values for each controller

imax1 ... *imax64* – maximum values for each controller

init1 ... *init64* – initial value for each controller

ifn1 ... *ifn64* – function table for conversion for each controller

icutoff1 ... *icutoff64* – low-pass filter cutoff frequency for each controller

Performance

k1 ... *k64* – output values

19. Orchestra Opcodes and Operators

slider8 is a bank of MIDI controllers, useful when using MIDI mixer such as Kawai MM-16 or others for changing whatever sound parameter in real-time. The raw MIDI control messages at the input port are converted to agree with *iminN* and *imaxN*, and an initial value can be set. Also, an optional non-interpolated function table with a custom translation curve is allowed, useful for enabling exponential response curves.

When no function table translation is required, set the *ifnN* value to 0, else set *ifnN* to a valid function table number. When table translation is enabled (i.e. setting *ifnN* value to a non-zero number referring to an already allocated function table), *initN* value should be set equal to *iminN* or *imaxN* value, else the initial output value will not be the same as specified in *initN* argument.

slider8 allows a bank of 8 different MIDI control message numbers.

As the input and output arguments are many, you can split the line using '\' (backslash) character (new in 3.47 version) to improve the readability. Using these opcodes is considerably more efficient than using the separate ones (*ctrl7* and *tonek*) when more controllers are required.

In the i-rate version of *slider8*, there is not an initial value input argument, because the output is gotten directly from current status of internal controller array of Csound.

See Also

s16b14, *s32b14*, *slider16*, *slider16f*, *slider32*, *slider32f*, *slider64*, *slider64f*, *slider8f*

Credits

Author: Gabriel Maldonado Italy December 1998

New in Csound version 3.50

Thanks goes to Rasmus Ekman for pointing out the correct MIDI channel and controller number ranges.

19.616. slider8f

slider8f – Creates a bank of 8 different MIDI control message numbers, filtered before output.

Description

Creates a bank of 8 different MIDI control message numbers, filtered before output.

Syntax

k1,...,*k8* **slider8f** *ichan*, *ictlnum1*, *imin1*, *imax1*, *init1*, *ifn1*, *icutoff1*,..., *ictlnum8*, *imin8*, *imax8*, *init8*, *ifn8*, *icutoff8*

Initialization

ichan – MIDI channel (1-16)

ictlnum1 ... *ictlnum64* – MIDI control number (0-127)

imin1 ... *imin64* – minimum values for each controller

imax1 ... *imax64* – maximum values for each controller

init1 ... init64 – initial value for each controller

ifn1 ... ifn64 – function table for conversion for each controller

icutoff1 ... icutoff64 – low-pass filter cutoff frequency for each controller

Performance

k1 ... k64 – output values

slider8f is a bank of MIDI controllers, useful when using MIDI mixer such as Kawai MM-16 or others for changing whatever sound parameter in real-time. The raw MIDI control messages at the input port are converted to agree with *iminN* and *imaxN*, and an initial value can be set. Also, an optional non-interpolated function table with a custom translation curve is allowed, useful for enabling exponential response curves.

When no function table translation is required, set the *ifnN* value to 0, else set *ifnN* to a valid function table number. When table translation is enabled (i.e. setting *ifnN* value to a non-zero number referring to an already allocated function table), *initN* value should be set equal to *iminN* or *imaxN* value, else the initial output value will not be the same as specified in *initN* argument.

slider8f allows a bank of 8 different MIDI control message numbers. It filters the signal before output. This eliminates discontinuities due to the low resolution of the MIDI (7 bit). The cutoff frequency can be set separately for each controller (suggested range: .1 to 5 Hz).

As the input and output arguments are many, you can split the line using ``` (backslash) character (new in 3.47 version) to improve the readability. Using these opcodes is considerably more efficient than using the separate ones (*ctrl7* and *tonek*) when more controllers are required.

Warning *slider8f* opcodes do not output the required initial value immediately, but only after some k-cycles b

See Also

s16b14, *s32b14*, *slider16*, *slider16f*, *slider32*, *slider32f*, *slider64*, *slider64f*, *slider8*

Credits

Author: Gabriel Maldonado Italy December 1998

New in Csound version 3.50

Thanks goes to Rasmus Ekman for pointing out the correct MIDI channel and controller number ranges.

19.617. *sndinfo*

sndinfo – Displays information about a soundfile.

Description

Get basic information about one or more soundfiles.

Syntax

`csound -U sndinfo soundfilenames ...`

sndinfo soundfilenames ...

Initialization

sndinfo will attempt to find each named file, open it for reading, read in the soundfile header, then print a report on the basic information it finds. The order of search across soundfile directories is as described above. If the file is of type AIFF, some further details are listed first.

Examples

```
csound -U sndinfo
test Bosendorfer/"BOSEN_mf_A0_st" foo foo2
```

where the environment variables SFDIR = /u/bv/sound, and SSDIR = /so/bv/Samples, might produce the following:

```
util SNDINFO:
/u/bv/sound/test:
  srate 22050, monaural, 16 bit shorts, 1.10 seconds
  headersiz 1024, datasiz 48500 (24250 sample frames)

/so/bv/Samples/Bosendorfer/BOSEN mf A0 st: AIFF, 197586 stereo samples, base Frq 261.6 (
  MIDI 60), sustnLp: mode 1, 121642 to 197454, relesLp: mode 0
  AIFF soundfile, looping with modes 1, 0
  srate 44100, stereo, 16 bit shorts, 4.48 seconds

  headersiz 402, datasiz 790344 (197586 sample frames)

/u/bv/sound/foo:
  no recognizable soundfile header

/u/bv/sound/foo2:
  couldn't find
```

19.618. sndwarp

sndwarp – Reads a mono sound sample from a table and applies time-stretching and/or pitch modification.

Description

sndwarp reads sound samples from a table and applies time-stretching and/or pitch modification. Time and frequency modification are independent from one another. For example, a sound can be stretched in time while raising the pitch!

The window size and overlap arguments are important to the result and should be experimented with. In general they should be as small as possible. For example, start with *iwsize* = *sr*/10 and *ioverlap* = 15. Try *irandw* = *iwsize* *.2. If you can get away with less overlaps, the program will be faster. But too few may cause an audible flutter in the amplitude. The algorithm reacts differently depending upon the input sound and there are no fixed rules for the best use in all circumstances. But with proper tuning, excellent results can be achieved.

Syntax

ar [, ac] **sndwarp** xamp, xtimestretch, xresample, ifn1, ibeg, iwsize, irandw, ioverlap, ifn2, itimemode

Initialization

ifn1 – the number of the table holding the sound samples which will be subjected to the *sndwarp* processing. *GEN01* is the appropriate function generator to use to store the sound samples from a pre-existing soundfile.

ibeg – the time in seconds to begin reading in the table (or soundfile). When *itimemode* is non-zero, the value of *xtimewarp* is offset by *ibeg* .

*iwsiz*e – the window size in samples used in the time scaling algorithm.

irandw – the bandwidth of a random number generator. The random numbers will be added to *iwsiz*e .

ioverlap – determines the density of overlapping windows.

ifn2 – a function used to shape the window. It is usually used to create a ramp of some kind from zero at the beginning and back down to zero at the end of each window. Try using a half a sine (i.e.: f1 0 16384 9 .5 1 0) which works quite well. Other shapes can also be used.

Performance

ar – the single channel of output from the *sndwarp* unit generator. *sndwarp* assumes that the function table holding the sampled signal is a mono one. This simply means that *sndwarp* will index the table by single-sample frame increments. The user must be aware then that a stereo signal is used with *sndwarp* , time and pitch will be altered accordingly.

ac (optional) – a single-layer (no overlaps), unwindowed versions of the time and/or pitch altered signal. They are supplied in order to be able to balance the amplitude of the signal output, which typically contains many overlapping and windowed versions of the signal, with a clean version of the time-scaled and pitch-shifted signal. The *sndwarp* process can cause noticeable changes in amplitude, (up and down), due to a time differential between the overlaps when time-shifting is being done. When used with a *balance unit* , *ac* can greatly enhance the quality of sound.

xamp – the value by which to scale the amplitude (see note on the use of this when using *ac*).

xtimewarp – determines how the input signal will be stretched or shrunk in time. There are two ways to use this argument depending upon the value given for *itimemode* . When the value of *itimemode* is 0, *xtimewarp* will scale the time of the sound. For example, a value of 2 will stretch the sound by 2 times. When *itimemode* is any non-zero value then *xtimewarp* is used as a time pointer in a similar way in which the time pointer works in *lpread* and *pvoc* . An example below illustrates this. In both cases, the pitch will *not* be altered by this process. Pitch shifting is done independently using *xresample* .

xresample – the factor by which to change the pitch of the sound. For example, a value of 2 will produce a sound one octave higher than the original. The timing of the sound, however, will *not* be altered.

Examples

Here is an example of the *sndwarp* opcode. It uses the files *sndwarp.orc* , *sndwarp.sco* , and *mary.wav* .

Example 1. Example of the *sndwarp* opcode.

```
/* sndwarp.orc */
; Initialize the global variables.
sr = 44100
kr = 4410
ksmps = 10
nchnls = 1

; Instrument #1 - play an audio file.
```

19. Orchestra Opcodes and Operators

```
instr 1
; Use the audio file defined in Table #1.
a1 loscil 30000, 1, 1, 1

out a1
endin

; Instrument #2 - time-stretch an audio file.
instr 2
kamp init 6500
; Start at 1 second and end at 3.5 seconds.
ktimewarp line 1, p3, 3.5
; Playback at the normal speed.
kresample init 1
; Use the audio file defined in Table #1.
ifn1 = 1
ibeg = 0
iwsiz = 4410
irandw = 882
ioverlap = 15
; Use Table #2 for the windowing function.
ifn2 = 2
; Use the ktimewarp parameter as a "time" pointer.
itimemode = 1

a1 sndwarp kamp, ktimewarp, kresample, ifn1, ibeg, iwsiz, irandw, ioverlap, ifn2, itimemode
out a1
endin
/* sndwarp.orc */

/* sndwarp.sco */
; Table #1: an audio file.
f 1 0 262144 1 "mary.wav" 0 0 0
; Table #2: half of a sine wave.
f 2 0 16384 9 0.5 1 0

; Play Instrument #1 for 3.5 seconds.
i 1 0 3.5
; Play Instrument #2 for 7 seconds (time-stretched).
i 2 3.5 10.5
e
/* sndwarp.sco */
```

The below example shows a slowing down or stretching of the sound stored in the stored table (*ifn1*). Over the duration of the note, the stretching will grow from no change from the original to a sound which is ten times “slower” than the original. At the same time the overall pitch will move upward over the duration by an octave.

```
iwindfun=1
isampfun=2
ibeg=0
iwindsize=2000
iwindrand=400
ioverlap=10
awarp line
1, p3, 1
aresamp line
1, p3, 2
kenv line
1, p3, .1
asig sndwarp
kenv, awarp, aresamp, isampfun, ibeg, iwindsize, iwindrand, ioverlap, iwindfun, 0
```

Now, here’s an example using *xtimewarp* as a time pointer and using stereo:

```
itimemode =
1
atime line
0, p3, 10
ar1, ar2 sndwarpst
kenv, atime, aresamp, sampfun, ibeg, iwindsize, iwindrand, ioverlap, iwindfun, itimemode
```

In the above, *atime* advances the time pointer used in the *sndwarp* from 0 to 10 over the duration of the note. If *p3* is 20 then the sound will be two times slower than the original. Of course you can use a more complex function than just a single straight line to control the time factor.

Now the same as above but using the *balance* function with the optional outputs:

```

asig,acmp  sndwarp
 1, awarp, aresamp, isampfun, ibeg, iwindsize, iwindrand, ioverlap, iwindfun, itimemode
abal      balance
  asig, acmp

asig1,asig2,acmp1,acmp2  sndwarpst
 1, atime, aresamp, sampfun, ibeg, iwindsize, iwindrand, ioverlap, iwindfun, itimemode
abal1      balance
  asig1, acmp1
abal2      balance
  asig2, acmp2

```

In the above two examples notice the use of the balance unit. The output of balance can then be scaled, enveloped, sent to an out or outs, and so on. Notice that the amplitude arguments to *sndwarp* and *sndwarpst* are “1” in these examples. By scaling the signal after the *sndwarp* process, *abal*, *abal1*, and *abal2* should contain signals that have nearly the same amplitude as the original input signal to the *sndwarp* process. This makes it much easier to predict the levels and avoid samples out of range or sample values that are too small.

More Advice

Only use the stereo version when you really need to be processing a stereo file. It is somewhat

See Also

sndwarpst

Credits

Author: Richard Karpen Seattle, WA USA 1997

Example written by Kevin Conder.

19.619. *sndwarpst*

sndwarpst – Reads a stereo sound sample from a table and applies time-stretching and/or pitch modification.

Description

sndwarpst reads stereo sound samples from a table and applies time-stretching and/or pitch modification. Time and frequency modification are independent from one another. For example, a sound can be stretched in time while raising the pitch!

The window size and overlap arguments are important to the result and should be experimented with. In general they should be as small as possible. For example, start with *iwsiz*e = *sr*/10 and *ioverlap* = 15. Try *irandw* = *iwsiz*e * 2. If you can get away with less overlaps, the program will be faster. But too few may cause an audible flutter in the amplitude. The algorithm reacts differently depending upon the input sound and there are no fixed rules for the best use in all circumstances. But with proper tuning, excellent results can be achieved.

Syntax

ar1, ar2 [,ac1] [, ac2] **sndwarpst** xamp, xtimestretch, xresample, ifn1, ibeg, iwsiz, irandw, ioverlap, ifn2, itimemode

Initialization

ifn1 – the number of the table holding the sound samples which will be subjected to the *sndwarp* processing. *GEN01* is the appropriate function generator to use to store the sound samples from a pre-existing soundfile.

ibeg – the time in seconds to begin reading in the table (or soundfile). When *itimemode* is non-zero, the value of *xtimewarp* is offset by *ibeg* .

*iwsiz*e – the window size in samples used in the time scaling algorithm.

irandw – the bandwidth of a random number generator. The random numbers will be added to *iwsiz*e .

ioverlap – determines the density of overlapping windows.

ifn2 – a function used to shape the window. It is usually used to create a ramp of some kind from zero at the beginning and back down to zero at the end of each window. Try using a half a sine (i.e.: f1 0 16384 9 .5 1 0) which works quite well. Other shapes can also be used.

Performance

ar1, *ar2* – *ar1* and *ar2* are the stereo (left and right) outputs from *sndwarpst* . *sndwarpst* assumes that the function table holding the sampled signal is a stereo one. *sndwarpst* will index the table by a two-sample frame increment. The user must be aware then that if a mono signal is used with *sndwarpst* , time and pitch will be altered accordingly.

ac1, *ac2* – *ac1* and *ac2* are single-layer (no overlaps), unwindowed versions of the time and/or pitch altered signal. They are supplied in order to be able to balance the amplitude of the signal output, which typically contains many overlapping and windowed versions of the signal, with a clean version of the time-scaled and pitch-shifted signal. The *sndwarpst* process can cause noticeable changes in amplitude, (up and down), due to a time differential between the overlaps when time-shifting is being done. When used with a balance unit, *ac1* and *ac2* can greatly enhance the quality of sound. They are optional, but note that they must both be present in the syntax (use both or neither). An example of how to use this is given below.

xamp – the value by which to scale the amplitude (see note on the use of this when using *ac1* and *ac2*).

xtimewarp – determines how the input signal will be stretched or shrunk in time. There are two ways to use this argument depending upon the value given for *itimemode* . When the value of *itimemode* is 0, *xtimewarp* will scale the time of the sound. For example, a value of 2 will stretch the sound by 2 times. When *itimemode* is any non-zero value then *xtimewarp* is used as a time pointer in a similar way in which the time pointer works in *lpread* and *pvoc* . An example below illustrates this. In both cases, the pitch will *not* be altered by this process. Pitch shifting is done independently using *xresample* .

xresample – the factor by which to change the pitch of the sound. For example, a value of 2 will produce a sound one octave higher than the original. The timing of the sound, however, will *not* be altered.

Examples

The below example shows a slowing down or stretching of the sound stored in the stored table (*ifn1*). Over the duration of the note, the stretching will grow from no change from the original to a sound which is ten times “slower” than the original. At the same time the overall pitch will move upward over the duration by an octave.

```
iwindfun=1
isampfun=2
```



```

ibeg=0
iwindsize=2000
iwindrand=400
ioverlap=10
awarp line
  1, p3, 1
aresamp line
  1, p3, 2
kenv line
  1, p3, .1
asig sndwarp
kenv, awarp, aresamp, isampfun, ibeg, iwindsize, iwindrand, ioverlap, iwindfun, 0

```

Now, here's an example using *xtimewarp* as a time pointer and using stereo:

```

itimemode =
  1
atime line
  0, p3, 10
ar1, ar2 sndwarpst
kenv, atime, aresamp, sampfun, ibeg, iwindsize, iwindrand, ioverlap, iwindfun, itimemode

```

In the above, *atime* advances the time pointer used in the *sndwarp* from 0 to 10 over the duration of the note. If *p3* is 20 then the sound will be two times slower than the original. Of course you can use a more complex function than just a single straight line to control the time factor.

Now the same as above but using the *balance* function with the optional outputs:

```

asig, acmp sndwarp
  1, awarp, aresamp, isampfun, ibeg, iwindsize, iwindrand, ioverlap, iwindfun, itimemode
abal balance
asig, acmp

asig1, asig2, acmp1, acmp2 sndwarpst
  1, atime, aresamp, sampfun, ibeg, iwindsize, iwindrand, ioverlap, iwindfun, itimemode
abal1 balance
  asig1, acmp1
abal2 balance
  asig2, acmp2

```

In the above two examples notice the use of the *balance* unit. The output of *balance* can then be scaled, enveloped, sent to an out or outs, and so on. Notice that the amplitude arguments to *sndwarp* and *sndwarpst* are "1" in these examples. By scaling the signal after the *sndwarp* process, *abal*, *abal1*, and *abal2* should contain signals that have nearly the same amplitude as the original input signal to the *sndwarp* process. This makes it much easier to predict the levels and avoid samples out of range or sample values that are too small.

More Advice

Only use the stereo version when you really need to be processing a stereo file. It is somewhat

See Also

sndwarp

Credits

Author: Richard Karpen Seattle, WA USA 1997

19.620. soundin

soundin – Reads audio data from an external device or stream.

Description

Reads audio data from an external device or stream.

Syntax

ar1 **soundin** ifilcod [, iskptim] [, iformat]

ar1, ar2 **soundin** ifilcod [, iskptim] [, iformat]

ar1, ar2, ar3 **soundin** ifilcod [, iskptim] [, iformat]

ar1, ar2, ar3, ar4 **soundin** ifilcod [, iskptim] [, iformat]

Initialization

ifilcod – integer or character-string denoting the source soundfile name. An integer denotes the file `soundin.filcod` ; a character-string (in double quotes, spaces permitted) gives the filename itself, optionally a full pathname. If not a full path, the named file is sought first in the current directory, then in that given by the environment variable `SSDIR` (if defined) then by `SFDIR`. See also *GEN01*.

iskptim (optional, default=0) – time in seconds of input sound to be skipped. The default value is 0.

iformat (optional, default=0) – specifies the audio data file format:

- 1 = 8-bit signed char (high-order 8 bits of a 16-bit integer)
- 2 = 8-bit A-law bytes
- 3 = 8-bit U-law bytes
- 4 = 16-bit short integers
- 5 = 32-bit long integers
- 6 = 32-bit floats

If *iformat* = 0 it is taken from the soundfile header, and if no header from the Csound *-o* command-line flag. The default value is 0.

Performance

soundin is functionally an audio generator that derives its signal from a pre-existing file. The number of channels read in is controlled by the number of result cells, *a1*, *a2*, etc., which must match that of the input file. A *soundin* opcode opens this file whenever the host instrument is initialized, then closes it again each time the instrument is turned off.

There can be any number of *soundin* opcodes within a single instrument or orchestra. Two or more of them can read simultaneously from the same external file.

Caution

Windows users typically use back-slashes, “\”, when specifying the paths of their files. As an example, a Win

Examples

Here is an example of the soundin opcode. It uses the files *soundin.orc* , *soundin.sco* , *beats.wav* .

Example 1. Example of the soundin opcode.

```
/* soundin.orc */
; Initialize the global variables.
sr = 44100
kr = 44100
ksmps = 1
nchnls = 1

; Instrument #1 - play an audio file.
instr 1
  asig soundin "beats.wav"
  out asig
endin
/* soundin.orc */
```

```
/* soundin.sco */
; Play Instrument #1, the audio file, for three seconds.
i 1 0 3
e
/* soundin.sco */
```

See Also

diskin , *in* , *inh* , *ino* , *inq* , *ins*

Credits

Authors: Barry L. Vercoe, Matt Ingalls/Mike Berry MIT, Mills College 1993-1997

Example written by Kevin Conder.

Warning to Windows users added by Kevin Conder, April 2002

19.621. soundout

soundout – Writes audio output to a disk file.

Description

Writes audio output to a disk file.

Syntax

soundout asig1, iflcod [, iformat]

Initialization

iflcod – integer or character-string denoting the destination soundfile name. An integer denotes the file soundin.flcod; a character-string (in double quotes, spaces permitted) gives the filename itself, optionally a full pathname. If not a full path, the named file is sought first in the current directory, then in that given by the environment variable SSDIR (if defined) then by SFDIR. See also *GEN01* .

iformat (optional, default=0) – specifies the audio data file format:

19. Orchestra Opcodes and Operators

- 1 = 8-bit signed char (high-order 8 bits of a 16-bit integer)
- 2 = 8-bit A-law bytes
- 3 = 8-bit U-law bytes
- 4 = 16-bit short integers
- 5 = 32-bit long integers
- 6 = 32-bit floats

If *iformat* = 0 it is taken from the soundfile header, and if no header from the Csound *-o* command-line flag. The default value is 0.

Performance

soundout writes audio output to a disk file.

See Also

out , *outh* , *outo* , *outq* , *outq1* , *outq2* , *outq3* , *outq4* , *outs* , *outs1* , *outs2*

Credits

Author: Barry L. Vercoe, Matt Ingalls/Mike Berry MIT, Mills College 1993-1997

19.622. space

space – Distributes an input signal among 4 channels using cartesian coordinates.

Description

space takes an input signal and distributes it among 4 channels using Cartesian xy coordinates to calculate the balance of the outputs. The xy coordinates can be defined in a separate text file and accessed through a Function statement in the score using *Gen28* , or they can be specified using the optional *kx*, *ky* arguments. The advantages to the former are:

1. A graphic user interface can be used to draw and edit the trajectory through the Cartesian plane
2. The file format is in the form time1 X1 Y1 time2 X2 Y2 time3 X3 Y3 allowing the user to define a time-tagged trajectory

space then allows the user to specify a time pointer (much as is used for *pvoc* , *lpread* and some other units) to have detailed control over the final speed of movement.

Syntax

a1, a2, a3, a4 **space** asig, ifn, ktime, kverbsend, kx, ky

Initialization

ifn – number of the stored function created using *Gen28* . This function generator reads a text file which contains sets of three values representing the xy coordinates and a time-tag for when the signal should be placed at that location. The file should look like:

```
0    -1    1
1     1    1
2     4    4
2.1  -4   -4
3    10  -10
5   -40    0
```

If that file were named “move” then the *Gen28* call in the score would like:

```
f1 0 0 28 "move"
```

Gen28 takes 0 as the size and automatically allocates memory. It creates values to 10 milliseconds of resolution. So in this case there will be 500 values created by interpolating X1 to X2 to X3 and so on, and Y1 to Y2 to Y3 and so on, over the appropriate number of values that are stored in the function table. In the above example, the sound will begin in the left front, over 1 second it will move to the right front, over another second it move further into the distance but still in the left front, then in just 1/10th of a second it moves to the left rear, a bit distant. Finally over the last .9 seconds the sound will move to the right rear, moderately distant, and it comes to rest between the two left channels (due west!), quite distant. Since the values in the table are accessed through the use of a time-pointer in the *space* unit, the actual timing can be made to follow the file’s timing exactly or it can be made to go faster or slower through the same trajectory. If you have access to the GUI that allows one to draw and edit the files, there is no need to create the text files manually. But as long as the file is ASCII and in the format shown above, it doesn’t matter how it is made!

Important

If *ifn* is 0, then *space* will take its values for the xy coordinates from *kx* and *ky* .

Performance

The configuration of the xy coordinates in *space* places the signal in the following way:

- a1 is -1, 1
- a2 is 1, 1
- a3 is -1, -1
- a4 is 1, -1

This assumes a loudspeaker set up as a1 is left front, a2 is right front, a3 is left back, a4 is right back. Values greater than 1 will result in sounds being attenuated, as if in the distance. *space* considers the speakers to be at a distance of 1; smaller values of xy can be used, but *space* will not amplify the signal in this case. It will, however balance the signal so that it can sound as if it were within the 4 speaker *space* . x=0, y=1, will place the signal equally balanced between left and right front channels, x=y=0 will place the signal equally in all 4 channels, and so on. Although there must be 4 output signals from *space* , it can be used in a 2 channel orchestra. If the xy’s are kept so that $Y \geq 1$, it should work well to do panning and fixed localization in a stereo field.

asig – input audio signal.

ktime – index into the table containing the xy coordinates. If used like:

19. Orchestra Opcodes and Operators

```
ktime      line  0, 5, 5
a1, a2, a3, a4  space  asig, 1, ktime, ...
```

with the file “move” described above, the speed of the signal’s movement will be exactly as described in that file. However:

```
ktime      line  0, 10, 5
```

the signal will move at half the speed specified. Or in the case of:

```
ktime      line  5, 15, 0
```

the signal will move in the reverse direction as specified and 3 times slower! Finally:

```
ktime      line  2, 10, 3
```

will cause the signal to move only from the place specified in line 3 of the text file to the place specified in line 5 of the text file, and it will take 10 seconds to do it.

*kreverb*send – the percentage of the direct signal that will be factored along with the distance as derived from the XY coordinates to calculate signal amounts that can be sent to reverb units such as reverb, or reverb2.

kx, *ky* – when *ifn* is 0, *space* and *spdist* will use these values as the XY coordinates to localize the signal.

Examples

```
instr
1
  asig      ;some audio signal
  ktime      line
  0, p3, p10
  a1, a2, a3, a4  space
  asig,1, ktime, .1
  ar1, ar2, ar3, ar4  spsend

  ga1 = ga1+ar1
  ga2 = ga2+ar2
  ga3 = ga3+ar3
  ga4 = ga4+ar4

                                outq
a1, a2, a3, a4
endin

instr
99 ; reverb instrument

  a1 reverb2
  ga1, 2.5, .5
  a2 reverb2
  ga2, 2.5, .5
  a3 reverb2
  ga3, 2.5, .5
  a4 reverb2
  ga4, 2.5, .5

                                outq
a1, a2, a3, a4
ga1=0
ga2=0
ga3=0
ga4=0
```

In the above example, the signal, *asig*, is moved according to the data in Function #1 indexed by *ktime*. *space* sends the appropriate amount of the signal internally to *spsend*. The outputs of

the *spsend* are added to global accumulators in a common Csound style and the global signals are used as inputs to the reverb units in a separate instrument.

space can be useful for quad and stereo panning as well as fixed placement of sounds anywhere between two loudspeakers. Below is an example of the fixed placement of sounds in a stereo field using xy values from the score instead of a function table.

```
instr
1
...
a1, a2, a3, a4      space
asig, 0, 0, .1, p4, p5
ar1, ar2, ar3, ar4 spsend

ga1=ga1+ar1
ga2=ga2+ar2

a1, a2              outs
endin

instr
99 ; reverb ....
....
endin
```

A few notes: p4 and p5 are the X and Y values

```
;place the sound in the left speaker and near
i1 0 1 -1 1
;place the sound in the right speaker and far
i1 1 1 45 45
;place the sound equally between left and right and in the middle ground distance
i1 2 1 0 12
e
```

The next example shows a simple intuitive use of the distance values returned by *spdist* to simulate Doppler shift.

```
ktime          line
0, p3, 10
kdist          spdist
1, ktime
kfreq = (ifreq * 340) / (340 + kdist)
asig          oscili
iamp, kfreq, 1

a1, a2, a3, a4      space
asig, 1, ktime, .1
ar1, ar2, ar3, ar4 spsend
```

The same function and time values are used for both *spdist* and *space*. This insures that the distance values used internally in the *space* unit will be the same as those returned by *spdist* to give the impression of a Doppler shift!

See Also

spdist, *spsend*

Credits

Author: Richard Karpen Seattle, WA USA 1998

New in Csound version 3.48

19.623. spat3d

spat3d – Positions the input sound in a 3D space and allows moving the sound at k-rate.

Description

This opcode positions the input sound in a 3D space, with optional simulation of room acoustics, in various output formats. *spat3d* allows moving the sound at k-rate (this movement is interpolated internally to eliminate “zipper noise” if sr not equal to kr).

Syntax

aW, aX, aY, aZ **spat3d** ain, kX, kY, kZ, idist, ift, imode, imdel, iovr [, istor]

Initialization

idist – For modes 0 to 3, *idist* is the unit circle distance in meters. For mode 4, *idist* is the distance between microphones.

The following formulas describe amplitude and delay as a function of sound source distance from microphone(s):

$$\text{amplitude} = 1 / (0.1 + \text{distance})$$

$$\text{delay} = \text{distance} / 340 \text{ (in seconds)}$$

Distance can be calculated as:

$$\text{distance} = \sqrt{iX^2 + iY^2 + iZ^2}$$

In Mode 4, distance can be calculated as:

$$\text{distance from left mic} = \sqrt{(iX + idist/2)^2 + iY^2 + iZ^2}$$

$$\text{distance from right mic} = \sqrt{(iX - idist/2)^2 + iY^2 + iZ^2}$$

With *spat3d* the distance between the sound source and any microphone should be at least $(340 * 18) / \text{sr}$ meters. Shorter distances will work, but may produce artifacts in some cases. There is no such limitation for *spat3di* and *spat3dt*.

Sudden changes or discontinuities in sound source location can result in pops or clicks. Very fast movement may also degrade quality.

ift – Function table storing room parameters (for free field spatialization, set it to zero or negative).

Table size is 64. The values in the table are:

0 Early reflection recursion depth (0 is the sound source, 1 is the first reflection etc.) for *spat3d* and *spat3di*. The number of reflections is 2^{depth} .

imode – Output mode

- 0: B format with W output only (mono)

$$aout = aW$$

- 1: B format with W and Y output (stereo)

$$aleft = aW + 0.7071 * aY$$

$$aright = aW - 0.7071 * aY$$

- 2: B format with W, X, and Y output (2D). This can be converted to UHJ:

$$aWre, aWim = \text{hilbert } aW$$

$$aXre, aXim = \text{hilbert } aX$$

$$aYre, aYim = \text{hilbert } aY$$

$$aWXr = 0.0928 * aXre + 0.4699 * aWre$$


```

aWXiYr = 0.2550*aXim - 0.1710*aWim + 0.3277*aYre
aleft  = aWXr + aWXiYr
aright = aWXr - aWXiYr

```

- 3: B format with all outputs (3D)
- 4: Simulates a pair of microphones (stereo output)

```

aW      butterlp aW, ifreq      ; recommended values for ifreq
aY      butterlp aY, ifreq      ; are around 1000 Hz
aleft   = aW + aX
aright  = aY + aZ

```

Mode 0 is the cheapest to calculate, while mode 4 is the most expensive.

In Mode 4, The optional lowpass filters can change the frequency response depending on direction. For example, if the sound source is located left to the listener then the high frequencies are attenuated in the right channel and slightly increased in the left. This effect can be disabled by not using filters. You can also experiment with other filters (tone etc.) for better effect.

Note that mode 4 is most useful for listening with headphones, and is also more expensive to calculate than the B-format (0 to 3) modes. The *idist* parameter in this case sets the distance between left and right microphone; for headphones, values between 0.2 - 0.25 are recommended, although higher settings up to 0.4 may be used for wide stereo effects.

More information about B format can be found here: http://www.york.ac.uk/inst/mustech/3d_audio/ambis2.htm

imdel – Maximum delay time for spat3d in seconds. This has to be longer than the delay time of the latest reflection (depends on room dimensions, sound source distance, and recursion depth; using this formula gives a safe (although somewhat overestimated) value:

$$\text{imdel} = (R + 1) * \text{sqrt}(W*W + H*H + D*D) / 340.0$$

where R is the recursion depth, W, H, and D are the width, height, and depth of the room, respectively).

iovr – Oversample ratio for spat3d (1 to 8). Setting it higher improves quality at the expense of memory and CPU usage. The recommended value is 2.

istor (optional, default=0) – Skip initialization if non-zero (default: 0).

Performance

aW, *aX*, *aY*, *aZ* – Output signals

mode 0	mode 1	mode 2	mode 3	mode 4
aWW	outW	outW	outW	outleft chn / low freq.
				outX outleft chn / high freq.
				aY0Y outY outY outrig

ain – Input signal

kX, *kY*, *kZ* – Sound source coordinates (in meters)

If you encounter very slow performance (up to 100 times slower), it may be caused by denormals (this is also true of many other IIR opcodes, including *butterlp*, *pareq*, *hilbert*, and many others). Underflows can be avoided by:

- mixing low level DC or noise to the input signal, e.g.

```
atmp rnd31 1/1e24, 0, 0
```

```
aW, aX, aY, aZ spa3di ain + atmp, ... or
```

```
aW, aX, aY, aZ spa3di ain + 1/1e24, ...
```

19. Orchestra Opcodes and Operators

- reducing *irlen* in the case of *spat3dt* (which does not have an input signal). A value of about 0.005 is suitable for most uses, although it also depends on EQ settings. If the equalizer is not used, “irlen” can be set to 0.

Examples

Here is an example of the *spat3d* opcode that outputs a stereo file. It uses the files *spat3d_stereo.orc* and *spat3d_stereo.sco*.

Example 1. Stereo example of the *spat3d* opcode.

```
/* spat3d_stereo.orc */
/* Written by Istvan Varga */
sr      = 48000
kr      = 1000
ksmps   = 48
nchnls  = 2

/* room parameters */
idep    = 3      /* early reflection depth      */

itmp    ftgen    1, 0, 64, -2,
/* depth1, depth2, max delay, IR length, idist, seed */ \
idep, 48, -1, 0.01, 0.25, 123, \
1, 21.982, 0.05, 0.87, 4000.0, 0.6, 0.7, 2, /* ceil */ \
1, 1.753, 0.05, 0.87, 3500.0, 0.5, 0.7, 2, /* floor */ \
1, 15.220, 0.05, 0.87, 5000.0, 0.8, 0.7, 2, /* front */ \
1, 9.317, 0.05, 0.87, 5000.0, 0.8, 0.7, 2, /* back */ \
1, 17.545, 0.05, 0.87, 5000.0, 0.8, 0.7, 2, /* right */ \
1, 12.156, 0.05, 0.87, 5000.0, 0.8, 0.7, 2 /* left */

instr 1

/* some source signal */

a1      phasor 150          ; oscillator
a1      butterbp a1, 500, 200 ; filter
a1      = taninv(a1 * 100)
a2      phasor 3           ; envelope
a2      mirror 40*a2, -100, 5
a2      limit a2, 0, 1
a1      = a1 * a2 * 9000

kazim   line 0, 2.5, 360    ; move sound source around
kdist   line 1, 10, 4      ; distance

; convert polar coordinates
kX      = sin(kazim * 3.14159 / 180) * kdist
kY      = cos(kazim * 3.14159 / 180) * kdist
kZ      = 0

a1      = a1 + 0.000001 * 0.000001 ; avoid underflows

imode   = 1 ; change this to 3 for 8 spk in a cube,
; or 1 for simple stereo

aW, aX, aY, aZ spat3d a1, kX, kY, kZ, 1.0, 1, imode, 2, 2
aW      = aW * 1.4142

; stereo
;
aL      = aW + aY          /* left      */
aR      = aW - aY          /* right     */

; quad (square)
;
;aFL    = aW + aX + aY     /* front left */
;aFR    = aW + aX - aY     /* front right */
;aRL    = aW - aX + aY     /* rear left  */
;aRR    = aW - aX - aY     /* rear right */

; eight channels (cube)
;
;aUFL   = aW + aX + aY + aZ /* upper front left */
;aUFR   = aW + aX - aY + aZ /* upper front right */
;aURL   = aW - aX + aY + aZ /* upper rear left  */
;aURR   = aW - aX - aY + aZ /* upper rear right */
```

```

;aLFL = aW + aX + aY - aZ /* lower front left */
;aLFR = aW + aX - aY - aZ /* lower front right */
;aLRL = aW - aX + aY - aZ /* lower rear left */
;aLRR = aW - aX - aY - aZ /* lower rear right */

outs aL, aR

endin
/* spat3d_stereo.orc */

```

```

/* spat3d_stereo.sco */
/* Written by Istvan Varga */
i 1 0 10
e
/* spat3d_stereo.sco */

```

Here is an example of the spat3d opcode that outputs a UHJ file. It uses the files *spat3d_UHJ.orc* and *spat3d_UHJ.sco*.

Example 2. UHJ example of the spat3d opcode.

```

/* spat3d_UHJ.orc */
/* Written by Istvan Varga */
sr = 48000
kr = 750
ksmps = 64
nchnls = 2

itmp ftgen 1, 0, 64, -2, \
/* depth1, depth2, max delay, IR length, idist, seed */ \
3, 48, -1, 0.01, 0.25, 123, \
1, 21.982, 0.05, 0.87, 4000.0, 0.6, 0.7, 2, /* ceil */ \
1, 1.753, 0.05, 0.87, 3500.0, 0.5, 0.7, 2, /* floor */ \
1, 15.220, 0.05, 0.87, 5000.0, 0.8, 0.7, 2, /* front */ \
1, 9.317, 0.05, 0.87, 5000.0, 0.8, 0.7, 2, /* back */ \
1, 17.545, 0.05, 0.87, 5000.0, 0.8, 0.7, 2, /* right */ \
1, 12.156, 0.05, 0.87, 5000.0, 0.8, 0.7, 2 /* left */

instr 1
p3 = p3 + 1.0

kazim line 0.0, 4.0, 360.0 ; azimuth
kelev line 40, p3 - 1.0, -20 ; elevation
kdist = 2.0 ; distance
; convert coordinates
kX = kdist * cos(kelev * 0.01745329) * sin(kazim * 0.01745329)
kY = kdist * cos(kelev * 0.01745329) * cos(kazim * 0.01745329)
kZ = kdist * sin(kelev * 0.01745329)

; source signal
a1 phasor 160.0
a2 delay1 a1
a1 = a1 - a2
kffrq1 port 200.0, 0.8, 12000.0
affrq upsamp kffrq1
affrq pareq affrq, 5.0, 0.0, 1.0, 2
kffrq downsamp affrq
aenv4 phasor 3.0
aenv4 limit 2.0 - aenv4 * 8.0, 0.0, 1.0
a1 butterbp a1 * aenv4, kffrq, 160.0
aenv linseg 1.0, p3 - 1.0, 1.0, 0.04, 0.0, 1.0, 0.0
a_ = 4000000 * a1 * aenv + 0.00000001

; spatialize
a_W, a_X, a_Y, a_Z spat3d a_, kX, kY, kZ, 1.0, 1, 2, 2.0, 2

; convert to UHJ format (stereo)
aWre, aWim hilbert a_W
aXre, aXim hilbert a_X
aYre, aYim hilbert a_Y

aWXre = 0.0928*aXre + 0.4699*aWre
aWXim = 0.2550*aXim - 0.1710*aWim

aL = aWXre + aWXim + 0.3277*aYre
aR = aWXre - aWXim - 0.3277*aYre

outs aL, aR

endin
/* spat3d_UHJ.orc */

```

19. Orchestra Opcodes and Operators

```
/* spat3d_UHJ.sco */
/* Written by Istvan Varga */
t 0 60

i 1 0.0 8.0
e
/* spat3d_UHJ.sco */
```

Here is an example of the spat3d opcode that outputs a quadrophonic file. It uses the files *spat3d_quad.orc* and *spat3d_quad.sco*.

Example 3. Quadrophonic example of the spat3d opcode.

```
/* spat3d_quad.orc */
/* Written by Istvan Varga */
sr      = 48000
kr      = 1000
ksmps   = 48
nchnls  = 4

/* room parameters */
idep    = 3      /* early reflection depth      */

itmp    ftgen    1, 0, 64, -2,
/* depth1, depth2, max delay, IR length, idist, seed */ \
idep, 48, -1, 0.01, 0.25, 123, \
1, 21.982, 0.05, 0.87, 4000.0, 0.6, 0.7, 2, /* ceil */ \
1, 1.753, 0.05, 0.87, 3500.0, 0.5, 0.7, 2, /* floor */ \
1, 15.220, 0.05, 0.87, 5000.0, 0.8, 0.7, 2, /* front */ \
1, 9.317, 0.05, 0.87, 5000.0, 0.8, 0.7, 2, /* back */ \
1, 17.545, 0.05, 0.87, 5000.0, 0.8, 0.7, 2, /* right */ \
1, 12.156, 0.05, 0.87, 5000.0, 0.8, 0.7, 2 /* left */

instr 1

/* some source signal */

a1      phasor 150          ; oscillator
a1      butterbp a1, 500, 200 ; filter
a1      = taninv(a1 * 100)
a2      phasor 3           ; envelope
a2      mirror 40*a2, -100, 5
a2      limit a2, 0, 1
a1      = a1 * a2 * 9000

kazim   line 0, 2.5, 360    ; move sound source around
kdist   line 1, 10, 4      ; distance

; convert polar coordinates
kX      = sin(kazim * 3.14159 / 180) * kdist
kY      = cos(kazim * 3.14159 / 180) * kdist
kZ      = 0

a1      = a1 + 0.000001 * 0.000001 ; avoid underflows

imode   = 2 ; change this to 3 for 8 spk in a cube,
; or 1 for simple stereo

aW, aX, aY, aZ spat3d a1, kX, kY, kZ, 1.0, 1, imode, 2, 2
aW      = aW * 1.4142

; stereo
;
;aL     = aW + aY          /* left      */
;aR     = aW - aY          /* right     */

; quad (square)
;
aFL     = aW + aX + aY     /* front left */
aFR     = aW + aX - aY     /* front right */
aRL     = aW - aX + aY     /* rear left  */
aRR     = aW - aX - aY     /* rear right */

; eight channels (cube)
;
;aUFL   = aW + aX + aY + aZ /* upper front left */
;aUFR   = aW + aX - aY + aZ /* upper front right */
;aURL   = aW - aX + aY + aZ /* upper rear left  */
;aURR   = aW - aX - aY + aZ /* upper rear right */
;aLFL   = aW + aX + aY - aZ /* lower front left */
```

```

;aLFR  = aW + aX - aY - aZ /* lower front right */
;aLRL  = aW - aX + aY - aZ /* lower rear left   */
;aLRR  = aW - aX - aY - aZ /* lower rear right  */

    outq aFL, aFR, aRL, aRR

    endin
/* spat3d_quad.orc */

/* spat3d_quad.sco */
/* Written by Istvan Varga */
t 0 60
i 1 0 10
e
/* spat3d_quad.sco */

```

See Also

spat3di , *spat3dt*

Credits

Author: Istvan Varga 2001

New in version 4.12

Updated April 2002 by Istvan Varga

19.624. *spat3di*

spat3di – Positions the input sound in a 3D space with the sound source position set at *i*-time.

Description

This opcode positions the input sound in a 3D space, with optional simulation of room acoustics, in various output formats. With *spat3di* , sound source position is set at *i*-time.

Syntax

aW, *aX*, *aY*, *aZ* **spat3di** *ain*, *iX*, *iY*, *iZ*, *idist*, *ift*, *imode* [, *istor*]

Initialization

iX – Sound source X coordinate in meters (positive: right, negative: left)

iY – Sound source Y coordinate in meters (positive: front, negative: back)

iZ – Sound source Z coordinate in meters (positive: up, negative: down)

idist – For modes 0 to 3, *idist* is the unit circle distance in meters. For mode 4, *idist* is the distance between microphones.

The following formulas describe amplitude and delay as a function of sound source distance from microphone(s):

amplitude = 1 / (0.1 + distance)

19. Orchestra Opcodes and Operators

delay = distance / 340 (in seconds)

Distance can be calculated as:

distance = sqrt(iX² + iY² + iZ²)

In Mode 4, distance can be calculated as:

distance from left mic = sqrt((iX + idist/2)² + iY² + iZ²)

distance from right mic = sqrt((iX - idist/2)² + iY² + iZ²)

With *spat3d* the distance between the sound source and any microphone should be at least (340 * 18) / sr meters. Shorter distances will work, but may produce artifacts in some cases. There is no such limitation for *spat3di* and *spat3dt*.

Sudden changes or discontinuities in sound source location can result in pops or clicks. Very fast movement may also degrade quality.

ift – Function table storing room parameters (for free field spatialization, set it to zero or negative). Table size is 64. The values in the table are:

0Early reflection recursion depth (0 is the sound source, 1 is the first reflection etc.) for spat3d and spat3di. The number of reflections is limited by the recursion depth. Room
imode – Output mode

- 0: B format with W output only (mono)

aout = aW

- 1: B format with W and Y output (stereo)

aleft = aW + 0.7071*aY

aright = aW - 0.7071*aY

- 2: B format with W, X, and Y output (2D). This can be converted to UHJ:

aWre, aWim hilbert aW

aXre, aXim hilbert aX

aYre, aYim hilbert aY

aWXr = 0.0928*aXre + 0.4699*aWre

aWXiYr = 0.2550*aXim - 0.1710*aWim + 0.3277*aYre

aleft = aWXr + aWXiYr

aright = aWXr - aWXiYr

- 3: B format with all outputs (3D)

- 4: Simulates a pair of microphones (stereo output)

aW butterlp aW, ifreq ; recommended values for ifreq

aY butterlp aY, ifreq ; are around 1000 Hz

aleft = aW + aX

aright = aY + aZ

Mode 0 is the cheapest to calculate, while mode 4 is the most expensive.

In Mode 4, The optional lowpass filters can change the frequency response depending on direction. For example, if the sound source is located left to the listener then the high frequencies are attenuated in the right channel and slightly increased in the left. This effect can be disabled by not using filters. You can also experiment with other filters (tone etc.) for better effect.

Note that mode 4 is most useful for listening with headphones, and is also more expensive to calculate than the B-format (0 to 3) modes. The *idist* parameter in this case sets the distance

between left and right microphone; for headphones, values between 0.2 - 0.25 are recommended, although higher settings up to 0.4 may be used for wide stereo effects.

More information about B format can be found here: http://www.york.ac.uk/inst/mustech/3d_audio/ambis2.htm

istor (optional, default=0) – Skip initialization if non-zero (default: 0).

Performance

ain – Input signal

aW, *aX*, *aY*, *aZ* – Output signals

mode 0 mode 1 mode 2 mode 3 mode 4 aWW outW outW outW outleft chn / low freq.	aX00X outX outleft chn / high freq.	aY0Y outY outY outrig
--	-------------------------------------	-----------------------

If you encounter very slow performance (up to 100 times slower), it may be caused by denormals (this is also true of many other IIR opcodes, including *butterlp*, *pareq*, *hilbert*, and many others). Underflows can be avoided by:

- mixing low level DC or noise to the input signal, e.g.


```
atmp rnd31 1/1e24, 0, 0
```

```
aW, aX, aY, aZ spa3di ain + atmp, ... or
```

```
aW, aX, aY, aZ spa3di ain + 1/1e24, ...
```
- reducing *irlen* in the case of *spat3dt* (which does not have an input signal). A value of about 0.005 is suitable for most uses, although it also depends on EQ settings. If the equalizer is not used, “irlen” can be set to 0.

Examples

See the examples for *spat3d*.

See Also

spat3d, *spat3dt*

Credits

Author: Istvan Varga 2001

New in version 4.12

Updated April 2002 by Istvan Varga

19.625. *spat3dt*

spat3dt – Can be used to render an impulse response for a 3D space at i-time.

Description

This opcode positions the input sound in a 3D space, with optional simulation of room acoustics, in various output formats. *spat3dt* can be used to render the impulse response at *i*-time, storing output in a function table, suitable for convolution.

Syntax

spat3dt ioutft, iX, iY, iZ, idist, ift, imode, irlen [, iftnocl]

Initialization

ioutft – Output ftable number for spat3dt. W, X, Y, and Z outputs are written interleaved to this table. If the table is too short, output will be truncated.

iX – Sound source X coordinate in meters (positive: right, negative: left)

iY – Sound source Y coordinate in meters (positive: front, negative: back)

iZ – Sound source Z coordinate in meters (positive: up, negative: down)

idist – For modes 0 to 3, *idist* is the unit circle distance in meters. For mode 4, *idist* is the distance between microphones.

The following formulas describe amplitude and delay as a function of sound source distance from microphone(s):

amplitude = $1 / (0.1 + \text{distance})$

delay = $\text{distance} / 340$ (in seconds)

Distance can be calculated as:

distance = $\sqrt{iX^2 + iY^2 + iZ^2}$

In Mode 4, distance can be calculated as:

distance from left mic = $\sqrt{(iX + idist/2)^2 + iY^2 + iZ^2}$

distance from right mic = $\sqrt{(iX - idist/2)^2 + iY^2 + iZ^2}$

With *spat3d* the distance between the sound source and any microphone should be at least $(340 * 18) / \text{sr}$ meters. Shorter distances will work, but may produce artifacts in some cases. There is no such limitation for *spat3di* and *spat3dt*.

Sudden changes or discontinuities in sound source location can result in pops or clicks. Very fast movement may also degrade quality.

ift – Function table storing room parameters (for free field spatialization, set it to zero or negative). Table size is 64. The values in the table are:

0 Early reflection recursion depth (0 is the sound source, 1 is the first reflection etc.) for spat3d and spat3di. The number of reflections is $\text{Room} * \text{depth}$.

imode – Output mode

- 0: B format with W output only (mono)
aout = aW
- 1: B format with W and Y output (stereo)


```

aleft  = aW + 0.7071*aY
aright = aW - 0.7071*aY

```

- 2: B format with W, X, and Y output (2D). This can be converted to UHJ:

```

aWre, aWim    hilbert aW
aXre, aXim    hilbert aX
aYre, aYim    hilbert aY
aWXr         = 0.0928*aXre + 0.4699*aWre
aWXiYr       = 0.2550*aXim - 0.1710*aWim + 0.3277*aYre
aleft        = aWXr + aWXiYr
aright       = aWXr - aWXiYr

```

- 3: B format with all outputs (3D)
- 4: Simulates a pair of microphones (stereo output)

```

aW    butterlp aW, ifreq    ; recommended values for ifreq
aY    butterlp aY, ifreq    ; are around 1000 Hz
aleft = aW + aX
aright = aY + aZ

```

Mode 0 is the cheapest to calculate, while mode 4 is the most expensive.

In Mode 4, The optional lowpass filters can change the frequency response depending on direction. For example, if the sound source is located left to the listener then the high frequencies are attenuated in the right channel and slightly increased in the left. This effect can be disabled by not using filters. You can also experiment with other filters (tone etc.) for better effect.

Note that mode 4 is most useful for listening with headphones, and is also more expensive to calculate than the B-format (0 to 3) modes. The *idist* parameter in this case sets the distance between left and right microphone; for headphones, values between 0.2 - 0.25 are recommended, although higher settings up to 0.4 may be used for wide stereo effects.

More information about B format can be found here: http://www.york.ac.uk/inst/mustech/3d_audio/ambis2.htm

irlen – Impulse response length of echoes (in seconds). Depending on filter parameters, values around 0.005-0.01 are suitable for most uses (higher values result in more accurate output, but slower rendering)

iftnocl (optional, default=0) – Do not clear output ftable (mix to existing data) if set to 1, clear table before writing if set to 0 (default: 0).

Performance

If you encounter very slow performance (up to 100 times slower), it may be caused by denormals (this is also true of many other IIR opcodes, including *butterlp*, *pareq*, *hilbert*, and many others). Underflows can be avoided by:

- mixing low level DC or noise to the input signal, e.g.

```

atmp rnd31 1/1e24, 0, 0
aW, aX, aY, aZ spa3di ain + atmp, ... or
aW, aX, aY, aZ spa3di ain + 1/1e24, ...

```
- reducing *irlen* in the case of *spat3dt* (which does not have an input signal). A value of about 0.005 is suitable for most uses, although it also depends on EQ settings. If the equalizer is not used, “irlen” can be set to 0.

Examples

See the examples for *spat3d* .

See Also

spat3d , *spat3di*

Credits

Author: Istvan Varga 2001

New in version 4.12

Updated April 2002 by Istvan Varga

19.626. spdist

spdist – Calculates distance values from xy coordinates.

Description

spdist uses the same xy data as *space* , also either from a text file using *Gen28* or from x and y arguments given to the unit directly. The purpose of this unit is to make available the values for distance that are calculated from the xy coordinates.

In the case of *space* , the xy values are used to determine a distance which is used to attenuate the signal and prepare it for use in *spsend* . But it is also useful to have these values for distance available to scale the frequency of the signal before it is sent to the *space* unit.

Syntax

k1 **spdist** ifn, ktime, kx, ky

Initialization

ifn – number of the stored function created using *Gen28* . This function generator reads a text file which contains sets of three values representing the xy coordinates and a time-tag for when the signal should be placed at that location. The file should look like:

```
0    -1    1
1     1    1
2     4    4
2.1  -4   -4
3     10  -10
5    -40    0
```

If that file were named “move” then the *Gen28* call in the score would like:

```
f1 0 0 28 ”move”
```

Gen28 takes 0 as the size and automatically allocates memory. It creates values to 10 milliseconds of resolution. So in this case there will be 500 values created by interpolating X1 to X2 to X3 and so on, and Y1 to Y2 to Y3 and so on, over the appropriate number of values that are stored in the function table. In the above example, the sound will begin in the left front, over 1 second it will move to the right front, over another second it move further into the distance but still in the left front, then in just 1/10th of a second it moves to the left rear, a bit distant. Finally over the last .9 seconds the sound will move to the right rear, moderately distant, and it comes to rest between the two left channels (due west!), quite distant. Since the values in the table are accessed through the use of a time-pointer in the *space* unit, the actual timing can be made to follow the file's timing exactly or it can be made to go faster or slower through the same trajectory. If you have access to the GUI that allows one to draw and edit the files, there is no need to create the text files manually. But as long as the file is ASCII and in the format shown above, it doesn't matter how it is made!

IMPORTANT: If *ifn* is 0 then *space* will take its values for the xy coordinates from *kx* and *ky* .

Performance

The configuration of the xy coordinates in space places the signal in the following way:

- a1 is -1, 1
- a2 is 1, 1
- a3 is -1, -1
- a4 is 1, -1

This assumes a loudspeaker set up as a1 is left front, a2 is right front, a3 is left back, a4 is right back. Values greater than 1 will result in sounds being attenuated, as if in the distance. *space* considers the speakers to be at a distance of 1; smaller values of xy can be used, but *space* will not amplify the signal in this case. It will, however balance the signal so that it can sound as if it were within the 4 speaker *space* . x=0, y=1, will place the signal equally balanced between left and right front channels, x=y=0 will place the signal equally in all 4 channels, and so on. Although there must be 4 output signals from *space* , it can be used in a 2 channel orchestra. If the xy's are kept so that $Y >= 1$, it should work well to do panning and fixed localization in a stereo field.

vertime – index into the table containing the xy coordinates. If used like:

```
vertime      line  0, 5, 5
a1, a2, a3, a4 space  asig, 1, vtime, ...
```

with the file “move” described above, the speed of the signal's movement will be exactly as described in that file. However:

```
vertime      line  0, 10, 5
```

the signal will move at half the speed specified. Or in the case of:

```
vertime      line  5, 15, 0
```

the signal will move in the reverse direction as specified and 3 times slower! Finally:

```
vertime      line  2, 10, 3
```

will cause the signal to move only from the place specified in line 3 of the text file to the place specified in line 5 of the text file, and it will take 10 seconds to do it.

19. Orchestra Opcodes and Operators

kx, *ky* – when *ifn* is 0, *space* and *spdist* will use these values as the XY coordinates to localize the signal.

Examples

```
instr
1
  asig      ;some audio signal
  ktime          line
  0, p3, p10
  a1, a2, a3, a4   space
  asig,1, ktime, .1
  ar1, ar2, ar3, ar4 spsend

  ga1 = ga1+ar1
  ga2 = ga2+ar2
  ga3 = ga3+ar3
  ga4 = ga4+ar4

                                outq
  a1, a2, a3, a4
endin

instr
99 ; reverb instrument

  a1 reverb2
  ga1, 2.5, .5
  a2 reverb2
  ga2, 2.5, .5
  a3 reverb2
  ga3, 2.5, .5
  a4 reverb2
  ga4, 2.5, .5

  outq
  a1, a2, a3, a4
  ga1=0
  ga2=0
  ga3=0
  ga4=0
```

In the above example, the signal, *asig*, is moved according to the data in Function #1 indexed by *ktime*. *space* sends the appropriate amount of the signal internally to *spsend*. The outputs of the *spsend* are added to global accumulators in a common Csound style and the global signals are used as inputs to the reverb units in a separate instrument.

space can be useful for quad and stereo panning as well as fixed placement of sounds anywhere between two loudspeakers. Below is an example of the fixed placement of sounds in a stereo field using xy values from the score instead of a function table.

```
instr
1
  ...
  a1, a2, a3, a4   space
  asig, 0, 0, .1, p4, p5
  ar1, ar2, ar3, ar4 spsend

  ga1=ga1+ar1
  ga2=ga2+ar2

                                outs
  a1, a2
endin

instr
99 ; reverb....
  ...
endin
```

A few notes: p4 and p5 are the X and Y values

```
;place the sound in the left speaker and near
```

```

i1 0 1 -1 1
;place the sound in the right speaker and far
i1 1 1 45 45
;place the sound equally between left and right and in the middle ground distance
i1 2 1 0 12
e

```

The next example shows a simple intuitive use of the distance values returned by *spdist* to simulate Doppler shift.

```

ktime          line
0, p3, 10
kdist          spdist
1, ktime
kfreq = (ifreq * 340) / (340 + kdist)
asig          oscili
iamp, kfreq, 1

a1, a2, a3, a4    space
asig, 1, ktime, .1
ar1, ar2, ar3, ar4 ssend

```

The same function and time values are used for both *spdist* and *space*. This insures that the distance values used internally in the *space* unit will be the same as those returned by *spdist* to give the impression of a Doppler shift!

See Also

space, *spsend*

Credits

Author: Richard Karpen Seattle, WA USA 1998

New in Csound version 3.48

19.627. *specaddm*

specaddm – Perform a weighted add of two input spectra.

Description

Perform a weighted add of two input spectra.

Syntax

wsig **specaddm** *wsig1*, *wsig2* [, *imul2*]

Initialization

imul2 (optional, default=0) – if non-zero, scale the *wsig2* magnitudes before adding. The default value is 0.

Performance

wsig1 – the first input spectra.

wsig2 – the second input spectra.

19. Orchestra Opcodes and Operators

Do a weighted add of two input spectra. For each channel of the two input spectra, the two magnitudes are combined and written to the output according to:

$$\text{magout} = \text{mag1in} + \text{mag2in} * \text{imul2}$$

The operation is performed whenever the input *wsig1* is sensed to be new. This unit will (at Initialization) verify the consistency of the two spectra (equal size, equal period, equal mag types).

Examples

```
wsig2    specdiff
wsig1    ; sense onsets
wsig3    specfilt
wsig2, 2 ; absorb slowly
specdisp
wsig2, .1 ; & display both spectra
specdisp
wsig3, .1
```

See Also

specdiff , *specfilt* , *spechist* , *specscal*

19.628. specdiff

specdiff – Finds the positive difference values between consecutive spectral frames.

Description

Finds the positive difference values between consecutive spectral frames.

Syntax

wsig **specdiff** *wsigin*

Performance

wsig – the output spectrum.

wsigin – the input spectra.

Finds the positive difference values between consecutive spectral frames. At each new frame of *wsigin* , each magnitude value is compared with its predecessor, and the positive changes written to the output spectrum. This unit is useful as an energy onset detector.

Examples

```
wsig2    specdiff
wsig1    ; sense onsets
wsig3    specfilt
wsig2, 2 ; absorb slowly
specdisp
wsig2, .1 ; & display both spectra
specdisp
wsig3, .1
```

See Also

specaddm , *specfilt* , *spechist* , *specscal*

19.629. *specdisp*

specdisp – Displays the magnitude values of the spectrum.

Description

Displays the magnitude values of the spectrum.

Syntax

specdisp *wsig*, *iprd* [, *iwtflg*]

Initialization

iprd – the period, in seconds, of each new display.

iwtflg (optional, default=0) – wait flag. If non-zero, hold each display until released by the user. The default value is 0 (no wait).

Performance

wsig – the input spectrum.

Displays the magnitude values of spectrum *wsig* every *iprd* seconds (rounded to some integral number of *wsig* 's originating *iprd*).

Examples

```

ksum      specsum
wsig, 1           ; sum the spec bins, and ksmooth
      if
      ksum < 2000  kgoto
zero      ; if sufficient amplitude
koc      specptrk
wsig      ;      pitch-track the signal
      kgoto
      contin
zero:
koc      =      0
      ; else output zero
contin:

```

See Also

specsum

19.630. *specfilt*

specfilt – Filters each channel of an input spectrum.

Description

Filters each channel of an input spectrum.

Syntax

```
wsig specfilt wsignin, ifhtim
```

Initialization

ifhtim – half-time constant.

Performance

wsignin – the input spectrum.

Filters each channel of an input spectrum. At each new frame of *wsignin*, each magnitude value is injected into a 1st-order lowpass recursive filter, whose half-time constant has been initially set by sampling the *ftable ifhtim* across the (logarithmic) frequency space of the input spectrum. This unit effectively applies a *persistence* factor to the data occurring in each spectral channel, and is useful for simulating the *energy integration* that occurs during auditory perception. It may also be used as a time-attenuated running *histogram* of the spectral distribution.

Examples

```
wsig2    specdiff
          wsig1          ; sense onsets
wsig3    specfilt
          wsig2, 2       ; absorb slowly
          specdisp
          wsig2, .1      ; & display both spectra
          specdisp
          wsig3, .1
```

See Also

specaddm, *specdiff*, *spechist*, *specscal*

19.631. spechist

spechist – Accumulates the values of successive spectral frames.

Description

Accumulates the values of successive spectral frames.

Syntax

```
wsig spechist wsignin
```


Performance

wsigin – the input spectra.

Accumulates the values of successive spectral frames. At each new frame of *wsigin*, the accumulations-to-date in each magnitude track are written to the output spectrum. This unit thus provides a running *histogram* of spectral distribution.

Examples

```

wsig2   specdiff
        wsig1           ; sense onsets
wsig3   specfilt
        wsig2, 2       ; absorb slowly
        specdisp
        wsig2, .1      ; & display both spectra
        specdisp
        wsig3, .1

```

See Also

specadm, *specdiff*, *specfilt*, *specscal*

19.632. *specptrk*

specptrk – Estimates the pitch of the most prominent complex tone in the spectrum.

Description

Estimate the pitch of the most prominent complex tone in the spectrum.

Syntax

koct, *kamp* **specptrk** *wsig*, *kvar*, *ilo*, *ihi*, *istr*, *idbthresh*, *inptls*, *iroloff* [, *iodd*] [, *iconfs*] [, *interp*] [, *ifprd*] [, *iwtflg*]

Initialization

ilo, *ihi*, *istr* – pitch range conditioners (low, high, and starting) expressed in decimal octave form.

idbthresh – energy threshold (in decibels) for pitch tracking to occur. Once begun, tracking will be continuous until the energy falls below one half the threshold (6 dB down), whence the *koct* and *kamp* outputs will be zero until the full threshold is again surpassed. *idbthresh* is a guiding value. At initialization it is first converted to the *idbout* mode of the source spectrum (and the 6 dB down point becomes .5, .25, or 1/root 2 for modes 0, 2 and 3). The values are also further scaled to allow for the weighted partial summation used during correlation. The actual thresholding is done using the internal weighted and summed *kamp* value that is visible as the second output parameter.

inptls, *iroloff* – number of harmonic partials used as a matching template in the spectrally-based pitch detection, and an amplitude rolloff for the set expressed as some fraction per octave (linear, so don't roll off to negative). Since the partials and rolloff fraction can affect the pitch following, some experimentation will be useful: try 4 or 5 partials with .6 rolloff as an initial setting; raise to 10 or 12 partials with rolloff .75 for complex timbres like the bassoon (weak fundamental). Computation time is dependent on the number of partials sought. The maximum number is 16.

19. Orchestra Opcodes and Operators

iodd (optional) – if non-zero, employ only odd partials in the above set (e.g. *inptls* of 4 would employ partials 1,3,5,7). This improves the tracking of some instruments like the clarinet. The default value is 0 (employ all partials).

iconfs (optional) – number of confirmations required for the pitch tracker to jump an octave, prorated for fractions of an octave (i.e. the value 12 implies a semitone change needs 1 confirmation (two hits) at the *spectrum* generating *iprd*). This parameter limits spurious pitch analyses such as octave errors. A value of 0 means no confirmations required; the default value is 10.

interp (optional) – if non-zero, interpolate each output signal (*koct* , *kamp*) between incoming *wsig* frames. The default value is 0 (repeat the signal values between frames).

ifprd (optional) – if non-zero, display the internally computed spectrum of candidate fundamentals. The default value is 0 (no display).

iwtftg (optional) – wait flag. If non-zero, hold each display until released by the user. The default value is 0 (no wait).

Performance

At note initialization this unit creates a template of *inptls* harmonically related partials (odd partials, if *iodd* non-zero) with amplitude rolloff to the fraction *iroloff* per octave. At each new frame of *wsig* , the spectrum is cross-correlated with this template to provide an internal spectrum of candidate fundamentals (optionally displayed). A likely pitch/amp pair (*koct* , *kamp* , in decimal octave and summed *idbout* form) is then estimated. *koct* varies from the previous *koct* by no more than plus or minus *kvar* decimal octave units. It is also guaranteed to lie within the hard limit range *ilo* – *ihi* (decimal octave low and high pitch). *kvar* can be dynamic, e.g. onset amp dependent. Pitch resolution uses the originating *spectrum ifrqs* bins/octave, with further parabolic interpolation between adjacent bins. Settings of root magnitude, *ifrqs* = 24, *iq* = 15 should capture all the inflections of interest. Between frames, the output is either repeated or interpolated at the k-rate. (See *spectrum* .)

Examples

```
a1,a2 ins ; read a stereo clarinet input
krms rms ; find a monaural rms value
a1, 20 ; & use to gate the pitch
kvar = 0.6 + krms/8000
variance
wsig spectrum ; get a 7-oct spectrum, 24 bibs/oct
a1, .01, 7, 24, 15, 0, 3
specdisp
wsig, .2 ; display this and now estimate
koct,ka spectrk
wsig, kvar, 7.0, 10, 9, 20, 4, .7, 1, 5, 1, .2 ; the pch and amp
aosc oscil ; & generate \ new tone with these
ka*ka*10, cpsoct(koct),2 ; replace non pitch with low
koct = (koct<7.0?7.0:koct)
C
display
koct-7.0, .25, 20 ; & display the pitch track
display
ka, .25, 20 ; plus the summed root mag
outs
a1, aosc ; output 1 original and 1 new track
```

19.633. specscl

specscl – Scales an input spectral datablock with spectral envelopes.

Description

Scales an input spectral datablock with spectral envelopes.

Syntax

`wsig specscal wsignin, ifscale, ifthresh`

Initialization

ifscale – scale function table. A function table containing values by which a value’s magnitude is rescaled.

ifthresh – threshold function table. If *ifthresh* is non-zero, each magnitude is reduced by its corresponding table-value (to not less than zero)

Performance

wsig – the output spectrum

wsignin – the input spectra

Scales an input spectral datablock with spectral envelopes. Function tables *ifthresh* and *ifscale* are initially sampled across the (logarithmic) frequency space of the input spectrum; then each time a new input spectrum is sensed the sampled values are used to scale each of its magnitude channels as follows: if *ifthresh* is non-zero, each magnitude is reduced by its corresponding table-value (to not less than zero); then each magnitude is rescaled by the corresponding *ifscale* value, and the resulting spectrum written to *wsig* .

Examples

```
wsig2   specdiff
        wsig1           ; sense onsets
wsig3   specfilt
        wsig2, 2       ; absorb slowly
        specdisp
        wsig2, .1      ; & display both spectra
        specdisp
        wsig3, .1
```

See Also

specaddm , *specdiff* , *specfilt* , *spechist*

19.634. *specsum*

specsum – Sums the magnitudes across all channels of the spectrum.

Description

Sums the magnitudes across all channels of the spectrum.

Syntax

`ksum specsum wsig [, interp]`

Initialization

interp (optional, default-0) – if non-zero, interpolate the output signal (*koct* or *ksum*). The default value is 0 (repeat the signal value between changes).

Performance

ksum – the output signal.

wsig – the input spectrum.

Sums the magnitudes across all channels of the spectrum. At each new frame of *wsig*, the magnitudes are summed and released as a scalar *ksum* signal. Between frames, the output is either repeated or interpolated at the k-rate. This unit produces a k-signal summation of the magnitudes present in the spectral data, and is thereby a running measure of its moment-to-moment overall strength.

Examples

```

ksum      specsum
wsig, 1   ; sum the spec bins, and ksmooth
      if
      ksum < 2000 kgoto
zero      ; if sufficient amplitude
koct      specptrk
wsig      ; pitch-track the signal
      kgoto
      contin
zero:
koct      =      0      ; else output zero
contin:

```

See Also

specdisp

19.635. spectrum

spectrum – Generate a constant-Q, exponentially-spaced DFT.

Description

Generate a constant-Q, exponentially-spaced DFT across all octaves of a multiply-downsampled control or audio input signal.

Syntax

`wsig spectrum xsig, iprd, iocts, ifrqa [, iq] [, ihann] [, idbout] [, idsprd] [, idsinrs]`

Initialization

ihann (optional) – apply a Hamming or Hanning window to the input. The default is 0 (Hamming window)

idbout (optional) – coded conversion of the DFT output:

- 0 = magnitude
- 1 = dB
- 2 = mag squared
- 3 = root magnitude

The default value is 0 (magnitude).

idisprd (optional) – if non-zero, display the composite downsampling buffer every *idisprd* seconds. The default value is 0 (no display).

idsines (optional) – if non-zero, display the Hamming or Hanning windowed sinusoids used in DFT filtering. The default value is 0 (no sinusoid display).

Performance

This unit first puts signal *asig* or *ksig* through *iocts* of successive octave decimation and down-sampling, and preserves a buffer of down-sampled values in each octave (optionally displayed as a composite buffer every *idisprd* seconds). Then at every *iprd* seconds, the preserved samples are passed through a filter bank (*ifrqs* parallel filters per octave, exponentially spaced, with frequency/bandwidth Q of *iq*), and the output magnitudes optionally converted (*idbout*) to produce a band-limited spectrum that can be read by other units.

The stages in this process are computationally intensive, and computation time varies directly with *iocts*, *ifrqs*, *iq*, and inversely with *iprd*. Settings of *ifrqs* = 12, *iq* = 10, *idbout* = 3, and *iprd* = .02 will normally be adequate, but experimentation is encouraged. *ifrqs* currently has a maximum of 120 divisions per octave. For audio input, the frequency bins are tuned to coincide with A440.

This unit produces a self-defining spectral datablock *wsig*, whose characteristics used (*iprd*, *iocts*, *ifrqs*, *idbout*) are passed via the data block itself to all derivative *wsigs*. There can be any number of spectrum units in an instrument or orchestra, but all *wsig* names must be unique.

Examples

```
asig in
                                ; get external audio
wsig spectrum
  asig, .02,6,12,33,0,1,1 ; downsample in 6 octs & calc a 72 pt dft (Q 33, dB out) every 20
                                msec
```

19.636. *spsend*

spsend – Generates output signals based on a previously defined *space* opcode.

Description

spsend depends upon the existence of a previously defined *space*. The output signals from *spsend* are derived from the values given for xy and reverb in the *space* and are ready to be sent to local or global reverb units (see example below).

Syntax

a1, a2, a3, a4 **spsend**

Performance

The configuration of the xy coordinates in space places the signal in the following way:

- a1 is -1, 1
- a2 is 1, 1
- a3 is -1, -1
- a4 is 1, -1

This assumes a loudspeaker set up as a1 is left front, a2 is right front, a3 is left back, a4 is right back. Values greater than 1 will result in sounds being attenuated, as if in the distance. *space* considers the speakers to be at a distance of 1; smaller values of xy can be used, but *space* will not amplify the signal in this case. It will, however balance the signal so that it can sound as if it were within the 4 speaker *space*. $x=0, y=1$, will place the signal equally balanced between left and right front channels, $x=y=0$ will place the signal equally in all 4 channels, and so on. Although there must be 4 output signals from *space*, it can be used in a 2 channel orchestra. If the xy's are kept so that $Y \geq 1$, it should work well to do panning and fixed localization in a stereo field.

Examples

```
instr
1
  asig      ;some audio signal
  ktime          line
  0, p3, p10
  a1, a2, a3, a4      space
  asig,1, ktime, .1
  ar1, ar2, ar3, ar4 spsend

  ga1 = ga1+ar1
  ga2 = ga2+ar2
  ga3 = ga3+ar3
  ga4 = ga4+ar4

  outq
  a1, a2, a3, a4
endin

instr
99 ; reverb instrument

  a1 reverb2
  ga1, 2.5, .5
  a2 reverb2
  ga2, 2.5, .5
  a3 reverb2
  ga3, 2.5, .5
  a4 reverb2
  ga4, 2.5, .5

  outq
  a1, a2, a3, a4
  ga1=0
  ga2=0
  ga3=0
  ga4=0
```

In the above example, the signal, *asig*, is moved according to the data in Function #1 indexed by *ktime*. *space* sends the appropriate amount of the signal internally to *spsend*. The outputs of

the *spsend* are added to global accumulators in a common Csound style and the global signals are used as inputs to the reverb units in a separate instrument.

space can be useful for quad and stereo panning as well as fixed placement of sounds anywhere between two loudspeakers. Below is an example of the fixed placement of sounds in a stereo field using xy values from the score instead of a function table.

```
instr
1
...
a1, a2, a3, a4      space
asig, 0, 0, .1, p4, p5
ar1, ar2, ar3, ar4 spsend

ga1=ga1+ar1
ga2=ga2+ar2

                                outs
a1, a2
endin

instr
99 ; reverb ....
....
endin
```

A few notes: p4 and p5 are the X and Y values

```
;place the sound in the left speaker and near
i1 0 1 -1 1
;place the sound in the right speaker and far
i1 1 1 45 45
;place the sound equally between left and right and in the middle ground distance
i1 2 1 0 12
e
```

The next example shows a simple intuitive use of the distance values returned by *spdist* to simulate Doppler shift.

```
ktime          line
0, p3, 10
kdist          spdist
1, ktime
kfreq = (ifreq * 340) / (340 + kdist)
asig          oscili
iamp, kfreq, 1

a1, a2, a3, a4      space
asig, 1, ktime, .1
ar1, ar2, ar3, ar4 spsend
```

The same function and time values are used for both *spdist* and *space*. This insures that the distance values used internally in the *space* unit will be the same as those returned by *spdist* to give the impression of a Doppler shift!

See Also

space, *spdist*

Credits

Author: Richard Karpen Seattle, WA USA 1998

New in Csound version 3.48

19.637. sqrt

sqrt – Returns a square root value.

Description

Returns the square root of x (x non-negative).

The argument value is restricted for *log* , *log10* , and *sqrt* .

Syntax

sqrt (x) (no rate restriction)

where the argument within the parentheses may be an expression. Value converters perform arithmetic translation from units of one kind to units of another. The result can then be a term in a further expression.

Examples

Here is an example of the *sqrt* opcode. It uses the files *sqrt.orc* and *sqrt.sco* .

Example 1. Example of the *sqrt* opcode.

```
/* sqrt.orc */
; Initialize the global variables.
sr = 44100
kr = 4410
ksmps = 10
nchnls = 1

; Instrument #1.
instr 1
  i1 = sqrt(64)
  print i1
endin
/* sqrt.orc */
```

```
/* sqrt.sco */
; Play Instrument #1 for one second.
i 1 0 1
e
/* sqrt.sco */
```

Its output should include lines like this:

```
instr 1: i1 = 8.000
```

See Also

abs , *exp* , *frac* , *int* , *log* , *log10* , *i*

Credits

Example written by Kevin Conder.

19.638. *sr*

sr – Sets the audio sampling rate.

Description

These statements are global value *assignments* , made at the beginning of an orchestra, before any instrument block is defined. Their function is to set certain *reserved symbol variables* that are required for performance. Once set, these reserved symbols can be used in expressions anywhere in the orchestra.

Syntax

`sr = iarg`

Initialization

`sr` = (optional) – set sampling rate to *iarg* samples per second per channel. The default value is 10000.

In addition, any *global variable* can be initialized by an *init-time assignment* anywhere before the first *instr statement* . All of the above assignments are run as instrument 0 (i-pass only) at the start of real performance.

Beginning with Csound version 3.46, `sr` may be omitted. Csound will attempt to calculate the omitted value from the specified values, but it should evaluate to an integer.

Examples

```
\textbf{sr}
= 10000
\textbf{kr}
= 500
\textbf{ksmps}
= 20
gi1 \textbf{=}
sr/2.
ga \textbf{init}
0
itranspose \textbf{=}
octpch(.01)
```

See Also

`kr` , `ksmps` , `nchnls`

19.639. srconv

`srconv` – Converts the sample rate of an audio file.

Description

Converts the sample rate of an audio file at sample rate `Rin` to a sample rate of `Rout`. Optionally the ratio (`Rin / Rout`) may be linearly time-varying according to a set of (time, ratio) pairs in an auxiliary file.

Syntax

`srconv` [`flags`] `infile`

Initialization

Flags:

- *-P num* = pitch transposition ratio (srate / r) [don't specify both P and r]
- *-P num* = pitch transposition ratio (srate / r) [don't specify both P and r]
- *-Q num* =quality factor (1, 2, 3, or 4: default = 2)
- *-i filnam* = break file
- *-r num* = output sample rate (must be specified)
- *-o fnam* = sound output filename
- *-A* = create an AIFF format output soundfile
- *-J* = create an IRCAM format output soundfile
- *-W* = create a WAV format output soundfile
- *-h* = no header on output soundfile
- *-c* = 8-bit signed_char sound samples
- *-a* = alaw sound samples
- *-s* = 8-bit unsigned_char sound samples
- *-u* = ulaw sound samples
- *-s* = short_int sound samples
- *-l* = long_int sound samples
- *-f* = float sound samples
- *-r N* = orchestra srate override
- *-K* = Do not generate PEAK chunks
- *-R* = continually rewrite header while writing soundfile (WAV/AIFF)
- *-H#* = print a heartbeat style 1, 2 or 3 at each soundfile write
- *-N* = notify (ring the bell) when score or miditrack is done
- *-- fnam* = log output to file

This program performs arbitrary sample-rate conversion with high fidelity. The method is to step through the input at the desired sampling increment, and to compute the output points as appropriately weighted averages of the surrounding input points. There are two cases to consider:

1. sample rates are in a small-integer ratio - weights are obtained from table.
2. sample rates are in a large-integer ratio - weights are linearly interpolated from table.

Calculate increment: if decimating, then window is impulse response of low-pass filter with cutoff frequency at half of output sample rate; if interpolating, then window is impulse response of lowpass filter with cutoff frequency at half of input sample rate.

Credits

Author: Mark Dolson

August 26, 1989

Author: John fitch

December 30, 2000

19.640. *stix*

stix – Semi-physical model of a stick sound.

Description

stix is a semi-physical model of a stick sound. It is one of the PhISEM percussion opcodes. PhISEM (Physically Informed Stochastic Event Modeling) is an algorithmic approach for simulating collisions of multiple independent sound producing objects.

Syntax

ar **stix** *iamp*, *idettack* [, *inum*] [, *idamp*] [, *imaxshake*]

Initialization

iamp – Amplitude of output. Note: As these instruments are stochastic, this is only a approximation.

idettack – period of time over which all sound is stopped

inum (optional) – The number of beads, teeth, bells, timbrels, etc. If zero, the default value is 30.

idamp (optional) – the damping factor, as part of this equation:

$$\text{damping_amount} = 0.998 + (\text{idamp} * 0.002)$$

The default *damping_amount* is 0.998 which means that the default value of *idamp* is 0. The maximum *damping_amount* is 1.0 (no damping). This means the maximum value for *idamp* is 1.0.

The recommended range for *idamp* is usually below 75% of the maximum value.

imaxshake (optional) – amount of energy to add back into the system. The value should be in range 0 to 1.

Examples

Here is an example of the *stix* opcode. It uses the files *stix.orc* and *stix.sco* .

Example 1. Example of the *stix* opcode.

```
/* stix.orc */
;orchestra -----
sr =          44100
kr =          4410
ksmps =       10
nchnls =      1
```

19. Orchestra Opcodes and Operators

```
instr 01 ;an example of stix
  a1 line 20, p3, 20 ;preset amplitude increase
  a2 stix p4, 0.01 ;stix needs a little amp help at these settings
  a3 product a1, a2 ;increase amplitude
      out a3
      endin
/* stix.orc */

/* stix.sco */
;score -----
      i1 0 1 26000
      e
/* stix.sco */
```

See Also

cabasa , *crunch* , *sandpaper* , *sekere*

Credits

Author: Perry Cook, part of the PhOLIES (Physically-Oriented Library of Imitated Environmental Sounds) Adapted

New in Csound version 4.07

Added notes by Rasmus Ekman on May 2002.

19.641. streson

streson – A string resonator with variable fundamental frequency.

Description

An audio signal is modified by a string resonator with variable fundamental frequency.

Syntax

ar **streson** asig, kfr, ifdbgain

Initialization

ifdbgain – feedback gain, between 0 and 1, of the internal delay line. A value close to 1 creates a slower decay and a more pronounced resonance. Small values may leave the input signal unaffected. Depending on the filter frequency, typical values are $> .9$.

Performance

asig – the input audio signal.

kfr – the fundamental frequency of the string.

streson passes the input *asig* through a network composed of comb, low-pass and all-pass filters, similar to the one used in some versions of the Karplus-Strong algorithm, creating a string resonator effect. The fundamental frequency of the “string” is controlled by the k-rate variable *kfr*. This opcode can be used to simulate sympathetic resonances to an input signal.

streson is an adaptation of the *StringFlt* object of the *SndObj* Sound Object Library developed by the author.

Examples

Here is an example of the *streson* opcode. It uses the files *streson.orc* and *streson.sco* .

Example 1. Example of the *streson* opcode.

```
/* streson.orc */
; Initialize the global variables.
sr = 44100
kr = 4410
ksmps = 10
nchnls = 1

; Instrument #1.
instr 1
; Generate a normal sine wave.
asig oscils 8000, 440, 1

; Vary the fundamental frequency of the string
; resonator linearly from 220 to 880 Hertz.
kfr line 220, p3, 880
ifdbgain = 0.95

; Run our sine wave through the string resonator.
astres streson asig, kfr, ifdbgain

; The resonance can get quite loud.
; So we'll clip the signal at 30,000.
a1 clip astres, 1, 30000
out a1
endin
/* streson.orc */
```

```
/* streson.sco */
; Play Instrument #1 for five seconds.
i 1 0 5
e
/* streson.sco */
```

Credits

Author: Victor Lazzarini Music Department National University of Ireland, Maynooth Maynooth, Co. Kil

Example written by Kevin Conder.

New in Csound version 3.494

19.642. *strset*

strset – Allows a string to be linked with a numeric value.

Description

Allows a string to be linked with a numeric value.

Syntax

strset iarg, istring

Initialization

iarg – the numeric value.

istring – the alphanumeric string (in double-quotes).

strset (optional) allows a string, such as a filename, to be linked with a numeric value. Its use is optional.

Examples

The following statement, used in the orchestra header, will allow the numeric value 10 to substituted anywhere the soundfile *asound.wav* is called for.

```
\textbf{strset}  
10, "asound.wav"
```

See Also

pset

19.643. subinstr

subinstr – Creates and runs a numbered instrument instance.

Description

Creates an instance of another instrument and is used as if it were an opcode.

Syntax

a1, [...] [, *a8*] **subinstr** *instrnum* [, *p4*] [, *p5*] [...]

a1, [...] [, *a8*] **subinstr** “*insname*” [, *p4*] [, *p5*] [...]

Initialization

instrnum – Number of the instrument to be called.

“*insname*” – A string (in double-quotes) representing a named instrument.

For more information about specifying input and output interfaces, see *Calling an Instrument within an Instrument* .

Performance

a1, ..., *a8* – The audio output from the called instrument. This is generated using the *signal output* opcodes.

p4, *p5*, ... – Additional input values the are mapped to the called instrument p-fields, starting with *p4*.

The called instrument's p2 and p3 values will be identical to the host instrument's values. While the host instrument can *control its own duration*, any such attempts inside the called instrument will most likely have no effect.

See Also

Calling an Instrument within an Instrument, *event*, *schedule*, *subinstrinit*

Examples

Here is an example of the subinstr opcode. It uses the files *subinstr.orc* and *subinstr.sco*.

Example 1. Example of the subinstr opcode.

```
/* subinstr.orc */
; Initialize the global variables.
sr = 44100
kr = 4410
ksmps = 10
nchnls = 1

; Instrument #1 - Creates a basic tone.
instr 1
  ; Print the value of p4, should be equal to
  ; Instrument #2's iamp field.
  print p4

  ; Print the value of p5, should be equal to
  ; Instrument #2's ipitch field.
  print p5

  ; Create a tone.
  asig oscils p4, p5, 0

  out asig
endin

; Instrument #2 - Demonstrates the subinstr opcode.
instr 2
  iamp = 20000
  ipitch = 440

  ; Use Instrument #1 to create a basic sine-wave tone.
  ; Its p4 parameter will be set using the iamp variable.
  ; Its p5 parameter will be set using the ipitch variable.
  abasic subinstr 1, iamp, ipitch

  ; Output the basic tone that we have created.
  out abasic
endin
/* subinstr.orc */

/* subinstr.sco */
; Table #1, a sine wave.
f 1 0 16384 10 1

; Play Instrument #2 for one second.
i 2 0 1
e
/* subinstr.sco */
```

Here is an example of the subinstr opcode using a named instrument. It uses the files *subinstr_named.orc* and *subinstr_named.sco*.

Example 2. Example of the subinstr opcode using a named instrument.

```
/* subinstr_named.orc */
; Initialize the global variables.
sr = 44100
kr = 4410
ksmps = 10
nchnls = 1
```

19. Orchestra Opcodes and Operators

```
; Instrument "basic_tone" - Creates a basic tone.
instr basic_tone
  ; Print the value of p4, should be equal to
  ; Instrument #2's iamp field.
  print p4

; Print the value of p5, should be equal to
; Instrument #2's ipitch field.
  print p5

  ; Create a tone.
  asig oscils p4, p5, 0

  out asig
endin

; Instrument #1 - Demonstrates the subinstr opcode.
instr 1
  iamp = 20000
  ipitch = 440

  ; Use the "basic_tone" named instrument to create a
  ; basic sine-wave tone.
  ; Its p4 parameter will be set using the iamp variable.
  ; Its p5 parameter will be set using the ipitch variable.
  abasic subinstr "basic_tone", iamp, ipitch

  ; Output the basic tone that we have created.
  out abasic
endin
/* subinstr_named.orc */

/* subinstr_named.sco */
; Table #1, a sine wave.
f 1 0 16384 10 1

; Play Instrument #1 for one second.
i 1 0 1
e
/* subinstr_named.sco */
```

Credits

New in version 4.21

19.644. subinstrinit

`subinstrinit` – Creates and runs a numbered instrument instance at init-time.

Description

Same as `subinstr`, but init-time only and has no output arguments.

Syntax

`subinstrinit` *instrnum* [, *p4*] [, *p5*] [...]

`subinstrinit` “*insname*” [, *p4*] [, *p5*] [...]

Initialization

instrnum – Number of the instrument to be called.

“*insname*” – A string (in double-quotes) representing a named instrument.

For more information about specifying input and output interfaces, see *Calling an Instrument within an Instrument* .

Performance

p4, p5, ... – Additional input values that are mapped to the called instrument p-fields, starting with p4.

The called instrument's p2 and p3 values will be identical to the host instrument's values. While the host instrument can *control its own duration* , any such attempts inside the called instrument will most likely have no effect.

See Also

Calling an Instrument within an Instrument , *event* , *schedule* , *subinstr*

Credits

New in version 4.23

19.645. -

-- Subtraction operator.

Description

Arithmetic operators perform operations of change-sign (negate), don't-change-sign, logical AND logical OR, add, subtract, multiply and divide. Note that a value or an expression may fall between two of these operators, either of which could take it as its left or right argument, as in

$a + b * c$.

In such cases three rules apply:

1. * and / bind to their neighbors more strongly than + and −. Thus the above expression is taken as

$a + (b * c)$
with * taking b and c and then + taking a and $b * c$.

2. + and − bind more strongly than &&, which in turn is stronger than ||:

$a \&\& b - c || d$
is taken as

$(a \&\& (b - c)) || d$

3. When both operators bind equally strongly, the operations are done left to right:

$a - b - c$ i

is taken as

$(a - b) - c$

Parentheses may be used as above to force particular groupings.

Syntax

− a (no rate restriction)

where the arguments *a* and *b* may be further expressions.

Examples

Here is an example of the - operator. It uses the files *subtracts.orc* and *subtracts.sco* .

Example 1. Example of the - operator.

```
/* subtracts.orc */
; Initialize the global variables.
sr = 44100
kr = 4410
ksmps = 10
nchnls = 1

; Instrument #1.
instr 1
  i1 = 24 - 8
  print i1
endin
/* subtracts.orc */
```

```
/* subtracts.sco */
; Play Instrument #1 for one second.
i 1 0 1
e
/* subtracts.sco */
```

Its output should include lines like this:

```
instr 1: i1 = 16.000
```

See Also

+, *@@*, *||*, ***, */*, *^*, *%*

Credits

Example written by Kevin Conder.

19.646. sum

sum – Sums any number of a-rate signals.

Description

Sums any number of a-rate signals.

Syntax

ar **sum** *asig1* [, *asig2*] [, *asig3*] [...]

Performance

asig1, *asig2*, ... – a-rate signals to be summed (mixed or added).

Credits

Author: Gabriel Maldonado Italy April 1999

New in Csound version 3.54

19.647. *svfilter*

svfilter – A resonant second order filter, with simultaneous lowpass, highpass and bandpass outputs.

Description

Implementation of a resonant second order filter, with simultaneous lowpass, highpass and bandpass outputs.

Syntax

alow, ahigh, aband **svfilter** *asig*, *kcf*, *kq* [, *iscl*]

Initialization

iscl – coded scaling factor, similar to that in *reson* . A non-zero value signifies a peak response factor of 1, i.e. all frequencies other than *kcf* are attenuated in accordance with the (normalized) response curve. A zero value signifies no scaling of the signal, leaving that to some later adjustment (see *balance*). The default value is 0.

Performance

svfilter is a second order state-variable filter, with k-rate controls for cutoff frequency and Q. As Q is increased, a resonant peak forms around the cutoff frequency. *svfilter* has simultaneous lowpass, highpass, and bandpass filter outputs; by mixing the outputs together, a variety of frequency responses can be generated. The state-variable filter, or “multimode” filter was a common feature in early analog synthesizers, due to the wide variety of sounds available from the interaction between cutoff, resonance, and output mix ratios. *svfilter* is well suited to the emulation of “analog” sounds, as well as other applications where resonant filters are called for.

asig – Input signal to be filtered.

kcf – Cutoff or resonant frequency of the filter, measured in Hz.

kq – Q of the filter, which is defined (for bandpass filters) as bandwidth/cutoff. *kq* should be in a range between 1 and 500. As *kq* is increased, the resonance of the filter increases, which corresponds

19. Orchestra Opcodes and Operators

to an increase in the magnitude and “sharpness” of the resonant peak. When using *svfilter* without any scaling of the signal (where *iscl* is either absent or 0), the volume of the resonant peak increases as *Q* increases. For high values of *Q*, it is recommended that *iscl* be set to a non-zero value, or that an external scaling function such as *balance* is used.

svfilter is based upon an algorithm in Hal Chamberlin’s *Musical Applications of Microprocessors* (Hayden Books, 1985).

Examples

Here is an example of the *svfilter* opcode. It uses the files *svfilter.orc* and *svfilter.sco*.

Example 1. Example of the *svfilter* opcode.

```
/* svfilter.orc */
; Orchestra file for resonant filter sweep of a sawtooth-like waveform.
; The separate outputs of the filter are scaled by values from the score,
; and are mixed together.
sr = 44100
kr = 2205
ksmps = 20
nchnls = 1

instr 1

  idur      = p3
  ifreq     = p4
  iamp      = p5
  ilowamp   = p6           ; determines amount of lowpass output in signal
  ihighamp  = p7           ; determines amount of highpass output in signal
  ibandamp  = p8           ; determines amount of bandpass output in signal
  iq        = p9           ; value of q

  iharms    =      (sr*.4) / ifreq

  asig      gbuzz 1, ifreq, iharms, 1, .9, 1           ; Sawtooth-like waveform
  kfreq     linseg 1, idur * 0.5, 4000, idur * 0.5, 1 ; Envelope to control filter cutoff

  allow, ahigh, aband  svfilter asig, kfreq, iq

  aout1     =      allow * ilowamp
  aout2     =      ahigh * ihighamp
  aout3     =      aband * ibandamp
  asum      =      aout1 + aout2 + aout3
  kenv      linseg 0, .1, iamp, idur -.2, iamp, .1, 0 ; Simple amplitude envelope
            out asum * kenv

endin
/* svfilter.orc */
```

```
/* svfilter.sco */
f1 0 8192 9 1 1 .25

i1 0 5 100 1000 1 0 0 5 ; lowpass sweep
i1 5 5 200 1000 1 0 0 30 ; lowpass sweep, octave higher, higher q
i1 10 5 100 1000 0 1 0 5 ; highpass sweep
i1 15 5 200 1000 0 1 0 30 ; highpass sweep, octave higher, higher q
i1 20 5 100 1000 0 0 1 5 ; bandpass sweep
i1 25 5 200 1000 0 0 1 30 ; bandpass sweep, octave higher, higher q
i1 30 5 200 2000 .4 .6 0 ; notch sweep - notch formed by combining highpass and lowpass
      outputs
e
/* svfilter.sco */
```

Credits

Author: Sean Costello Seattle, Washington 1999

New in Csound version 3.55

19.648. table

table – Accesses table values by direct indexing.

Description

Accesses table values by direct indexing.

Syntax

ar **table** andx, ifn [, ixmode] [, ixoff] [, iwrap]

ir **table** indx, ifn [, ixmode] [, ixoff] [, iwrap]

kr **table** kndx, ifn [, ixmode] [, ixoff] [, iwrap]

Initialization

ifn – function table number.

ixmode (optional) – index data mode. The default value is 0.

- 0 = raw index
- 1 = normalized (0 to 1)

ixoff (optional) – amount by which index is to be offset. For a table with origin at center, use $\text{tablesize}/2$ (raw) or .5 (normalized). The default value is 0.

iwrap (optional) – wraparound index flag. The default value is 0.

- 0 = nowrap (index < 0 treated as index=0; index tablesize sticks at index=size)
- 1 = wraparound.

Performance

table invokes table lookup on behalf of init, control or audio indices. These indices can be raw entry numbers (0,1,2...size - 1) or scaled values (0 to 1-e). Indices are first modified by the offset value then checked for range before table lookup (see *iwrap*). If index is likely to be full scale, or if interpolation is being used, the table should have an extended guard point. *table* indexed by a periodic phasor (see *phasor*) will simulate an oscillator.

Examples

Here is an example of the table opcode. It uses the files *table.orc* and *table.sco* .

Example 1. Example of the table opcode.

```
/* table.orc */
; Initialize the global variables.
sr = 44100
kr = 4410
ksmps = 10
nchnls = 1

; Instrument #1.
```

19. Orchestra Opcodes and Operators

```
instr 1
; Vary our index linearly from 0 to 1.
kndx line 0, p3, 1

; Read Table #1 with our index.
ifn = 1
ixmode = 1
kfreq table kndx, ifn, ixmode

; Generate a sine waveform, use our table values
; to vary its frequency.
a1 oscil 20000, kfreq, 2
out a1
endin
/* table.orc */
```

```
/* table.sco */
; Table #1, a line from 200 to 2,000.
f 1 0 1025 -7 200 1024 2000
; Table #2, a sine wave.
f 2 0 16384 10 1

; Play Instrument #1 for 2 seconds.
i 1 0 2
e
/* table.sco */
```

See Also

tablei , *table3* , *oscil1* , *oscil1i* , *osciln*

Credits

Example written by Kevin Conder.

19.649. table3

table3 – Accesses table values by direct indexing with cubic interpolation.

Description

Accesses table values by direct indexing with cubic interpolation.

Syntax

ar **table3** andx, ifn [, ixmode] [, ixoff] [, iwrap]

ir **table3** indx, ifn [, ixmode] [, ixoff] [, iwrap]

kr **table3** kndx, ifn [, ixmode] [, ixoff] [, iwrap]

Initialization

ifn – function table number.

ixmode (optional) – index data mode. The default value is 0.

- 0 = raw index
- 1 = normalized (0 to 1)

ixoff (optional) – amount by which index is to be offset. For a table with origin at center, use $\text{tablesize}/2$ (raw) or .5 (normalized). The default value is 0.

iwrap (optional) – wraparound index flag. The default value is 0.

- 0 = nowrap (index < 0 treated as index=0; index tablesize sticks at index=size)
- 1 = wraparound.

Performance

table3 is experimental, and is identical to *tablei* , except that it uses cubic interpolation. (New in Csound version 3.50.)

See Also

table , *tablei* , *oscil1* , *oscil1i* , *osciln*

19.650. *tablecopy*

tablecopy – Simple, fast table copy opcode.

Description

Simple, fast table copy opcode.

Syntax

tablecopy *kdft*, *ksft*

Performance

kdft – Destination function table.

ksft – Number of source function table.

tablecopy – Simple, fast table copy opcode. Takes the table length from the destination table, and reads from the start of the source table. For speed reasons, does not check the source length - just copies regardless - in “wrap” mode. This may read through the source table several times. A source table with length 1 will cause all values in the destination table to be written to its value.

tablecopy cannot read or write the guardpoint. To read it use *table* , with *ndx* = the table length. Likewise use *table write* to write it.

To write the guardpoint to the value in location 0, use *tablegpw* .

This is primarily to change function tables quickly in a real-time situation.

See Also

tablegpw , *tablemix* , *tablecopy* , *tablegpw* , *tablemix*

Credits

Author: Robin Whittle Australia May 1997

19.651. **tablegpw**

`tablegpw` – Writes a table's guard point.

Description

Writes a table's guard point.

Syntax

`tablegpw kfn`

Performance

kfn – Table number to be interrogated

tablegpw – For writing the table's guard point, with the value which is in location 0. Does nothing if table does not exist.

Likely to be useful after manipulating a table with *tablemix* or *tablecopy* .

See Also

tablecopy , *tablemix* , *tableicopy* , *tableigpw* , *tableimix*

Credits

Author: Robin Whittle Australia May 1997

19.652. **tablei**

`tablei` – Accesses table values by direct indexing with linear interpolation.

Description

Accesses table values by direct indexing with linear interpolation.

Syntax

ar **tablei** andx, ifn [, ixmode] [, ixoff] [, iwrap]

ir **tablei** indx, ifn [, ixmode] [, ixoff] [, iwrap]

kr **tablei** kndx, ifn [, ixmode] [, ixoff] [, iwrap]

Initialization

ifn – function table number. *tablei* requires the extended guard point.

ixmode (optional) – index data mode. The default value is 0.

- 0 = raw index
- 1 = normalized (0 to 1)

ixoff (optional) – amount by which index is to be offset. For a table with origin at center, use $\text{tablesize}/2$ (raw) or .5 (normalized). The default value is 0.

iwrap (optional) – wraparound index flag. The default value is 0.

- 0 = nowrap (index < 0 treated as index=0; index tablesize sticks at index=size)
- 1 = wraparound.

Performance

tablei is a interpolating unit in which the fractional part of index is used to interpolate between adjacent table entries. The smoothness gained by interpolation is at some small cost in execution time (see also *oscili*, etc.), but the interpolating and non-interpolating units are otherwise interchangeable. Note that when *tablei* uses a periodic index whose modulo n is less than the power of 2 table length, the interpolation process requires that there be an $(n + 1)$ th table value that is a repeat of the 1st (see *f Statement* in score).

See Also

table, *table3*, *oscil1*, *oscil1i*, *osciln*

19.653. *tablecopy*

tablecopy – Simple, fast table copy opcode.

Description

Simple, fast table copy opcode.

Syntax

tablecopy idft, isft

Initialization

idft – Destination function table.

isft – Number of source function table.

Performance

tablecopy – Simple, fast table copy opcodes. Takes the table length from the destination table, and reads from the start of the source table. For speed reasons, does not check the source length - just copies regardless - in “wrap” mode. This may read through the source table several times. A source table with length 1 will cause all values in the destination table to be written to its value.

tablecopy cannot read or write the guardpoint. To read it use *table* , with *ndx* = the table length. Likewise use *tablewrite* to write it.

To write the guardpoint to the value in location 0, use *tablegpw* .

This is primarily to change function tables quickly in a real-time situation.

See Also

tablecopy , *tablegpw* , *tablemix* , *tableigpw* , *tableimix*

Credits

Author: Robin Whittle Australia May 1997

19.654. tableigpw

tableigpw – Writes a table’s guard point.

Description

Writes a table’s guard point.

Syntax

tableigpw ifn

Initialization

ifn – Table number to be interrogated

Performance

tableigpw – For writing the table’s guard point, with the value which is in location 0. Does nothing if table does not exist.

Likely to be useful after manipulating a table with *tablemix* or *tablecopy*.

See Also

tablecopy , *tablegpw* , *tablemix* , *tablecopy* , *tableimix*

Credits

Author: Robin Whittle Australia May 1997

19.655. *tableikt*

tableikt – Provides k-rate control over table numbers.

Description

k-rate control over table numbers.

The standard Csound opcode *tablei*, when producing a k- or a-rate result, can only use an init-time variable to select the table number. *tableikt* accepts k-rate control as well as i-time. In all other respects they are similar to the original opcodes.

Syntax

ar **tableikt** *xndx*, *kfn* [, *ixmode*] [, *ixoff*] [, *iwrap*]

kr **tableikt** *kndx*, *kfn* [, *ixmode*] [, *ixoff*] [, *iwrap*]

Initialization

ixmode – if 0, *xndx* and *ixoff* ranges match the length of the table. if non-zero *xndx* and *ixoff* have a 0 to 1 range. Default is 0

ixoff – if 0, total index is controlled directly by *xndx*, ie. the indexing starts from the start of the table. If non-zero, start indexing from somewhere else in the table. Value must be positive and less than the table length (*ixmode* = 0) or less than 1 (*ixmode* not equal to 0). Default is 0.

iwrap – if *iwrap* = 0, *Limit mode* : when total index is below 0, then final index is 0. Total index above table length results in a final index of the table length - high out of range total indexes stick at the upper limit of the table. If *iwrap* not equal to 0, *Wrap mode* : total index is wrapped modulo the table length so that all total indexes map into the table. For instance, in a table of length 8, *xndx* = 5 and *ixoff* = 6 gives a total index of 11, which wraps to a final index of 3. Default is 0.

Performance

kndx – Index into table, either a positive number range

xndx – matching the table length (*ixmode* = 0) or a 0 to 1 range (*ixmode* not equal to 0)

kfn – Table number. Must be ≥ 1 . Floats are rounded down to an integer. If a table number does not point to a valid table, or the table has not yet been loaded (*GEN01*) then an error will result and the instrument will be de-activated.

Caution

At k-rate, if a table number of < 1 is given, or the table number points to a non-existent table, or to

See Also

tablekt

Credits

Author: Robin Whittle Australia May 1997

19.656. tablemix

tablemix – Mixes two tables.

Description

Mixes two tables.

Syntax

tablemix idft, idoff, ilen, is1ft, is1off, is1g, is2ft, is2off, is2g

Initialization

idft – Destination function table.

idoff – Offset to start writing from. Can be negative.

ilen – Number of write operations to perform. Negative means work backwards.

is1ft , *is2ft* – Source function tables. These can be the same as the destination table, if care is exercised about direction of copying data.

is1off , *is2off* – Offsets to start reading from in source tables.

is1g , *is2g* – Gains to apply when reading from the source tables. The results are added and the sum is written to the destination table.

Performance

tablemix – This opcode mixes from two tables, with separate gains into the destination table. Writing is done for *klen* locations, usually stepping forward through the table - if *klen* is positive. If it is negative, then the writing and reading order is backwards - towards lower indexes in the tables. This bi-directional option makes it easy to shift the contents of a table sideways by reading from it and writing back to it with a different offset.

If *klen* is 0, no writing occurs. Note that the internal integer value of *klen* is derived from the ANSI C floor() function - which returns the next most negative integer. Hence a fractional negative *klen* value of -2.3 would create an internal length of 3, and cause the copying to start from the offset locations and proceed for two locations to the left.

The total index for table reading and writing is calculated from the starting offset for each table, plus the index value, which starts at 0 and then increments (or decrements) by 1 as mixing proceeds.

These total indexes can potentially be very large, since there is no restriction on the offset or the *klen* . However each total index for each table is ANDed with a length mask (such as 0000 0111 for a table of length 8) to form a final index which is actually used for reading or writing. So no reading or writing can occur outside the tables. This is the same as “wrap” mode in table read and write. These opcodes do not read or write the guardpoint. If a table has been rewritten with one of these, then if it has a guardpoint which is supposed to contain the same value as the location 0, then call *tablegpw* afterwards.

The indexes and offsets are all in table steps - they are not normalized to 0 - 1. So for a table of length 256, *klen* should be set to 256 if all the table was to be read or written.

The tables do not need to be the same length - wrapping occurs individually for each table.

See Also

tablecopy , *tablegpw* , *tablemix* , *tableicopy* , *tableigpw*

Credits

Author: Robin Whittle Australia May 1997

19.657. *tableiw*

tableiw – Change the contents of existing function tables.

Description

This opcode operates on existing function tables, changing their contents. *tableiw* is used when all inputs are init time variables or constants and you only want to run it at the initialization of the instrument. The valid combinations of variable types are shown by the first letter of the variable names.

Syntax

tableiw *isig*, *indx*, *ifn* [, *ixmode*] [, *ixoff*] [, *iwgmode*]

Initialization

isig – Input value to write to the table.

indx – Index into table, either a positive number range matching the table length (*ixmode* = 0) or a 0 to 1 range (*ixmode* not equal to 0)

ifn – Table number. Must be = 1. Floats are rounded down to an integer. If a table number does not point to a valid table, or the table has not yet been loaded (*GEN01*) then an error will result and the instrument will be de-activated.

ixmode (optional, default=0) – index mode.

- 0 = *indx* and *ixoff* ranges match the length of the table.
- not equal to 0 = *indx* and *ixoff* have a 0 to 1 range.

ixoff (optional, default=0) – index offset.

- 0 = Total index is controlled directly by *indx* , i.e. the indexing starts from the start of the table.
- Not equal to 0 = Start indexing from somewhere else in the table. Value must be positive and less than the table length (*ixmode* = 0) or less than 1 (*ixmode* not equal to 0).

iwgmode (optional, default=0) – Wrap and guard point mode.

- 0 = Limit mode.
- 1 = Wrap mode.
- 2 = Guardpoint mode.

Performance

Limit mode (0)

Limit the total index ($indx + ixoff$) to between 0 and the guard point. For a table of length 5, this means that locations 0 to 3 and location 4 (the guard point) can be written. A negative total index writes to location 0.

Wrap mode (1)

Wrap total index value into locations 0 to E, where E is either one less than the table length or the factor of 2 number which is one less than the table length. For example, wrap into a 0 to 3 range - so that total index 6 writes to location 2.

Guardpoint mode (2)

The guardpoint is written at the same time as location 0 is written - with the same value.

This facilitates writing to tables which are intended to be read with interpolation for producing smooth cyclic waveforms. In addition, before it is used, the total index is incremented by half the range between one location and the next, before being rounded down to the integer address of a table location.

Normally ($iwgmode = 0$ or 1) for a table of length 5 - which has locations 0 to 3 as the main table and location 4 as the guard point, a total index in the range of 0 to 0.999 will write to location 0. ("0.999" means just less than 1.0.) 1.0 to 1.999 will write to location 1 etc. A similar pattern holds for all total indexes 0 to 4.999 ($igwmode = 0$) or to 3.999 ($igwmode = 1$). $igwmode = 0$ enables locations 0 to 4 to be written - with the guardpoint (4) being written with a potentially different value from location 0.

With a table of length 5 and the $iwgmode = 2$, then when the total index is in the range 0 to 0.499, it will write to locations 0 and 4. Range 0.5 to 1.499 will write to location 1 etc. 3.5 to 4.0 will also write to locations 0 and 4.

This way, the writing operation most closely approximates the results of interpolated reading. Guard point mode should only be used with tables that have a guardpoint.

Guardpoint mode is accomplished by adding 0.5 to the total index, rounding to the next lowest integer, wrapping it modulo the factor of two which is one less than the table length, writing the table (locations 0 to 3 in our example) and then writing to the guard point if index = 0.

See Also

tablew, *tablewkt*

Credits

Author: Robin Whittle Australia May 1997

Updated August 2002, thanks go to Abram Hindle for pointing out the correct syntax.

19.658. **tablekt**

tablekt – Provides k-rate control over table numbers.

Description

k-rate control over table numbers.

The standard Csound opcode *table* when producing a k- or a-rate result, can only use an init-time variable to select the table number. *tablekt* accepts k-rate control as well as i-time. In all other respects they are similar to the original opcodes.

Syntax

ar **tablekt** *xndx*, *kfn* [, *ixmode*] [, *ixoff*] [, *iwrap*]

kr **tablekt** *kndx*, *kfn* [, *ixmode*] [, *ixoff*] [, *iwrap*]

Initialization

ixmode – if 0, *xndx* and *ixoff* ranges match the length of the table. if non-zero *xndx* and *ixoff* have a 0 to 1 range. Default is 0

ixoff – if 0, total index is controlled directly by *xndx*, ie. the indexing starts from the start of the table. If non-zero, start indexing from somewhere else in the table. Value must be positive and less than the table length (*ixmode* = 0) or less than 1 (*ixmode* not equal to 0). Default is 0.

iwrap – if *iwrap* = 0, *Limit mode* : when total index is below 0, then final index is 0. Total index above table length results in a final index of the table length - high out of range total indexes stick at the upper limit of the table. If *iwrap* not equal to 0, *Wrap mode* : total index is wrapped modulo the table length so that all total indexes map into the table. For instance, in a table of length 8, *xndx* = 5 and *ixoff* = 6 gives a total index of 11, which wraps to a final index of 3. Default is 0.

Performance

kndx – Index into table, either a positive number range

xndx – matching the table length (*ixmode* = 0) or a 0 to 1 range (*ixmode* not equal to 0)

kfn – Table number. Must be ≥ 1 . Floats are rounded down to an integer. If a table number does not point to a valid table, or the table has not yet been loaded (*GEN01*) then an error will result and the instrument will be de-activated.

Caution

At k-rate, if a table number of < 1 is given, or the table number points to a non-existent table, or to

See Also

tableikt

Credits

Author: Robin Whittle Australia May 1997

19.659. **tablemix**

tablemix – Mixes two tables.

Description

Mixes two tables.

Syntax

tablemix kdft, kdoff, klen, ks1ft, ks1off, ks1g, ks2ft, ks2off, ks2g

Performance

kdft – Destination function table.

kdoff – Offset to start writing from. Can be negative.

klen – Number of write operations to perform. Negative means work backwards.

ks1ft , *ks2ft* – Source function tables. These can be the same as the destination table, if care is exercised about direction of copying data.

ks1off , *ks2off* – Offsets to start reading from in source tables.

ks1g , *ks2g* – Gains to apply when reading from the source tables. The results are added and the sum is written to the destination table.

tablemix – This opcode mixes from two tables, with separate gains into the destination table. Writing is done for *klen* locations, usually stepping forward through the table - if *klen* is positive. If it is negative, then the writing and reading order is backwards - towards lower indexes in the tables. This bi-directional option makes it easy to shift the contents of a table sideways by reading from it and writing back to it with a different offset.

If *klen* is 0, no writing occurs. Note that the internal integer value of *klen* is derived from the ANSI C `floor()` function - which returns the next most negative integer. Hence a fractional negative *klen* value of -2.3 would create an internal length of 3, and cause the copying to start from the offset locations and proceed for two locations to the left.

The total index for table reading and writing is calculated from the starting offset for each table, plus the index value, which starts at 0 and then increments (or decrements) by 1 as mixing proceeds.

These total indexes can potentially be very large, since there is no restriction on the offset or the *klen* . However each total index for each table is ANDed with a length mask (such as 0000 0111 for a table of length 8) to form a final index which is actually used for reading or writing. So no reading or writing can occur outside the tables. This is the same as “wrap” mode in table read and write. These opcodes do not read or write the guardpoint. If a table has been rewritten with one of these, then if it has a guardpoint which is supposed to contain the same value as the location 0, then call *tablegpw* afterwards.

The indexes and offsets are all in table steps - they are not normalized to 0 - 1. So for a table of length 256, *klen* should be set to 256 if all the table was to be read or written.

The tables do not need to be the same length - wrapping occurs individually for each table.

See Also

tablecopy , *tablegpw* , *tableicopy* , *tableigpw* , *tableimix*

Credits

Author: Robin Whittle Australia May 1997

19.660. *tableng*

tableng – Interrogates a function table for length.

Description

Interrogates a function table for length.

Syntax

ir **tableng** ifn

kr **tableng** kfn

Initialization

ifn – Table number to be interrogated

Performance

kfn – Table number to be interrogated

tableng returns the length of the specified table. This will be a power of two number in most circumstances. It will not show whether a table has a guardpoint or not. It seems this information is not available in the table's data structure. If the specified table is not found, then 0 will be returned.

Likely to be useful for setting up code for table manipulation operations, such as *tablemix* and *tablecopy* .

Examples

Here is an example of the *tableng* opcode. It uses the files *tableng.orc* and *tableng.sco* .

Example 1. Example of the *tableng* opcode.

```

/* tableng.orc */
; Initialize the global variables.
sr = 44100
kr = 4410
ksmps = 10
nchnls = 1

; Instrument #1.
instr 1
  ; Let's look at Table #1.
  ifn = 1
  ilen tableng ifn

```

```
□□print□ilen  
endin  
/*_tableng.orc_*/
```

```
/*_tableng.sco_*/  
; Table #1, a sine wave.  
f 1 0 16384 10 1  
  
; Play Instrument #1 for one second.  
i 1 0 1  
e  
/*_tableng.sco_*/
```

The table is 16,384 samples long. So its output should include a line like this:

```
instr 1:  ilen = 16384.000
```

Credits

Author: Robin Whittle Australia May 1997

Example written by Kevin Conder.

19.661. *tablera*

tablera – Reads tables in sequential locations.

Description

These opcodes read and write tables in sequential locations to and from an a-rate variable. Some thought is required before using them. They have at least two major, and quite different, applications which are discussed below.

Syntax

ar **tablera** kfn, kstart, koff

Performance

ar – a-rate destination for reading *ksmps* values from a table.

kfn – i- or k-rate number of the table to read or write.

kstart – Where in table to read or write.

koff – i- or k-rate offset into table. Range unlimited - see explanation at end of this section.

In one application, these are intended to be used in pairs, or with several *tablera* opcodes before a *tablewa* – all sharing the same *kstart* variable.

These read from and write to sequential locations in a table at audio rates, with *ksmps* floats being written and read each cycle.

tablera starts reading from location *kstart*. *tablewa* starts writing to location *kstart*, and then writes to *kstart* with the number of the location one more than the one it last wrote. (Note that for *tablewa*, *kstart* is both an input and output variable.) If the writing index reaches the end of the table, then no further writing occurs and zero is written to *kstart*.

For instance, if the table's length was 16 (locations 0 to 15), and *ksmps* was 5. Then the following steps would occur with repetitive runs of the *tablewa* opcode, assuming that *kstart* started at 0.

Run Number	Initial kstart	Final kstart	Locations	Written
1	0	1	2 3 4	25105 6 7 8 9
2	1	2	3 4	3101510 11 12 13 14
3	2	3	4	415015

This is to facilitate processing table data using standard a-rate orchestra code between the *tablera* and *tablewa* opcodes. They allow all Csound k-rate operators to be used (with caution) on a-rate variables - something that would only be possible otherwise by *ksmps* = 1, *downsamp* and *upsamp*.

Caution

The k-rate code in the processing loop is really running at a-rate, so time dependent functions like *port*

Both these opcodes generate an error and deactivate the instrument if a table with length < *ksmps* is selected. Likewise an error occurs if *kstart* is below 0 or greater than the highest entry in the table - if *kstart* = table length.

- *kstart* is intended to contain integer values between 0 and (table length - 1). Fractional values above this should not affect operation but do not achieve anything useful.
- These opcodes are not interpolating, and the *kstart* and *koff* parameters always have a range of 0 to (table length - 1) - not 0 to 1 as is available in other table read/write opcodes. *koff* can be outside this range but it is wrapped around by the final AND operation.
- These opcodes are permanently in wrap mode. When *koff* is 0, no wrapping needs to occur, since the *kstart* ++ index will always be within the table's normal range. *koff* not equal to 0 can lead to wrapping.
- The offset does not affect the number of read/write cycles performed, or the value written to *kstart* by *tablewa* .
- These opcodes cannot read or write the guardpoint. Use *tablegpw* to write the guardpoint after manipulations have been done with *tablewa* .

Examples

```
kstart = 0
lab1:
  atemp tablera
  ktabsource, kstart, 0 ; Read 5 values from table into an
                        ; a-rate variable.

  atemp = log(atemp) ; Process the values using a-rate
  ; code.

  kstart tablewa
  ktabdest, atemp, 0 ; Write it back to the table
if ktemp 0 goto lab1 ; Loop until all table locations
; have been processed.
```

The above example shows a processing loop, which runs every k-cycle, reading each location in the table *ktabsource* , and writing the log of those values into the same locations of table *ktabdest* .

This enables whole tables, parts of tables (with offsets and different control loops) and data from several tables at once to be manipulated with a-rate code and written back to another (or to the same) table. This is a bit of a fudge, but it is faster than doing it with k-rate table read and write code.

Another application is:

```
kzero = 0
kloop = 0

kzero tablewa
23, asignal, 0 ; ksmps a-rate samples written
```

```

; into locations 0 to (ksmps -1) of table 23.

lab1: ktemp table
kloop, 23 ; Start a loop which runs ksmps times,
; in which each cycle processes one of
[ Some code to manipulate ] ; table 23's values with k-rate orchestra
[ the value of ktemp. ] ; code.

\emph{tablew}
ktemp, kloop, 23 ; Write the processed value to the table.

kloop = kloop + 1 ; Increment the kloop, which is both the
; pointer into the table and the loop
if kloop < ksmps goto lab1 ; counter . Keep looping until all values
; in the table have been processed.

asignal \emph{tablea}
23, 0, 0 ; Copy the table contents back
; to an a-rate variable.

```

koff – This is an offset which is added to the sum of *kstart* and the internal index variable which steps through the table. The result is then ANDed with the lengthmask (000 0111 for a table of length 8 - or 9 with guardpoint) and that final index is used to read or write to the table. *koff* can be any value. It is converted into a long using the ANSI floor() function so that -4.3 becomes -5. This is what we would want when using offsets which range above and below zero.

Ideally this would be an optional variable, defaulting to 0, however with the existing Csound orchestra read code, such default parameters must be init time only. We want k-rate here, so we cannot have a default.

19.662. tableseg

tableseg – Creates a new function table by making linear segments between values in stored function tables.

Description

tableseg is like *linseg* but interpolate between values in a stored function tables. The result is a new function table passed internally to any following *vpvoc* which occurs before a subsequent *tableseg* (much like *lpread* / *lpreson* pairs work). The uses of these are described below under *vpvoc* .

Note: this opcode can also be written as *ktableseg* .

Syntax

```
tableseg ifn1, idur1, ifn2 [, idur2] [, ifn3] [...]
```

Initialization

ifn1 , *ifn2* , *ifn3* , etc. – function table numbers. *ifn1* , *ifn2* , and so on, must be the same size.

idur1 , *idur2* , etc. – durations during which interpolation from one table to the next will take place.

See Also

pvbufread , *pvcross* , *pvinterp* , *pvread* , *tablexseg*

Credits

Author: Richard Karpen Seattle, Wash 1997

19.663. *tablew*

tablew – Change the contents of existing function tables.

Description

This opcode operates on existing function tables, changing their contents. *tablew* is for writing at k- or at a-rates, with the table number being specified at init time. The valid combinations of variable types are shown by the first letter of the variable names.

Syntax

tablew *asig*, *andx*, *ifn* [, *ixmode*] [, *ixoff*] [, *iwgmode*]

tablew *isig*, *indx*, *ifn* [, *ixmode*] [, *ixoff*] [, *iwgmode*]

tablew *ksig*, *kndx*, *ifn* [, *ixmode*] [, *ixoff*] [, *iwgmode*]

Initialization

asig , *isig*, *ksig* – The value to be written into the table.

andx , *indx* , *kndx* – Index into table, either a positive number range matching the table length (*ixmode* = 0) or a 0 to 1 range (*ixmode* != 0)

ifn – Table number. Must be = 1. Floats are rounded down to an integer. If a table number does not point to a valid table, or the table has not yet been loaded (*GEN01*) then an error will result and the instrument will be de-activated.

ixmode (optional, default=0) – index mode.

- 0 = *xndx* and *ixoff* ranges match the length of the table.
- !=0 = *xndx* and *ixoff* have a 0 to 1 range.

ixoff (optional, default=0) – index offset.

- 0 = Total index is controlled directly by *xndx* , i.e. the indexing starts from the start of the table.
- !=0 = Start indexing from somewhere else in the table. Value must be positive and less than the table length (*ixmode* = 0) or less than 1 (*ixmode* != 0).

iwgmode (optional, default=0) – Wrap and guardpoint mode.

- 0 = Limit mode.
- 1 = Wrap mode.
- 2 = Guardpoint mode.

Performance

Limit mode (0)

Limit the total index ($ndx + ixoff$) to between 0 and the guard point. For a table of length 5, this means that locations 0 to 3 and location 4 (the guard point) can be written. A negative total index writes to location 0.

Wrap mode (1)

Wrap total index value into locations 0 to E, where E is either one less than the table length or the factor of 2 number which is one less than the table length. For example, wrap into a 0 to 3 range - so that total index 6 writes to location 2.

Guardpoint mode (2)

The guardpoint is written at the same time as location 0 is written - with the same value.

This facilitates writing to tables which are intended to be read with interpolation for producing smooth cyclic waveforms. In addition, before it is used, the total index is incremented by half the range between one location and the next, before being rounded down to the integer address of a table location.

Normally ($igwmode = 0$ or 1) for a table of length 5 - which has locations 0 to 3 as the main table and location 4 as the guard point, a total index in the range of 0 to 0.999 will write to location 0. ("0.999" means just less than 1.0.) 1.0 to 1.999 will write to location 1 etc. A similar pattern holds for all total indexes 0 to 4.999 ($igwmode = 0$) or to 3.999 ($igwmode = 1$). $igwmode = 0$ enables locations 0 to 4 to be written - with the guardpoint (4) being written with a potentially different value from location 0.

With a table of length 5 and the $iwgmode = 2$, then when the total index is in the range 0 to 0.499, it will write to locations 0 and 4. Range 0.5 to 1.499 will write to location 1 etc. 3.5 to 4.0 will also write to locations 0 and 4.

This way, the writing operation most closely approximates the results of interpolated reading. Guard point mode should only be used with tables that have a guardpoint.

Guardpoint mode is accomplished by adding 0.5 to the total index, rounding to the next lowest integer, wrapping it modulo the factor of two which is one less than the table length, writing the table (locations 0 to 3 in our example) and then writing to the guard point if index = 0.

tablew has no output value. The last three parameters are optional and have default values of 0.

Caution with k-rate table numbers

At k-rate or a-rate, if a table number of < 1 is given, or the table number points to a non-existent table, or to one which has a length of 0 (it is to be loaded from a file later) then an error will result and the instrument will be deactivated. *kfn* and *afn* must be initialized at the appropriate rate using *init*. Attempting to load an i-rate value into *kfn* or *afn* will result in an error.

See Also

tableiw, *tablewkt*

Credits

Author: Robin Whittle Australia May 1997

19.664. *tablewa*

tablewa – Writes tables in sequential locations.

Description

These opcodes read and write tables in sequential locations to and from an a-rate variable. Some thought is required before using them. They have at least two major, and quite different, applications which are discussed below.

Syntax

kstart **tablewa** *kfn*, *asig*, *koff*

Performance

kstart – Where in table to read or write.

kfn – i- or k-rate number of the table to read or write.

asig – a-rate signal to read from when writing to the table.

koff – i- or k-rate offset into table. Range unlimited - see explanation at end of this section.

In one application, these are intended to be used in pairs, or with several *tablera* opcodes before a *tablewa* – all sharing the same *kstart* variable.

These read from and write to sequential locations in a table at audio rates, with *ksmps* floats being written and read each cycle.

tablera starts reading from location *kstart* . *tablewa* starts writing to location *kstart* , and then writes to *kstart* with the number of the location one more than the one it last wrote. (Note that for *tablewa* , *kstart* is both an input and output variable.) If the writing index reaches the end of the table, then no further writing occurs and zero is written to *kstart* .

For instance, if the table's length was 16 (locations 0 to 15), and *ksmps* was 5. Then the following steps would occur with repetitive runs of the *tablewa* opcode, assuming that *kstart* started at 0.

Run	Number	Initial	<i>kstart</i>	Final	<i>kstart</i>	Locations	Written
1	1	0	1	2	3	4	25105
2	6	7	8	9	31015	10	11
3	12	13	14	415015			

This is to facilitate processing table data using standard a-rate orchestra code between the *tablera* and *tablewa* opcodes. They allow all Csound k-rate operators to be used (with caution) on a-rate variables - something that would only be possible otherwise by *ksmps* = 1, *downsamp* and *upsamp*.

Caution

The k-rate code in the processing loop is really running at a-rate, so time dependent functions like *port*

Both these opcodes generate an error and deactivate the instrument if a table with length < *ksmps* is selected. Likewise an error occurs if *kstart* is below 0 or greater than the highest entry in the table - if *kstart* = table length.

- *kstart* is intended to contain integer values between 0 and (table length - 1). Fractional values above this should not affect operation but do not achieve anything useful.

19. Orchestra Opcodes and Operators

- These opcodes are not interpolating, and the *kstart* and *koff* parameters always have a range of 0 to (table length - 1) - not 0 to 1 as is available in other table read/write opcodes. *koff* can be outside this range but it is wrapped around by the final AND operation.
- These opcodes are permanently in wrap mode. When *koff* is 0, no wrapping needs to occur, since the *kstart* ++ index will always be within the table's normal range. *koff* not equal to 0 can lead to wrapping.
- The offset does not affect the number of read/write cycles performed, or the value written to *kstart* by *tablewa* .
- These opcodes cannot read or write the guardpoint. Use *tablegpw* to write the guardpoint after manipulations have been done with *tablewa* .

Examples

```
kstart = 0
lab1:
  atemp  tablewa
  ktabsource, kstart, 0 ; Read 5 values from table into an
                        ; a-rate variable.

  atemp = log(atemp) ; Process the values using a-rate
        ; code.

  kstart tablewa
  ktabdest, atemp, 0 ; Write it back to the table

if ktemp 0 goto lab1 ; Loop until all table locations
        ; have been processed.
```

The above example shows a processing loop, which runs every k-cycle, reading each location in the table *ktabsource* , and writing the log of those values into the same locations of table *ktabdest* .

This enables whole tables, parts of tables (with offsets and different control loops) and data from several tables at once to be manipulated with a-rate code and written back to another (or to the same) table. This is a bit of a fudge, but it is faster than doing it with k-rate table read and write code.

Another application is:

```
kzero = 0
kloop = 0

kzero tablewa
  23, asignal, 0 ; ksmps a-rate samples written
                ; into locations 0 to (ksmps -1) of table 23.

lab1: ktemp table
  kloop, 23 ; Start a loop which runs ksmps times,
            ; in which each cycle processes one of
            [ Some code to manipulate ] ; table 23's values with k-rate orchestra
            [ the value of ktemp. ] ; code.

\emph{tablew}
ktemp, kloop, 23 ; Write the processed value to the table.

kloop = kloop + 1 ; Increment the kloop, which is both the
                ; pointer into the table and the loop
if kloop < ksmps goto lab1 ; counter. Keep looping until all values
                ; in the table have been processed.

asignal \emph{tablera}
  23, 0, 0 ; Copy the table contents back
                ; to an a-rate variable.
```

koff – This is an offset which is added to the sum of *kstart* and the internal index variable which steps through the table. The result is then ANDed with the lengthmask (000 0111 for a table of length 8 - or 9 with guardpoint) and that final index is used to read or write to the table. *koff* can

be any value. It is converted into a long using the ANSI `floor()` function so that `-4.3` becomes `-5`. This is what we would want when using offsets which range above and below zero.

Ideally this would be an optional variable, defaulting to 0, however with the existing Csound orchestra read code, such default parameters must be init time only. We want k-rate here, so we cannot have a default.

Credits

Author: Robin Whittle Australia

19.665. *tablewkt*

tablewkt – Change the contents of existing function tables.

Description

This opcode operates on existing function tables, changing their contents. *tablewkt* uses a k-rate variable for selecting the table number. The valid combinations of variable types are shown by the first letter of the variable names.

Syntax

tablewkt *asig*, *andx*, *kfn* [, *ixmode*] [, *ixoff*] [, *iwgmde*]

tablewkt *ksig*, *kndx*, *kfn* [, *ixmode*] [, *ixoff*] [, *iwgmde*]

Initialization

asig , *ksig* – The value to be written into the table.

andx , *kndx* – Index into table, either a positive number range matching the table length (*ixmode* = 0) or a 0 to 1 range (*ixmode* != 0)

kfn – Table number. Must be = 1. Floats are rounded down to an integer. If a table number does not point to a valid table, or the table has not yet been loaded (*GEN01*) then an error will result and the instrument will be de-activated.

ixmode – index mode. Default is zero.

- 0 = *xndx* and *ixoff* ranges match the length of the table.
- Not equal to 0 = *xndx* and *ixoff* have a 0 to 1 range.

ixoff – index offset. Default is 0.

- 0 = Total index is controlled directly by *xndx* , i.e. the indexing starts from the start of the table.
- Not equal to 0 = Start indexing from somewhere else in the table. Value must be positive and less than the table length (*ixmode* = 0) or less than 1 (*ixmode* != 0).

iwgmde – table writing mode. Default is 0.

- 0 = Limit mode.

- 1 = Wrap mode.
- 2 = Guardpoint mode.

Performance

Limit mode (0)

Limit the total index ($ndx + ixoff$) to between 0 and the guard point. For a table of length 5, this means that locations 0 to 3 and location 4 (the guard point) can be written. A negative total index writes to location 0.

Wrap mode (1)

Wrap total index value into locations 0 to E, where E is one less than either the table length or the factor of 2 number which is one less than the table length. For example, wrap into a 0 to 3 range - so that total index 6 writes to location 2.

Guardpoint mode (2)

The guardpoint is written at the same time as location 0 is written - with the same value.

This facilitates writing to tables which are intended to be read with interpolation for producing smooth cyclic waveforms. In addition, before it is used, the total index is incremented by half the range between one location and the next, before being rounded down to the integer address of a table location.

Normally ($igwmode = 0$ or 1) for a table of length 5 - which has locations 0 to 3 as the main table and location 4 as the guard point, a total index in the range of 0 to 0.999 will write to location 0. ("0.999" means just less than 1.0.) 1.0 to 1.999 will write to location 1 etc. A similar pattern holds for all total indexes 0 to 4.999 ($igwmode = 0$) or to 3.999 ($igwmode = 1$). $igwmode = 0$ enables locations 0 to 4 to be written - with the guardpoint (4) being written with a potentially different value from location 0.

With a table of length 5 and the $iwgmode = 2$, then when the total index is in the range 0 to 0.499, it will write to locations 0 and 4. Range 0.5 to 1.499 will write to location 1 etc. 3.5 to 4.0 will also write to locations 0 and 4.

This way, the writing operation most closely approximates the results of interpolated reading. Guard point mode should only be used with tables that have a guardpoint.

Guardpoint mode is accomplished by adding 0.5 to the total index, rounding to the next lowest integer, wrapping it modulo the factor of two which is one less than the table length, writing the table (locations 0 to 3 in our example) and then writing to the guard point if index = 0.

Caution with k-rate table numbers

At k-rate or a-rate, if a table number of < 1 is given, or the table number points to a non-existent table, or to one which has a length of 0 (it is to be loaded from a file later) then an error will result and the instrument will be deactivated. kfn and afn must be initialized at the appropriate rate using *init*. Attempting to load an i-rate value into kfn or afn will result in an error.

See Also

tableiw, *tablew*

Credits

Author: Robin Whittle Australia May 1997

19.666. *tablexkt*

tablexkt – Reads function tables with linear, cubic, or sinc interpolation.

Description

Reads function tables with linear, cubic, or sinc interpolation.

Syntax

as **tablexkt** xndx, kfn, kwarp, iwsiz [, ixmode] [, ixoff] [, iwrap]

Initialization

iwsiz – This parameter controls the type of interpolation to be used:

- *2*: Use linear interpolation. This is the lowest quality, but also the fastest mode.
- *4*: Cubic interpolation. Slightly better quality than *iwsiz* = 2, at the expense of being somewhat slower.
- *8 and above (up to 1024)*: sinc interpolation with window size set to *iwsiz* (should be an integer multiply of 4). Better quality than linear or cubic interpolation, but very slow. When transposing up, a *kwarp* value above 1 can be used for anti-aliasing (this is even slower).

ixmode1 (optional) – index data mode. The default value is 0.

- *0*: raw index
- *any non-zero value*: normalized (0 to 1)

Notes

if *tablexkt* is used to play back samples with looping (e.g. table index is generated by *lphasor*), there m

ixoff (optional) – amount by which index is to be offset. For a table with origin at center, use *tablesize* / 2 (raw) or 0.5 (normalized). The default value is 0.

iwrap (optional) – wraparound index flag. The default value is 0.

- *0*: Nowrap (index < 0 treated as index = 0; index >= *tablesize* (or 1.0 in normalized mode) sticks at the guard point).
- *any non-zero value*: Index is wrapped to the allowed range (not including the guard point in this case).

Note

iwrap also applies to extra samples for interpolation.

Performance

ar – audio output

ndx – table index

kfn – function table number

kwarp – if greater than 1, use $\sin(x / \text{kwarp}) / x$ function for sinc interpolation, instead of the default $\sin(x) / x$. This is useful to avoid aliasing when transposing up (*kwarp* should be set to the transpose factor in this case, e.g. 2.0 for one octave), however it makes rendering up to twice as slow. Also, *iwsize* should be at least $\text{kwarp} * 8$. This feature is experimental, and may be optimized both in terms of speed and quality in new versions.

Note

kwarp has no effect if it is less than, or equal to 1, or linear or cubic interpolation is used.

Credits

Author: Istvan Varga January 2002

New in version 4.18

19.667. tablexseg

tablexseg – Creates a new function table by making exponential segments between values in stored function tables.

Description

tablexseg is like *expseg* but interpolate between values in a stored function tables. The result is a new function table passed internally to any following *vpvoc* which occurs before a subsequent *tablexseg* (much like *lpread* / *lpreson* pairs work). The uses of these are described below under *vpvoc*.

Syntax

tablexseg *ifn1*, *idur1*, *ifn2* [, *idur2*] [, *ifn3*] [...]

Initialization

ifn1 , *ifn2* , *ifn3* , etc. – function table numbers. *ifn1* , *ifn2* , and so on, must be the same size.

idur1 , *idur2* , etc. – durations during which interpolation from one table to the next will take place.

See Also

pvbufread , *pvcross* , *pvinterp* , *pvread* , *tableseg*

Credits

Author: Richard Karpen Seattle, WA USA 1997

19.668. *tambourine*

tambourine – Semi-physical model of a tambourine sound.

Description

tambourine is a semi-physical model of a tambourine sound. It is one of the PhISEM percussion opcodes. PhISEM (Physically Informed Stochastic Event Modeling) is an algorithmic approach for simulating collisions of multiple independent sound producing objects.

Syntax

ar **tambourine** *kamp*, *idettack* [, *inum*] [, *idamp*] [, *imaxshake*] [, *ifreq*] [, *ifreq1*] [, *ifreq2*]

Initialization

idettack – period of time over which all sound is stopped

inum (optional) – The number of beads, teeth, bells, timbrels, etc. If zero, the default value is 32.

idamp (optional) – the damping factor, as part of this equation:

$$\text{damping_amount} = 0.9985 + (\text{idamp} * 0.002)$$

The default *damping_amount* is 0.9985 which means that the default value of *idamp* is 0. The maximum *damping_amount* is 1.0 (no damping). This means the maximum value for *idamp* is 0.75.

The recommended range for *idamp* is usually below 75% of the maximum value.

imaxshake (optional, default=0) – amount of energy to add back into the system. The value should be in range 0 to 1.

ifreq (optional) – the main resonant frequency. The default value is 2300.

ifreq1 (optional) – the first resonant frequency. The default value is 5600.

ifreq2 (optional) – the second resonant frequency. The default value is 8100.

Performance

kamp – Amplitude of output. Note: As these instruments are stochastic, this is only an approximation.

Examples

Here is an example of the *tambourine* opcode. It uses the files *tambourine.orc* and *tambourine.sco*.

Example 1. Example of the *tambourine* opcode.

```
/* tambourine.orc */
sr = 22050
kr = 2205
ksmps = 10
nchnls = 1

; Instrument #1: An example of a tambourine.
instr 01
  al tambourine 15000, 0.01
```

19. Orchestra Opcodes and Operators

```
    out a1
endin
/* tambourine.orc */

/* tambourine.sco */
i 1 0 1
e
/* tambourine.sco */
```

See Also

bamboo , *dripwater* , *guiro* , *sleighbells*

Credits

Author: Perry Cook, part of the PhISEM (Physically Informed Stochastic Event Modeling) Adapted by John ffitc
New in Csound version 4.07
Added notes by Rasmus Ekman on May 2002.

19.669. tan

tan – Performs a tangent function.

Description

Returns the tangent of x (x in radians).

Syntax

tan (x) (no rate restriction)

Examples

Here is an example of the tan opcode. It uses the files *tan.orc* and *tan.sco* .

Example 1. Example of the tan opcode.

```
/* tan.orc */
; Initialize the global variables.
sr = 44100
kr = 4410
ksmps = 10
nchnls = 1

; Instrument #1.
instr 1
  irad = 25
  i1 = tan(irad)

  print i1
endin
/* tan.orc */

/* tan.sco */
; Play Instrument #1 for one second.
i 1 0 1
e
/* tan.sco */
```

Its output should include a line like this:

```
instr 1: i1 = -0.134
```

See Also

cos , *cosh* , *cosinv* , *sin* , *sinh* , *sininv* , *tan* , *taninv*

Credits

Example written by Kevin Conder.

19.670. *tanh*

tanh – Performs a hyperbolic tangent function.

Description

Returns the hyperbolic tangent of x (x in radians).

Syntax

tanh (x) (no rate restriction)

Examples

Here is an example of the *tanh* opcode. It uses the files *tanh.orc* and *tanh.sco* .

Example 1. Example of the *tanh* opcode.

```
/* tanh.orc */
; Initialize the global variables.
sr = 44100
kr = 4410
ksmps = 10
nchnls = 1

; Instrument #1.
instr 1
  irad = 1
  i1 = tanh(irad)

  print i1
endin
/* tanh.orc */

/* tanh.sco */
; Play Instrument #1 for one second.
i 1 0 1
e
/* tanh.sco */
```

Its output should include a line like this:

```
instr 1: i1 = 0.762
```

See Also

cos , *cosh* , *cosinv* , *sin* , *sinh* , *sininv* , *tan* , *taninv*

Credits

Example written by Kevin Conder.

19.671. taninv

taninv – Performs an arctangent function.

Description

Returns the arctangent of x (x in radians).

Syntax

taninv (x) (no rate restriction)

Examples

Here is an example of the taninv opcode. It uses the files *taninv.orc* and *taninv.sco*.

Example 1. Example of the taninv opcode.

```
/* taninv.orc */
; Initialize the global variables.
sr = 44100
kr = 4410
ksmps = 10
nchnls = 1

; Instrument #1.
instr 1
  irad = 0.5
  i1 = taninv(irad)

  print i1
endin
/* taninv.orc */
```

```
/* taninv.sco */
; Play Instrument #1 for one second.
i 1 0 1
e
/* taninv.sco */
```

Its output should include a line like this:

```
instr 1: i1 = 0.464
```

See Also

cos , *cosh* , *cosinv* , *sin* , *sinh* , *sininv* , *tan* , *tanh* , *taninv2*

Credits

Example written by Kevin Conder.

19.672. *taninv2*

taninv2 – Returns an arctangent.

Description

Returns the arctangent of iy/ix , ky/kx , or ay/ax .

Syntax

ar **taninv2** ay, ax

ir **taninv2** iy, ix

kr **taninv2** ky, kx

Returns the arctangent of iy/ix , ky/kx , or ay/ax . If y is zero, *taninv2* returns zero regardless of the value of x. If x is zero, the return value is:

- $PI/2$, if y is positive.
- $-PI/2$, if y is negative.
- 0 , if y is 0.

Initialization

iy, *ix* – values to be converted

Performance

ky, *kx* – control rate signals to be converted

ay, *ax* – audio rate signals to be converted

Examples

Here is an example of the *taninv2* opcode. It uses the files *taninv2.orc* and *taninv2.sco* .

Example 1. Example of the *taninv2* opcode.

```
/* taninv2.orc */
; Initialize the global variables.
sr = 44100
kr = 4410
ksmps = 10
nchnls = 1

; Instrument #1.
instr 1
; Returns the arctangent for 1/2.
i1 taninv2 1, 2

    print i1
endin
/* taninv2.orc */
```

```
/* taninv2.sco */
; Play Instrument #1 for one second.
i 1 0 1
e
/* taninv2.sco */
```

Its output should include a line like this:

```
instr 1: i1 = 0.464
```

See Also

taninv

Credits

Author: John fitch University of Bath/Codemist Ltd. Bath, UK April 1998

Example written by Kevin Conder.

New in Csound version 3.48

Corrected on May 2002, thanks to Istvan Varga.

19.673. tbvcf

tbvcf – Models some of the filter characteristics of a Roland TB303 voltage-controlled filter.

Description

This opcode attempts to model some of the filter characteristics of a Roland TB303 voltage-controlled filter. Euler's method is used to approximate the system, rather than traditional filter methods. Cutoff frequency, Q, and distortion are all coupled. Empirical methods were used to try to unentwine, but frequency is only approximate as a result. Future fixes for some problems with this opcode may break existing orchestras relying on this version of *tbvcf* .

Syntax

ar **tbvcf** asig, xfco, xres, kdist, kasym

Performance

asig – input signal. Should be normalized to ± 1 .

xfco – filter cutoff frequency. Optimum range is 10,000 to 1500. Values below 1000 may cause problems.

xres – resonance or Q. Typically in the range 0 to 2.

kdist – amount of distortion. Typical value is 2. Changing *kdist* significantly from 2 may cause odd interaction with *xfco* and *xres* .

kasym – asymmetry of resonance. Typically in the range 0 to 1.

Examples

Here is an example of the *tbvcf* opcode. It uses the files *tbvcf.orc* and *tbvcf.sco* .

Example 1. Example of the *tbvcf* opcode.

```

/* tbvcf.orc */
;-----
; TBVCF Test
; Coded by Hans Mikelson December, 2000
;-----
sr = 44100 ; Sample rate
kr = 4410 ; Kontrol rate
ksmps = 10 ; Samples/Kontrol period
nchnls = 2 ; Normal stereo
zakinit 50, 50

instr 10

idur = p3 ; Duration
iamp = p4 ; Amplitude
ifqc = cpspch(p5) ; Pitch to frequency
ipanl = sqrt(p6) ; Pan left
ipanr = sqrt(1-p6) ; Pan right
iq = p7
idist = p8
iasym = p9

kdclck linseg 0, .002, 1, idur-.004, 1, .002, 0 ; Declick envelope

kfco expseg 10000, idur, 1000 ; Frequency envelope

ax vco 1, ifqc, 2, 1 ; Square wave
ay tbvcf ax, kfco, iq, idist, iasym ; TB-VCF
ay buthp ay/1, 100 ; Hi-pass

outs ay*iamp*ipanl*kdclck, ay*iamp*ipanr*kdclck
endin
/* tbvcf.orc */

```

```

/* tbvcf.sco */
f1 0 65536 10 1

; TeeBee Test
; Sta Dur Amp Pitch Pan Q Dist1 Asym
i10 0 0.2 32767 7.00 .5 0.0 2.0 0.0
i10 0.3 0.2 32767 7.00 .5 0.8 2.0 0.0
i10 0.6 0.2 32767 7.00 .5 1.6 2.0 0.0
i10 0.9 0.2 32767 7.00 .5 2.4 2.0 0.0
i10 1.2 0.2 32767 7.00 .5 3.2 2.0 0.0
i10 1.5 0.2 32767 7.00 .5 4.0 2.0 0.0
i10 1.8 0.2 32767 7.00 .5 0.0 2.0 0.25
i10 2.1 0.2 32767 7.00 .5 0.8 2.0 0.25
i10 2.4 0.2 32767 7.00 .5 1.6 2.0 0.25
i10 2.7 0.2 32767 7.00 .5 2.4 2.0 0.25
i10 3.0 0.2 32767 7.00 .5 3.2 2.0 0.25
i10 3.3 0.2 32767 7.00 .5 4.0 2.0 0.25
i10 3.6 0.2 32767 7.00 .5 0.0 2.0 0.5
i10 3.9 0.2 32767 7.00 .5 0.8 2.0 0.5
i10 4.2 0.2 32767 7.00 .5 1.6 2.0 0.5
i10 4.5 0.2 32767 7.00 .5 2.4 2.0 0.5
i10 4.8 0.2 32767 7.00 .5 3.2 2.0 0.5
i10 5.1 0.2 32767 7.00 .5 4.0 2.0 0.5
i10 5.4 0.2 32767 7.00 .5 0.0 2.0 0.75
i10 5.7 0.2 32767 7.00 .5 0.8 2.0 0.75
i10 6.0 0.2 32767 7.00 .5 1.6 2.0 0.75
i10 6.3 0.2 32767 7.00 .5 2.4 2.0 0.75
i10 6.6 0.2 32767 7.00 .5 3.2 2.0 0.75
i10 6.9 0.2 32767 7.00 .5 4.0 2.0 0.75
i10 7.2 0.2 32767 7.00 .5 0.0 2.0 1.0
i10 7.5 0.2 32767 7.00 .5 0.8 2.0 1.0
i10 7.8 0.2 32767 7.00 .5 1.6 2.0 1.0
i10 8.1 0.2 32767 7.00 .5 2.4 2.0 1.0
i10 8.4 0.2 32767 7.00 .5 3.2 2.0 1.0
i10 8.7 0.2 32767 7.00 .5 4.0 2.0 1.0
e
/* tbvcf.sco */

```

Credits

Author: Hans Mikelson December, 2000 – January, 2001

New in Csound 4.10

19.674. **tempest**

tempest – Estimate the tempo of beat patterns in a control signal.

Description

Estimate the tempo of beat patterns in a control signal.

Syntax

`ktemp tempest kin, iprd, imindur, imemdur, ihp, ithresh, ihtim, ixfdbak, istartempo, ifn [, idisprd] [, itweek]`

Initialization

iprd – period between analyses (in seconds). Typically about .02 seconds.

imindur – minimum duration (in seconds) to serve as a unit of tempo. Typically about .2 seconds.

imemdur – duration (in seconds) of the *kin* short-term memory buffer which will be scanned for periodic patterns. Typically about 3 seconds.

ihp – half-power point (in Hz) of a low-pass filter used to smooth input *kin* prior to other processing. This will tend to suppress activity that moves much faster. Typically 2 Hz.

ithresh – loudness threshold by which the low-passed *kin* is center-clipped before being placed in the short-term buffer as tempo-relevant data. Typically at the noise floor of the incoming data.

ihtim – half-time (in seconds) of an internal forward-masking filter that masks new *kin* data in the presence of recent, louder data. Typically about .005 seconds.

ixfdbak – proportion of this unit's *anticipated value* to be mixed with the incoming *kin* prior to all processing. Typically about .3.

istartempo – initial tempo (in beats per minute). Typically 60.

ifn – table number of a stored function (drawn left-to-right) by which the short-term memory data is attenuated over time.

idisprd (optional) – if non-zero, display the short-term past and future buffers every *idisprd* seconds (normally a multiple of *iprd*). The default value is 0 (no display).

itweek (optional) – fine-tune adjust this unit so that it is stable when analyzing events controlled by its own output. The default value is 1 (no change).

Performance

tempest examines *kin* for amplitude periodicity, and estimates a current tempo. The input is first low-pass filtered, then center-clipped, and the residue placed in a short-term memory buffer (attenuated over time) where it is analyzed for periodicity using a form of autocorrelation. The period, expressed as a *tempo* in beats per minute, is output as *ktemp* . The period is also used internally to make predictions about future amplitude patterns, and these are placed in a buffer adjacent to that of the input. The two adjacent buffers can be periodically displayed, and the predicted values optionally mixed with the incoming signal to simulate expectation.

This unit is useful for sensing the metric implications of any k-signal (e.g.- the RMS of an audio signal, or the second derivative of a conducting gesture), before sending to a *tempo* statement.

Examples

Here is an example of the `tempo` opcode. It uses the files `tempest.orc`, `tempest.sco`, and `beats.wav`.

Example 1. Example of the `tempo` opcode.

```

/* tempest.orc */
; Initialize the global variables.
sr = 44100
kr = 4410
ksmps = 10
nchnls = 1

; Instrument #1.
instr 1
; Use the "beats.wav" sound file.
asig soundin "beats.wav"
; Extract the pitch and the envelope.
kcps, krms pitchamdf asig, 150, 500, 200

iprd = 0.01
imindur = 0.1
imemdur = 3
ihp = 1
ithresh = 30
ihtim = 0.005
ixfdbak = 0.05
istartempo = 110
ifn = 1

; Estimate its tempo.
k1 tempo krms, iprd, imindur, imemdur, ihp, ithresh, ihtim, ixfdbak, istartempo, ifn
printk2 k1

out asig
endin
/* tempest.orc */

/* tempest.sco */
; Table #1, a declining line.
f 1 0 128 16 1 128 1

; Play Instrument #1 for two seconds.
i 1 0 2
e
/* tempest.sco */

```

The tempo of the audio file “beats.wav” is 120 beats per minute. In this examples, `tempo` will print out its best guess as the audio file plays. Its output should include lines like this:

```

. i1 118.24654
. i1 121.72949

```

19.675. tempo

`tempo` – Apply tempo control to an uninterpreted score.

Description

Apply tempo control to an uninterpreted score.

Syntax

`tempo` ktempo, istartempo

Initialization

istartempo – initial tempo (in beats per minute). Typically 60.

Performance

ktempo – The tempo to which the score will be adjusted.

tempo allows the performance speed of Csound scored events to be controlled from within an orchestra. It operates only in the presence of the Csound *-t* flag. When that flag is set, scored events will be performed from their uninterpreted p2 and p3 (beat) parameters, initially at the given command-line tempo. When a *tempo* statement is activated in any instrument (*ktempo* 0.), the operating tempo will be adjusted to *ktempo* beats per minute. There may be any number of *tempo* statements in an orchestra, but coincident activation is best avoided.

Examples

Here is an example of the tempo opcode. Remember, it only works if you use the *-t* flag with Csound. The example uses the files *tempo.orc* and *tempo.sco*.

Example 1. Example of the tempo opcode.

```
/* tempo.orc */
; Initialize the global variables.
sr = 44100
kr = 4410
ksmps = 10
nchnls = 1

; Instrument #1.
instr 1
; If the fourth p-field is 1, increase the tempo.
if (p4 == 1) kgoto speedup
kgoto playit

speedup:
; Increase the tempo to 150 beats per minute.
tempo 150, 60

playit:
a1 oscil 10000, 440, 1
out a1
endin
/* tempo.orc */
```

```
/* tempo.sco */
; Table #1, a sine wave.
f 1 0 16384 10 1

; p4 = plays at a faster tempo (when p4=1).
; Play Instrument #1 at the normal tempo, repeat 3 times.
r3
i 1 00.00 00.10 0
i 1 00.25 00.10 0
i 1 00.50 00.10 0
i 1 00.75 00.10 0
s

; Play Instrument #1 at a faster tempo, repeat 3 times.
r3
i 1 00.00 00.10 1
i 1 00.25 00.10 1
i 1 00.50 00.10 1
i 1 00.75 00.10 1
s
e
/* tempo.sco */
```

See Also

tempoval

Credits

Example written by Kevin Conder.

19.676. *tempoval*

tempoval – Reads the current value of the tempo.

Description

Reads the current value of the tempo.

Syntax

`kr tempoval`

Performance

kr – the value of the tempo. If you use a positive value with the *-t command-line flag*, *tempoval* returns the percentage increase/decrease from the original tempo of 60 beats per minute. If you don't, its value will be 60 (for 60 beats per minute).

Examples

Here is an example of the *tempoval* opcode. Remember, it only works if you use the *-t* flag with *Csound*. It uses the files *tempoval.orc* and *tempoval.sco*.

Example 1. Example of the *tempoval* opcode.

```

/* tempoval.orc */
; Initialize the global variables.
sr = 44100
kr = 4410
ksmps = 10
nchnls = 1

; Instrument #1.
instr 1
; Adjust the tempo to 120 beats per minute.
tempo 120, 60

; Get the tempo value.
kval tempoval

printks "kval = %f\n", 0.1, kval
endin
/* tempoval.orc */

```

```

/* tempoval.sco */
; Play Instrument #1 for one second.
i 1 0 1
e
/* tempoval.sco */

```

19. Orchestra Opcodes and Operators

Since 120 beats per minute is a 50% increase over the original 60 beats per minute, its output should include lines like:

```
kv al = 0.500000
```

See Also

tempo

Credits

Example written by Kevin Conder.

New in version 4.15

December 2002. Thanks to Drake Wilson for pointing out unclear documentation.

19.677. **tigoto**

tigoto – Transfer control at i-time when a new note is being tied onto a previously held note

Description

Similar to *igoto* but effective only during an i-time pass at which a new note is being “tied” onto a previously held note. (See *i Statement*) It does not work when a tie has not taken place. Allows an instrument to skip initialization of units according to whether a proposed tie was in fact successful. (See also *tival* , *delay*).

Syntax

tigoto label

where *label* is in the same instrument block and is not an expression, and where *R* is one of the Relational operators (*<* , *=* , *<=* , *==* , *!=*) (and *=* for convenience, see also under *Conditional Values*).

See Also

cigoto , *goto* , *if* , *igoto* , *kgoto* , *timeout*

Credits

Added a note by Jim Aikin.

19.678. **timeinstk**

timeinstk – Read absolute time in k-rate cycles.

Description

Read absolute time, in k-rate cycles, since the start of an instance of an instrument.

Syntax

kr *timeinstk*

kr *timeinsts*

Performance

timeinstk is for time in k-rate cycles. So with:

```
sr
= 44100
kr
= 6300
ksmps
= 7
```

then after half a second, the *timek* opcode would report 3150. It will always report an integer.

timeinstk produces a k-rate variable for output. There are no input parameters.

timeinstk is similar to *timek* except it returns the time since the start of this instance of the instrument.

Examples

Here is an example of the *timeinstk* opcode. It uses the files *timeinstk.orc* and *timeinstk.sco*.

Example 1. Example of the *timeinstk* opcode.

```
/* timeinstk.orc */
; Initialize the global variables.
sr = 44100
kr = 4410
ksmps = 10
nchnls = 1

; Instrument #1.
instr 1
; Print out the value from timeinstk every half-second.
k1 timeinstk
printks "k1 = %f samples\n", 0.5, k1
endin
/* timeinstk.orc */
```

```
/* timeinstk.sco */
; Play Instrument #1 for two seconds.
i 1 0 2
e
/* timeinstk.sco */
```

Its output should include lines like this:

```
k1 = 1.000000 samples
k1 = 2205.000000 samples
k1 = 4410.000000 samples
k1 = 6615.000000 samples
k1 = 8820.000000 samples
```

See Also

timeinsts, *timek*, *times*

Credits

Author: Robin Whittle Australia May 1997

Example written by Kevin Conder.

19.679. timeinsts

timeinsts – Read absolute time in seconds.

Description

Read absolute time, in seconds, since the start of an instance of an instrument.

Syntax

kr timeinsts

Performance

Time in seconds is available with *timeinsts* . This would return 0.5 after half a second.

timeinsts produces a k-rate variable for output. There are no input parameters.

timeinsts is similar to *times* except it returns the time since the start of this instance of the instrument.

Examples

Here is an example of the timeinsts opcode. It uses the files *timeinsts.orc* and *timeinsts.sco* .

Example 1. Example of the timeinsts opcode.

```
/* timeinsts.orc */
; Initialize the global variables.
sr = 44100
kr = 4410
ksmps = 10
nchnls = 1

; Instrument #1.
instr 1
; Print out the value from timeinsts every half-second.
k1 timeinsts
printks "k1 = %f seconds\n", 0.5, k1
endin
/* timeinsts.orc */
```

```
/* timeinsts.sco */
; Play Instrument #1 for two seconds.
i 1 0 2
e
/* timeinsts.sco */
```

Its output should include lines like this:

```
k1 = 0.000227 seconds
k1 = 0.500000 seconds
k1 = 1.000000 seconds
k1 = 1.500000 seconds
k1 = 2.000000 seconds
```

See Also

timeinstk , *timek* , *times*

Credits

Author: Robin Whittle Australia May 1997

Example written by Kevin Conder.

19.680. *timek*

timek – Read absolute time in k-rate cycles.

Description

Read absolute time, in k-rate cycles, since the start of the performance.

Syntax

ir **timek**

kr **timek**

Performance

timek is for time in k-rate cycles. So with:

```

sr
  = 44100
kr
  = 6300
ksmps
  = 7

```

then after half a second, the *timek* opcode would report 3150. It will always report an integer.

timek can produce a k-rate variable for output. There are no input parameters.

timek can also operate only at the start of the instance of the instrument. It produces an i-rate variable (starting with *i* or *gi*) as its output.

Examples

Here is an example of the *timek* opcode. It uses the files *timek.orc* and *timek.sco* .

Example 1. Example of the *timek* opcode.

```

/* timek.orc */
; Initialize the global variables.
sr = 44100
kr = 4410
ksmps = 10
nchnls = 1

; Instrument #1.
instr 1
; Print out the value from timek every half-second.
k1 timek
printks "k1 = %f samples\n", 0.5, k1

```

19. Orchestra Opcodes and Operators

```
endin
/* timek.orc */

/* timek.sco */
; Play Instrument #1 for two seconds.
i 1 0 2
e
/* timek.sco */
```

Its output should include lines like this:

```
k1 = 1.000000 samples
k1 = 2205.000000 samples
k1 = 4410.000000 samples
k1 = 6615.000000 samples
k1 = 8820.000000 samples
```

See Also

timeinstk , *timensts* , *times*

Credits

Author: Robin Whittle Australia May 1997

Example written by Kevin Conder.

19.681. times

times – Read absolute time in seconds.

Description

Read absolute time, in seconds, since the start of the performance.

Syntax

ir **times**

kr **times**

Performance

Time in seconds is available with *times* . This would return 0.5 after half a second.

times can both produce a k-rate variable for output. There are no input parameters.

times can also operate at the start of the instance of the instrument. It produces an i-rate variable (starting with *i* or *gi*) as its output.

Examples

Here is an example of the *times* opcode. It uses the files *times.orc* and *times.sco* .

Example 1. Example of the times opcode.

```

/* times.orc */
; Initialize the global variables.
sr = 44100
kr = 4410
ksmps = 10
nchnls = 1

; Instrument #1.
instr 1
; Print out the value from times every half-second.
k1 times
printks "k1 = %f seconds\n", 0.5, k1
endin
/* times.orc */

```

```

/* times.sco */
; Play Instrument #1 for two seconds.
i 1 0 2
e
/* times.sco */

```

Its output should include lines like this:

```

k1 = 0.000227 seconds
k1 = 0.500000 seconds
k1 = 1.000000 seconds
k1 = 1.500000 seconds
k1 = 2.000000 seconds

```

See Also

timeinstk , *timeinsts* , *timek*

Credits

Author: Robin Whittle Australia May 1997

Example written by Kevin Conder.

19.682. *timeout*

timeout – Conditional branch during p-time depending on elapsed note time.

Description

Conditional branch during p-time depending on elapsed note time. *istrt* and *idur* specify time in seconds. The branch to *label* will become effective at time *istrt* , and will remain so for just *idur* seconds. Note that *timeout* can be reinitialized for multiple activation within a single note (see example under *reinit*).

Syntax

timeout istr, idur, label

where *label* is in the same instrument block and is not an expression, and where *R* is one of the Relational operators (*<* , *=* , *<=* , *==* , *!=*) (and *=* for convenience, see also under *Conditional Values*).

See Also

goto , *if* , *igoto* , *kgoto* , *tigoto*

Credits

Added a note by Jim Aikin.

19.683. tival

tival – Puts the value of the instrument’s internal “tie-in” flag into the named i-rate variable.

Syntax

ir *tival*

Description

Puts the value of the instrument’s internal “tie-in” flag into the named i-rate variable.

Initialization

Puts the value of the instrument’s internal “tie-in” flag into the named i-rate variable. Assigns 1 if this note has been “tied” onto a previously held note (see *i statement*); assigns 0 if no tie actually took place. (See also *tigoto* .)

See Also

= , *divz* , *init*

19.684. tlineto

tlineto – Generate glissandos starting from a control signal.

Description

Generate glissandos starting from a control signal with a trigger.

Syntax

kr *tlineto* *ksig*, *ktime*, *ktrig*

Performance

kr – Output signal.

ksig – Input signal.

ktime – Time length of glissando in seconds.

ktrig – Trigger signal.

tlineto is similar to *lineto* but can be applied to any kind of signal (not only stepped signals) without producing discontinuities. Last value of each segment is sampled and held from input signal each time *ktrig* value is set to a nonzero value. Normally *ktrig* signal consists of a sequence of zeroes (see *trigger opcode*).

The effect of glissando is quite different from *port* . Since in these cases, the lines are straight. Also the context of useage is different.

See Also

lineto

Credits

Author: Gabriel Maldonado

New in Version 4.13

19.685. tone

tone – A first-order recursive low-pass with variable frequency response.

Description

A first-order recursive low-pass with variable frequency response.

Tone is a 1 term IIR filter. Its formula is:

$$y_n = c_1 * x_n + c_2 * y_{n-1}$$

where

- $b = 2 - \cos(2 * \pi * hp / sr)$;
- $c_2 = b - \sqrt{b^2 - 1.0}$
- $c_1 = 1 - c_2$

Syntax

ar **tone** asig, khp [, iskip]

Initialization

iskip (optional, default=0) – initial disposition of internal data space. Since filtering incorporates a feedback loop of previous output, the initial status of the storage space used is significant. A zero value will clear the space; a non-zero value will allow previous information to remain. The default value is 0.

Performance

ar – the output audio signal.

asig – the input audio signal.

khp – the response curve's half-power point, in Hertz. Half power is defined as peak power / root 2.

tone implements a first-order recursive low-pass filter in which the variable *khp* (in Hz) determines the response curve's half-power point. Half power is defined as peak power / root 2.

See Also

areson , *aresonk* , *atone* , *atonek* , *port* , *portk* , *reson* , *resonk* , *tonek*

19.686. tonek

tonek – A first-order recursive low-pass filter with variable frequency response.

Description

A first-order recursive low-pass filter with variable frequency response.

Syntax

kr **tonek** ksig, khp [, iskip]

Initialization

iskip (optional, default=0) – initial disposition of internal data space. Since filtering incorporates a feedback loop of previous output, the initial status of the storage space used is significant. A zero value will clear the space; a non-zero value will allow previous information to remain. The default value is 0.

Performance

kr – the output signal at control-rate.

ksig – the input signal at control-rate.

khp – the response curve's half-power point, in Hertz. Half power is defined as peak power / root 2.

tonek is like *tone* except its output is at control-rate rather than audio rate.

See Also

areson , *aresonk* , *atone* , *atonek* , *port* , *portk* , *reson* , *resonk* , *tone*

19.687. **tonex**

tonex – Emulates a stack of filters using the *tone* opcode.

Description

tonex is equivalent to a filter consisting of more layers of *tone* with the same arguments, serially connected. Using a stack of a larger number of filters allows a sharper cutoff. They are faster than using a larger number instances in a Csound orchestra of the old opcodes, because only one initialization and k- cycle are needed at time and the audio loop falls entirely inside the cache memory of processor.

Syntax

```
ar tonex asig, khp [, inumlayer] [, iskip]
```

Initialization

inumlayer (optional) – number of elements in the filter stack. Default value is 4.

iskip (optional, default=0) – initial disposition of internal data space. Since filtering incorporates a feedback loop of previous output, the initial status of the storage space used is significant. A zero value will clear the space; a non-zero value will allow previous information to remain. The default value is 0.

Performance

asig – input signal

khp – the response curve's half-power point. Half power is defined as peak power / root 2.

See Also

atonex , *resonx*

Credits

Author: Gabriel Maldonado (adapted by John fitch) Italy

New in Csound version 3.49

19.688. **transeg**

transeg – Constructs a user-definable envelope.

Description

Constructs a user-definable envelope.

Syntax

ar **transeg** ia, idur, itype, ib [, idur2] [, itype] [, ic] ...

kr **transeg** ia, idur, itype, ib [, idur2] [, itype] [, ic] ...

Initialization

ia – starting value.

ib, *ic*, etc. – value after *idur* seconds.

idur, *idur2*, etc. – duration in seconds of segment

itype, *itype2*, etc. – if 0, a straight line is produced. If non-zero, then *transeg* creates the following curve, for *n* steps:

$$\text{ibeg} + (\text{ivalue} - \text{ibeg}) * (1 - \exp(-i * \text{itype} / (n-1))) / (1 - \exp(\text{itype}))$$

Performance

If *itype* > 0, there is a slowly rising, fast decaying (convex) curve, while if *itype* < 0, the curve is fast rising, slowly decaying (concave). See also *GEN16* .

Credits

Author: John fitch University of Bath, Codemist. Ltd. Bath, UK October 2000

New in Csound version 4.09

Thanks goes to Matt Gerassimoff for pointing out the correct command syntax.

19.689. trigger

trigger – Informs when a krate signal crosses a threshold.

Description

Informs when a krate signal crosses a threshold.

Syntax

kout **trigger** ksig, kthreshold, kmode

Performance

ksig – input signal

kthreshold – trigger threshold

kmode – can be 0 , 1 or 2

Normally *trigger* outputs zeroes: only each time *ksig* crosses *kthreshold* *trigger* outputs a 1. There are three modes of using *ktrig* :

- $kmode = 0$ - (down-up) *ktrig* outputs a 1 when current value of *ksig* is higher than *kthreshold*, while old value of *ksig* was equal to or lower than *kthreshold* .
- $kmode = 1$ - (up-down) *ktrig* outputs a 1 when current value of *ksig* is lower than *kthreshold* while old value of *ksig* was equal or higher than *kthreshold* .
- $kmode = 2$ - (both) *ktrig* outputs a 1 in both the two previous cases.

Examples

Here is an example of the trigger opcode. It uses the files *trigger.orc* and *trigger.sco* .

Example 1. Example of the trigger opcode.

```
/* trigger.orc */
; Initialize the global variables.
sr = 44100
kr = 4410
ksmps = 10
nchnls = 1

; Instrument #1.
instr 1
; Use a square-wave low frequency oscillator as the trigger.
klf lfo 1, 10, 3
ktr trigger klf, 1, 2

; When the value of the trigger isn't equal to 0, print it out.
if (ktr==0) goto contin
; Print the value of the trigger and the time it occurred.
ktm times
printks "time = %f seconds, trigger = %f\n", 0, ktm, ktr

contin:
; Continue with processing.
endin
/* trigger.orc */

/* trigger.sco */
; Play Instrument #1 for one second.
i 1 0 1
e
/* trigger.sco */
```

Its output should include lines like this:

```
time = 0.050340 seconds, trigger = 1.000000
time = 0.150340 seconds, trigger = 1.000000
time = 0.250340 seconds, trigger = 1.000000
time = 0.350340 seconds, trigger = 1.000000
time = 0.450340 seconds, trigger = 1.000000
time = 0.550340 seconds, trigger = 1.000000
time = 0.650340 seconds, trigger = 1.000000
time = 0.750340 seconds, trigger = 1.000000
time = 0.850340 seconds, trigger = 1.000000
time = 0.950340 seconds, trigger = 1.000000
```

Credits

Author: Gabriel Maldonado Italy

Example written by Kevin Conder.

New in Csound version 3.49

19.690. trigseq

trigseq – Accepts a trigger signal as input and outputs a group of values.

Description

Accepts a trigger signal as input and outputs a group of values.

Syntax

trigseq *ktrig_in*, *kstart*, *kloop*, *kinitndx*, *kfn_values*, *kout1* [, *kout2*] [...]

Performance

ktrig_in – input trigger signal

kstart – start index of looped section

kloop – end index of looped section

kinitndx – initial index

Note

Although *kinitndx* is listed as k-rate, it is in fact accessed only at init-time. So if you are using a k-rate argument

kfn_values – number of a table containing a sequence of groups of values

kout1 – output values

kout2, ... (optional) – more output values

This opcode handles timed-sequences of groups of values stored into a table.

trigseq accepts a trigger signal (*ktrig_in*) as input and outputs group of values (contained in the *kfn_values* table) each time *ktrig_in* assumes a non-zero value. Each time a group of values is triggered, table pointer is advanced of a number of positions corresponding to the number of group-elements, in order to point to the next group of values. The number of elements of groups is determined by the number of *koutX* arguments.

It is possible to start the sequence from a value different than the first, by assigning to *initndx* an index different than zero (which corresponds to the first value of the table). Normally the sequence is looped, and the start and end of loop can be adjusted by modifying *kstart* and *kloop* arguments. User must be sure that values of these arguments (as well as *kinitndx*) correspond to valid table numbers, otherwise Csound will crash because no range-checking is implemented.

It is possible to disable loop (one-shot mode) by assigning the same value both to *kstart* and *kloop* arguments. In this case, the last read element will be the one corresponding to the value of such arguments. Table can be read backward by assigning a negative *kloop* value.

trigseq is designed to be used together with *seqtime* or *trigger* opcodes.

See Also

seqtime, *trigger*

Credits

Author: Gabriel Maldonado

November 2002. Added a note about the *kinitndx* parameter, thanks to Rasmus Ekman.

January 2003. Thanks to a note from Oeyvind Brandtsegg, I corrected the credits.

New in version 4.06

19.691. trirand

trirand – Linear distribution random number generator.

Description

Linear distribution random number generator. This is an x-class noise generator.

Syntax

ar **trirand** krange

ir **trirand** krange

kr **trirand** krange

Performance

krange – the range of the random numbers (*-krange* to *+krange*).

For more detailed explanation of these distributions, see:

1. C. Dodge - T.A. Jerse 1985. Computer music. Schirmer books. pp.265 - 286
2. D. Lorrain. A panoply of stochastic cannons. In C. Roads, ed. 1989. Music machine . Cambridge, Massachusetts: MIT press, pp. 351 - 379.

Examples

Here is an example of the trirand opcode. It uses the files *trirand.orc* and *trirand.sco* .

Example 1. Example of the trirand opcode.

```
/* trirand.orc */
; Initialize the global variables.
sr = 44100
kr = 4410
ksmps = 10
nchnls = 1

; Instrument #1.
instr 1
  ; Generate a random number between -1 and 1.
  ; krange = 1

  i1 trirand 1

  print i1
endin
/* trirand.orc */
```

```
/* trirand.sco */
; Play Instrument #1 for one second.
i 1 0 1
e
/* trirand.sco */
```

Its output should include lines like this:

```
instr 1: i1 = 7506.261
```

See Also

betarand , *bexprnd* , *cauchy* , *exprand* , *gauss* , *linrand* , *pcauchy* , *poisson* , *unirand* , *weibull*

Credits

Author: Paris Smaragdis MIT, Cambridge 1995

Example written by Kevin Conder.

19.692. **turnoff**

turnoff – Enables an instrument to turn itself off.

Description

Enables an instrument to turn itself off.

Syntax

turnoff

Performance

turnoff – this p-time statement enables an instrument to turn itself off. Whether of finite duration or “held”, the note currently being performed by this instrument is immediately removed from the active note list. No other notes are affected.

Examples

The following example uses the *turnoff* opcode. It will cause a note to terminate when a control signal passes a certain threshold (here the Nyquist frequency). It uses the files *turnoff.orc* and *turnoff.sco* .

Example 1. Example of the *turnoff* opcode.

```
/* turnoff.orc */
; Initialize the global variables.
sr = 44100
kr = 4410
ksmps = 10
nchnls = 1

; Instrument #1.
instr 1
  k1 expon 440, p3/10,880      ; begin gliss and continue
  if k1 < sr/2 kgoto contin    ; until Nyquist detected
  turnoff ; then quit

contin:
  a1 oscil 10000, k1, 1
  out a1
endin
/* turnoff.orc */
```

```
/* turnoff.sco */
; Table #1: an ordinary sine wave.
f 1 0 32768 10 1
```

```
; Play Instrument #1 for 4 seconds.
i 1 0 4
e
/* turnoff.sco */
```

See Also

ihold

19.693. *turnon*

turnon – Activate an instrument for an indefinite time.

Description

Activate an instrument for an indefinite time.

Syntax

turnon *insnum* [, *itime*]

Initialization

insnum – instrument number to be activated

itime (optional, default=0) – delay, in seconds, after which instrument *insnum* will be activated. Default is 0.

Performance

turnon activates instrument *insnum* after a delay of *itime* seconds, or immediately if *itime* is not specified. Instrument is active until explicitly turned off. (See *turnoff* .)

19.694. *#undef*

#undef – Un-defines a macro.

Description

Macros are textual replacements which are made in the orchestra as it is being read. The macro system in Csound is a very simple one, and uses the characters *#* and *\$* to define and call macros. This can save typing, and can lead to a coherent structure and consistent style. This is similar to, but independent of, the *macro system in the score language* .

#undef NAME – undefines a macro name. If a macro is no longer required, it can be undefined with *#undef NAME* .

Syntax

`#undef NAME`

Initialization

replacement text # – The replacement text is any character string (not containing a #) and can extend over multiple lines. The replacement text is enclosed within the # characters, which ensure that additional characters are not inadvertently captured.

Performance

Some care is needed with textual replacement macros, as they can sometimes do strange things. They take no notice of any meaning, so spaces are significant. This is why, unlike the C programming language, the definition has the replacement text surrounded by # characters. Used carefully, this simple macro system is a powerful concept, but it can be abused.

See Also

#define , *\$NAME*

Credits

Author: John fitch University of Bath/Codemist Ltd. Bath, UK April 1998
New in Csound version 3.48

19.695. unrand

unrand – Uniform distribution random number generator (positive values only).

Description

Uniform distribution random number generator (positive values only). This is an x-class noise generator.

Syntax

ar **unrand** *krange*

ir **unrand** *krange*

kr **unrand** *krange*

Performance

krange – the range of the random numbers (0 - *krange*).

For more detailed explanation of these distributions, see:

1. C. Dodge - T.A. Jerse 1985. Computer music. Schirmer books. pp.265 - 286

2. D. Lorrain. A panoply of stochastic cannons. In C. Roads, ed. 1989. Music machine . Cambridge, Massachusetts: MIT press, pp. 351 - 379.

Examples

Here is an example of the unrand opcode. It uses the files *unirand.orc* and *unirand.sco* .

Example 1. Example of the unrand opcode.

```
/* unirand.orc */
; Initialize the global variables.
sr = 44100
kr = 4410
ksmps = 10
nchnls = 1

; Instrument #1.
instr 1
; Generate a random number between 0 and 1.
; krange = 1

i1 unrand 1

print i1
endin
/* unirand.orc */
```

```
/* unirand.sco */
; Play Instrument #1 for one second.
i 1 0 1
e
/* unirand.sco */
```

Its output should include lines like this:

```
instr 1: i1 = 0.840
```

See Also

betarand , *bexprnd* , *cauchy* , *exprand* , *gauss* , *linrand* , *pcauchy* , *poisson* , *trirand* , *weibull*

Credits

Author: Paris Smaragdis MIT, Cambridge 1995

Example written by Kevin Conder.

19.696. upsamp

upsamp – Modify a signal by up-sampling.

Description

Modify a signal by up-sampling.

Syntax

ar **upsamp** ksig

Performance

upsamp converts a control signal to an audio signal. It does it by simple repetition of the *kval*. *upsamp* is a slightly more efficient form of the assignment, *asig = ksig* .

Examples

```
asrc  buzz
      10000,440,20, 1      ; band-limited pulse train
adif  diff
      asrc                ; emphasize the highs
anew  balance
      adif, asrc          ; but retain the power
agate reson
      asrc,0,440          ; use a lowpass of the original
asamp samphold
      anew, agate         ; to gate the new audiosig
aout  tone
      asamp,100           ; smooth out the rough edges
```

See Also

diff , *downsamp* , *integ* , *interp* , *samphold*

19.697. urd

urd – A discrete user-defined-distribution random generator that can be used as a function.

Description

A discrete user-defined-distribution random generator that can be used as a function.

Syntax

aout = **urd** (*ktableNum*)

iout = **urd** (*itableNum*)

kout = **urd** (*ktableNum*)

Initialization

itableNum – number of table containing the random-distribution function. Such table is generated by the user. See GEN40, GEN41, and GEN42. The table length does not need to be a power of 2

Performance

ktableNum – number of table containing the random-distribution function. Such table is generated by the user. See GEN40, GEN41, and GEN42. The table length does not need to be a power of 2

urd is the same opcode as *duserrnd* , but can be used in function fashion.

For a tutorial about random distribution histograms and functions see:

- D. Lorrain. “A panoply of stochastic cannons”. In C. Roads, ed. 1989. Music machine. Cambridge, Massachusetts: MIT press, pp. 351 - 379.

See Also

cuserrnd , *duserrnd*

Credits

Author: Gabriel Maldonado

New in Version 4.16

19.698. *valpass*

valpass – Variably reverberates an input signal with a flat frequency response.

Description

Variably reverberates an input signal with a flat frequency response.

Syntax

ar **valpass** asig, *krvt*, *xlpt*, *imaxlpt* [, *iskip*] [, *insmps*]

Initialization

imaxlpt – maximum loop time for *klpt*

iskip (optional, default=0) – initial disposition of delay-loop data space (cf. *reson*). The default value is 0.

insmps (optional, default=0) – delay amount, as a number of samples.

Performance

krvt – the reverberation time (defined as the time in seconds for a signal to decay to 1/1000, or 60dB down from its original amplitude).

xlpt – variable loop time in seconds, same as *ilpt* in *comb* . Loop time can be as large as *imaxlpt* .

This filter reiterates input with an echo density determined by loop time *ilpt* . The attenuation rate is independent and is determined by *krvt* , the reverberation time (defined as the time in seconds for a signal to decay to 1/1000, or 60dB down from its original amplitude). Its output will begin to appear immediately.

See Also

alpass , *comb* , *reverb* , *vcomb*

Credits

Author: William “Pete” Moss University of Texas at Austin Austin, Texas USA January 2002

19.699. vbap16

vbap16 – Distributes an audio signal among 16 channels.

Description

Distributes an audio signal among 16 channels.

Syntax

ar1, ..., ar16 **vbap16** asig, iazim [, ielev] [, ispread]

Initialization

iazim – azimuth angle of the virtual source

ielev (optional) – elevation angle of the virtual source

ispread (optional) – spreading of the virtual source (range 0 - 100). If value is zero, conventional amplitude panning is used. When *ispread* is increased, the number of loudspeakers used in panning increases. If value is 100, the sound is applied to all loudspeakers.

Performance

asig – audio signal to be panned

vbap16 takes an input signal, *asig*, and distribute it among 16 outputs, according to the controls *iazim* and *ielev*, and the configured loudspeaker placement. If *idim* = 2, *ielev* is set to zero. The distribution is performed using Vector Base Amplitude Panning (VBAP - See reference). VBAP distributes the signal using loudspeaker data configured with *vbaplsinit*. The signal is applied to, at most, two loudspeakers in 2-D loudspeaker configurations, and three loudspeakers in 3-D loudspeaker configurations. If the virtual source is panned outside the region spanned by loudspeakers, the nearest loudspeakers are used in panning.

Examples

Example 1. 2-D panning example with stationary virtual sources

```

sr
=          4100
kr
=          441
ksmps
=          100
nchnls
=          4
vbaplsinit
    2, 6, 0, 45, 90, 135, 200, 245, 290, 315

    instr
1
asig      oscil
          20000, 440, 1
a1,a2,a3,a4,a5,a6,a7,a8  vbap8
asig, p4, 0, 20 ;p4 = azimuth

;render twice with alternate outq
statements
; to obtain two 4 channel .wav files:

    outq

```

```

    a1, a2, a3, a4
;   outq
    a5, a6, a7, a8
    endin

```

Reference

Ville Pulkki: “Virtual Sound Source Positioning Using Vector Base Amplitude Panning” *Journal of the Audio Engineering Society*, 1997 June, Vol. 45/6, p. 456.

See Also

vbap16move, *vbap4*, *vbap4move*, *vbap8*, *vbap8move*, *vbaplsinit*, *vbapz*, *vbapzmove*

Credits

Author: Ville Pulkki – Sibelius Academy Computer Music Studio – Laboratory of Acoustics and Audio Signal Processing
 New in Csound Version 4.07

19.700. vbap16move

vbap16move – Distribute an audio signal among 16 channels with moving virtual sources.

Description

Distribute an audio signal among 16 channels with moving virtual sources.

Syntax

ar1, ..., ar16 **vbap16move** asig, ispread, ifldnum, ifld1 [, ifld2] [...]

Initialization

ispread – spreading of the virtual source (range 0 - 100). If value is zero, conventional amplitude panning is used. When *ispread* is increased, the number of loudspeakers used in panning increases. If value is 100, the sound is applied to all loudspeakers.

ifldnum – number of fields (absolute value must be 2 or larger). If *ifldnum* is positive, the virtual source movement is a polyline specified by given directions. Each transition is performed in an equal time interval. If *ifldnum* is negative, specified angular velocities are applied to the virtual source during specified relative time intervals (see below).

ifld1, *ifld2*, ... – azimuth angles or angular velocities, and relative durations of movement phases.

Performance

asig – audio signal to be panned

vbap16move allows the use of moving virtual sources. If *ifldnum* is positive, the fields represent directions of virtual sources and equal times, *iazi1* [, *iele1*], *iazi2* [, *iele2*], etc. The position of

the virtual source is interpolated between directions starting from the first direction and ending at the last. Each interval is interpolated in time that is $\text{fraction total_time} / \text{number_of_intervals}$ of the duration of the sound event.

If *ifldnum* is negative, the fields represent angular velocities and equal times. The first field is, however, the starting direction, *iazi1* , [*iele1* ,] *iazi_vel1* , [*iele_vel1* ,] *iazi_vel2* , [*iele_vel2* ,] Each velocity is applied to the note that is $\text{fraction total_time} / \text{number_of_velocities}$ of the duration of the sound event. If the elevation of the virtual source becomes greater than 90 degrees or less than 0 degrees, the polarity of angular velocity is changed. Thus the elevational angular velocity produces a virtual source that moves up and down between 0 and 90 degrees.

Examples

Example 1. 2-D panning example with stationary virtual sources

```
sr
=
    4100
kr
=
    441
ksmps
=
    100
nchnls
=
    4
vbaplsinit
    2, 6, 0, 45, 90, 135, 200, 245, 290, 315

    instr
1
  asig  oscil
        20000, 440, 1
  a1,a2,a3,a4,a5,a6,a7,a8  vbap8
  asig, p4, 0, 20 ;p4 = azimuth

;render twice with alternate outq
statements
; to obtain two 4 channel .wav files:

    outq
    a1,a2,a3,a4
;
    outq
    a5,a6,a7,a8
  endin
```

Reference

Ville Pulkki: “Virtual Sound Source Positioning Using Vector Base Amplitude Panning” *Journal of the Audio Engineering Society* , 1997 June, Vol. 45/6, p. 456.

See Also

vbap16 , *vbap4* , *vbap4move* , *vbap8* , *vbap8move* , *vbaplsinit* , *vbapz* , *vbapzmove*

Credits

Author: Ville Pulkki Sibelius Academy Computer Music Studio Laboratory of Acoustics and Audio Signal Processing
New in Csound Version 4.07

19.701. vbap4

vbap4 – Distributes an audio signal among 4 channels.

Description

Distributes an audio signal among 4 channels.

Syntax

ar1, ar2, ar3, ar4 **vbap4** asig, iazim [, ielev] [, ispread]

Initialization

iazim – azimuth angle of the virtual source

ielev (optional) – elevation angle of the virtual source

ispread (optional) – spreading of the virtual source (range 0 - 100). If value is zero, conventional amplitude panning is used. When *ispread* is increased, the number of loudspeakers used in panning increases. If value is 100, the sound is applied to all loudspeakers.

Performance

asig – audio signal to be panned

vbap4 takes an input signal, *asig* and distributes it among 4 outputs, according to the controls *iazim* and *ielev*, and the configured loudspeaker placement. If *idim* = 2, *ielev* is set to zero. The distribution is performed using Vector Base Amplitude Panning (VBAP - See reference). VBAP distributes the signal using loudspeaker data configured with *vbaplsinit*. The signal is applied to, at most, two loudspeakers in 2-D loudspeaker configurations, and three loudspeakers in 3-D loudspeaker configurations. If the virtual source is panned outside the region spanned by loudspeakers, the nearest loudspeakers are used in panning.

Examples

Example 1. 2-D panning example with stationary virtual sources

```

sr
  =          4100
kr
  =          441
ksmps
  =          100
nchnls
  =           4
vbaplsinit
  2, 6, 0, 45, 90, 135, 200, 245, 290, 315

instr
1
  asig      oscil
            20000, 440, 1
  a1,a2,a3,a4,a5,a6,a7,a8  vbap8
  asig, p4, 0, 20 ;p4 = azimuth

;render twice with alternate outq
statements
; to obtain two 4 channel .wav files:

      outq
      a1,a2,a3,a4
;      outq
      a5,a6,a7,a8
      endin

```

Reference

Ville Pulkki: "Virtual Sound Source Positioning Using Vector Base Amplitude Panning" *Journal of the Audio Engineering Society* , 1997 June, Vol. 45/6, p. 456.

See Also

vbap16 , *vbap16move* , *vbap4move* , *vbap8* , *vbap8move* , *vbaplsinit* , *vbapz* , *vbapzmove*

Credits

Author: Ville Pulkki Sibelius Academy Computer Music Studio Laboratory of Acoustics and Audio Signal Processing
New in Csound Version 4.07

19.702. vbap4move

vbap4move – Distributes an audio signal among 4 channels with moving virtual sources.

Description

Distributes an audio signal among 4 channels with moving virtual sources.

Syntax

ar1, *ar2*, *ar3*, *ar4* **vbap4move** *asig*, *ispread*, *ifldnum*, *ifld1* [, *ifld2*] [...]

Initialization

ispread – spreading of the virtual source (range 0 - 100). If value is zero, conventional amplitude panning is used. When *ispread* is increased, the number of loudspeakers used in panning increases. If value is 100, the sound is applied to all loudspeakers.

ifldnum – number of fields (absolute value must be 2 or larger). If *ifldnum* is positive, the virtual source movement is a polyline specified by given directions. Each transition is performed in an equal time interval. If *ifldnum* is negative, specified angular velocities are applied to the virtual source during specified relative time intervals (see below).

ifld1, *ifld2*, ... – azimuth angles or angular velocities, and relative durations of movement phases (see below).

Performance

asig – audio signal to be panned

vbap4move allows the use of moving virtual sources. If *ifldnum* is positive, the fields represent directions of virtual sources and equal times, *iazi1* , [*iele1* ,] *iazi2* , [*iele2* ,], etc. The position of the virtual source is interpolated between directions starting from the first direction and ending at the last. Each interval is interpolated in time that is fraction $\text{total_time} / \text{number_of_intervals}$ of the duration of the sound event.

If *ifldnum* is negative, the fields represent angular velocities and equal times. The first field is, however, the starting direction, *iazi1* , [*iele1* ,] *iazi_vel1* , [*iele_vel1* ,] *iazi_vel2* , [*iele_vel2* ,] Each velocity is applied to the note that is fraction *total_time* / *number_of_velocities* of the duration of the sound event. If the elevation of the virtual source becomes greater than 90 degrees or less than 0 degrees, the polarity of angular velocity is changed. Thus the elevational angular velocity produces a virtual source that moves up and down between 0 and 90 degrees.

Examples

Example 1. 2-D panning example with stationary virtual sources

```

sr
    =          4100
kr
    =          441
ksmps
    =          100
nchnls
    =          4
vbaplsinit
    2, 6, 0, 45, 90, 135, 200, 245, 290, 315

    instr
1
  asig      oscil
            20000, 440, 1
  a1,a2,a3,a4,a5,a6,a7,a8    vbap8
  asig, p4, 0, 20 ;p4 = azimuth

;render twice with alternate outq
statements
; to obtain two 4 channel .wav files:

    outq
    a1,a2,a3,a4
;
    outq
    a5,a6,a7,a8
    endin

```

Reference

Ville Pulkki: “Virtual Sound Source Positioning Using Vector Base Amplitude Panning” *Journal of the Audio Engineering Society* , 1997 June, Vol. 45/6, p. 456.

See Also

vbap16 , *vbap16move* , *vbap4* , *vbap8* , *vbap8move* , *vbaplsinit* , *vbapz* , *vbapzmove*

Credits

Author: Ville Pulkki Sibelius Academy Computer Music Studio Laboratory of Acoustics and Audio Signal Processing
New in Csound Version 4.07

19.703. vbap8

vbap8 – Distributes an audio signal among 8 channels.

Description

Distributes an audio signal among 8 channels.

Syntax

```
ar1, ..., ar8 vbap8 asig, iazim [, ielev] [, ispread]
```

Initialization

iazim – azimuth angle of the virtual source

ielev (optional) – elevation angle of the virtual source

ispread (optional) – spreading of the virtual source (range 0 - 100). If value is zero, conventional amplitude panning is used. When *ispread* is increased, the number of loudspeakers used in panning increases. If value is 100, the sound is applied to all loudspeakers.

Performance

asig – audio signal to be panned

vbap8 takes an input signal, *asig*, and distributes it among 8 outputs, according to the controls *iazim* and *ielev*, and the configured loudspeaker placement. If *idim* = 2, *ielev* is set to zero. The distribution is performed using Vector Base Amplitude Panning (VBAP - See reference). VBAP distributes the signal using loudspeaker data configured with *vbaplsinit*. The signal is applied to, at most, two loudspeakers in 2-D loudspeaker configurations, and three loudspeakers in 3-D loudspeaker configurations. If the virtual source is panned outside the region spanned by loudspeakers, the nearest loudspeakers are used in panning.

Examples

Example 1. 2-D panning example with stationary virtual sources

```
sr
=
    4100
kr
=
    441
ksmps
=
    100
nchnls
=
    4
vbaplsinit
    2, 6, 0, 45, 90, 135, 200, 245, 290, 315

    instr
1
  asig  oscil
        20000, 440, 1
  a1,a2,a3,a4,a5,a6,a7,a8  vbap8
  asig, p4, 0, 20 ;p4 = azimuth

;render twice with alternate outq
statements
; to obtain two 4 channel .wav files:

    outq
    a1,a2,a3,a4
;    outq
    a5,a6,a7,a8
  endin
```

Reference

Ville Pulkki: “Virtual Sound Source Positioning Using Vector Base Amplitude Panning” *Journal of the Audio Engineering Society* , 1997 June, Vol. 45/6, p. 456.

See Also

vbap16 , *vbap16move* , *vbap4* , *vbap4move* , *vbap8move* , *vbaplsinit* , *vbapz* , *vbapzmove*

Credits

Author: Ville Pulkki Sibelius Academy Computer Music Studio Laboratory of Acoustics and Audio Signal Processing
New in Csound Version 4.07

19.704. vbap8move

vbap8move – Distributes an audio signal among 8 channels with moving virtual sources.

Description

Distributes an audio signal among 8 channels with moving virtual sources.

Syntax

ar1, ..., *ar8* **vbap8move** *asig*, *ispread*, *ifldnum*, *ifld1* [, *ifld2*] [...]

Initialization

ispread – spreading of the virtual source (range 0 - 100). If value is zero, conventional amplitude panning is used. When *ispread* is increased, the number of loudspeakers used in panning increases. If value is 100, the sound is applied to all loudspeakers.

ifldnum – number of fields (absolute value must be 2 or larger). If *ifldnum* is positive, the virtual source movement is a polyline specified by given directions. Each transition is performed in an equal time interval. If *ifldnum* is negative, specified angular velocities are applied to the virtual source during specified relative time intervals (see below).

ifld1, *ifld2*, ... – azimuth angles or angular velocities, and relative durations of movement phases (see below).

Performance

asig – audio signal to be panned

vbap8move allows the use of moving virtual sources. If *ifldnum* is positive, the fields represent directions of virtual sources and equal times, *iazi1* , [*iele1* ,] *iazi2* , [*iele2* ,], etc. The position of the virtual source is interpolated between directions starting from the first direction and ending at the last. Each interval is interpolated in time that is $\text{fraction} = \frac{\text{total_time}}{\text{number_of_intervals}}$ of the duration of the sound event.

19. Orchestra Opcodes and Operators

If *ifldnum* is negative, the fields represent angular velocities and equal times. The first field is, however, the starting direction, *iazi1* , [*iele1* ,] *iazi_vel1* , [*iele_vel1* ,] *iazi_vel2* , [*iele_vel2* ,] Each velocity is applied to the note that is fraction *total_time* / *number_of_velocities* of the duration of the sound event. If the elevation of the virtual source becomes greater than 90 degrees or less than 0 degrees, the polarity of angular velocity is changed. Thus the elevational angular velocity produces a virtual source that moves up and down between 0 and 90 degrees.

Examples

Example 1. 2-D panning example with stationary virtual sources

```
sr      =      4100
kr      =      441
ksmps  =      100
nchnls =      4
vbaplsinit
    2, 6,  0, 45, 90, 135, 200, 245, 290, 315

instr
1
asig    oscil
    20000, 440, 1
a1,a2,a3,a4,a5,a6,a7,a8    vbap8
asig, p4, 0, 20 ;p4 = azimuth

;render twice with alternate outq
statements
; to obtain two 4 channel .wav files:

    outq
    a1,a2,a3,a4
;
    outq
    a5,a6,a7,a8
endin
```

Reference

Ville Pulkki: “Virtual Sound Source Positioning Using Vector Base Amplitude Panning” *Journal of the Audio Engineering Society* , 1997 June, Vol. 45/6, p. 456.

See Also

vbap16 , *vbap16move* , *vbap4* , *vbap4move* , *vbap8* , *vbaplsinit* , *vbapz* , *vbapzmove*

Credits

Author: Ville Pulkki Sibelius Academy Computer Music Studio Laboratory of Acoustics and Audio Signal Processing
New in Csound Version 4.07

19.705. vbaplsinit

vbaplsinit – Configures VBAP output according to loudspeaker parameters.

Description

Configures VBAP output according to loudspeaker parameters.

Syntax

vbaplsinit *idim*, *ilsnum* [, *idir1*] [, *idir2*] [...] [, *idir32*]

Initialization

idim – dimensionality of loudspeaker array. Either 2 or 3.

ilsnum – number of loudspeakers. In two dimensions, the number can vary from 2 to 16. In three dimensions, the number can vary from 3 and 16.

idir1, *idir2*, ..., *idir32* – directions of loudspeakers. Number of directions must be less than or equal to 16. In two-dimensional loudspeaker positioning, *idir n* is the azimuth angle respective to *n* th channel. In three-dimensional loudspeaker positioning, fields are the azimuth and elevation angles of each loudspeaker consequently (*azi1* , *ele1* , *azi2* , *ele2* , etc.).

Performance

VBAP distributes the signal using loudspeaker data configured with *vbaplsinit* . The signal is applied to, at most, two loudspeakers in 2-D loudspeaker configurations, and three loudspeakers in 3-D loudspeaker configurations. If the virtual source is panned outside the region spanned by loudspeakers, the nearest loudspeakers are used in panning.

Examples

Example 1. 2-D panning example with stationary virtual sources

```

sr
=          4100
kr
=          441
ksmps
=          100
nchnls
=           4
vbaplsinit
  2, 6,  0, 45, 90, 135, 200, 245, 290, 315

  instr
1
  asig      oscil
            20000, 440, 1
a1,a2,a3,a4,a5,a6,a7,a8  vbap8
  asig, p4, 0, 20 ;p4 = azimuth

;render twice with alternate outq
statements
; to obtain two 4 channel .wav files:

      outq
      a1,a2,a3,a4
;
      outq
      a5,a6,a7,a8
      endin

```

Reference

Ville Pulkki: “Virtual Sound Source Positioning Using Vector Base Amplitude Panning” *Journal of the Audio Engineering Society* , 1997 June, Vol. 45/6, p. 456.

See Also

vbap16 , *vbap16move* , *vbap4* , *vbap4move* , *vbap8* , *vbap8move* , *vbapz* , *vbapzmove*

Credits

Author: Ville Pulkki Sibelius Academy Computer Music Studio Laboratory of Acoustics and Audio Signal Processing
New in Csound Version 4.07

19.706. vbapz

vbapz – Writes a multi-channel audio signal to a ZAK array.

Description

Writes a multi-channel audio signal to a ZAK array.

Syntax

vbapz *inumchnls*, *istartndx*, *asig*, *iazim* [, *ielev*] [, *ispread*]

Initialization

inumchnls – number of channels to write to the ZA array. Must be in the range 2 - 256.

istartndx – first index or position in the ZA array to use

iazim – azimuth angle of the virtual source

ielev (optional) – elevation angle of the virtual source

ispread (optional) – spreading of the virtual source (range 0 - 100). If value is zero, conventional amplitude panning is used. When *ispread* is increased, the number of loudspeakers used in panning increases. If value is 100, the sound is applied to all loudspeakers.

Performance

asig – audio signal to be panned

The opcode *vbapz* is the multiple channel analog of the opcodes like *vbap4* , working on *inumchnls* and using a ZAK array for output.

Examples

Example 1. 2-D panning example with stationary virtual sources

```

sr
  =          4100
kr
  =          441
ksmps
  =          100
nchnls
  =          4
vbaplsinit
  2, 6, 0, 45, 90, 135, 200, 245, 290, 315

instr
1
  asig      oscil
            20000, 440, 1
  a1,a2,a3,a4,a5,a6,a7,a8  vbap8
  asig, p4, 0, 20 ;p4 = azimuth

;render twice with alternate outq
statements
; to obtain two 4 channel .wav files:

      outq
      a1,a2,a3,a4
;      outq
      a5,a6,a7,a8
      endin

```

Reference

Ville Pulkki: “Virtual Sound Source Positioning Using Vector Base Amplitude Panning” *Journal of the Audio Engineering Society* , 1997 June, Vol. 45/6, p. 456.

See Also

vbap16 , *vbap16move* , *vbap4* , *vbap4move* , *vbap8* , *vbap8move* , *vbaplsinit* , *vbapzmove*

Credits

John ffitch University of Bath/Codemist Ltd. Bath, UK May 2000
 New in Csound Version 4.07

19.707. vbapzmove

vbapzmove – Writes a multi-channel audio signal to a ZAK array with moving virtual sources.

Description

Writes a multi-channel audio signal to a ZAK array with moving virtual sources.

Syntax

vbapzmove inumchnls, istartndx, asig, idur, ispread, ifldnum, ifld1, ifld2, [...]

Initialization

inumchnls – number of channels to write to the ZA array. Must be in the range 2 - 256.

19. Orchestra Opcodes and Operators

istartndx – first index or position in the ZA array to use

ispread – spreading of the virtual source (range 0 - 100). If value is zero, conventional amplitude panning is used. When *ispread* is increased, the number of loudspeakers used in panning increases. If value is 100, the sound is applied to all loudspeakers.

ifldnum – number of fields (absolute value must be 2 or larger). If *ifldnum* is positive, the virtual source movement is a polyline specified by given directions. Each transition is performed in an equal time interval. If *ifldnum* is negative, specified angular velocities are applied to the virtual source during specified relative time intervals (see below).

ifld1, *ifld2*, ... – azimuth angles or angular velocities, and relative durations of movement phases (see below).

Performance

asig – audio signal to be panned

The opcode *vbapzmove* is the multiple channel analog of the opcodes like *vbap4move*, working on *inumchnls* and using a ZAK array for output.

Examples

Example 1. 2-D panning example with stationary virtual sources

```
sr
=
    4100
kr
=
    441
ksmps
=
    100
nchnls
=
    4
vbaplsinit
    2, 6, 0, 45, 90, 135, 200, 245, 290, 315

instr
1
asig    oscil
        20000, 440, 1
a1,a2,a3,a4,a5,a6,a7,a8    vbap8
asig, p4, 0, 20 ;p4 = azimuth

;render twice with alternate outq
statements
; to obtain two 4 channel .wav files:

    outq
    a1,a2,a3,a4
;
    outq
    a5,a6,a7,a8
endin
```

Reference

Ville Pulkki: “Virtual Sound Source Positioning Using Vector Base Amplitude Panning” *Journal of the Audio Engineering Society*, 1997 June, Vol. 45/6, p. 456.

See Also

vbap16, *vbap16move*, *vbap4*, *vbap4move*, *vbap8*, *vbap8move*, *vbaplsinit*, *vbapz*

Credits

John fitch University of Bath/Codemist Ltd. Bath, UK May 2000
New in Csound Version 4.07

19.708. vco

vco – Implementation of a band limited, analog modeled oscillator.

Description

Implementation of a band limited, analog modeled oscillator, based on integration of band limited impulses. *vco* can be used to simulate a variety of analog wave forms.

Syntax

ar **vco** xamp, xcps, iwave, kpw [, ifn] [, imaxd] [, ileak] [, inyx] [, iphs]

Initialization

iwave – determines the waveform:

- *iwave* = 1 - sawtooth
- *iwave* = 2 - Square/PWM
- *iwave* = 3 - triangle/Saw/Ramp

ifn (optional, default = 1) – should be the table number of a of a stored sine wave.

imaxd (optional, default = 1) – is the maximum delay time. A time of 1/ifqc may be required for the pwm and triangle waveform. To bend the pitch down this value must be as large as 1/(minimum frequency).

ileak (optional, default = 0) – If *ileak* is between zero and one ($0 < \text{ileak} < 1$) then *ileak* is used as the leaky integrator value. Otherwise a leaky integrator value of .999 is used for the saw and square waves and .995 is used for the triangle wave. This can be used to “flatten” the square wave or “straighten” the saw wave at low frequencies by setting *ileak* to .99999 or a similar value. This should give a hollower sounding square wave.

inyx (optional, default = .5) – This is used to determine the number of harmonics in the band limited pulse. All overtones up to $\text{sr} * \text{inyx}$ will be used. The default gives $\text{sr} * .5$ ($\text{sr} / 2$). For $\text{sr} / 4$ use *inyx* = .25. This can generate a “fatter” sound in some cases.

iphs (optional, default = 0) – This is a phase value. There is an artifact (bug-like feature) in *vco* which occurs during the first half cycle of the square wave which causes the waveform to be greater in magnitude than all others. The value of *iphs* has an effect on this artifact. In particular setting *iphs* to .5 will cause the first half cycle of the square wave to resemble a small triangle wave. This may be more desirable than the large wave artifact which is the current default.

Performance

kpw – determines either the pulse width (if *iwave* is 2) or the saw/ramp character (if *iwave* is 3). The value of *kpw* should be greater than 0 and less than 2. A value of 1 will generate either a square wave (if *iwave* is 2) or a triangle wave (if *iwave* is 3).

xamp – determines the amplitude

xcps – is the frequency of the wave in cycles per second.

Examples

Here is an example of the vco opcode. It uses the files *vco.orc* and *vco.sco* .

Example 1. Example of the vco opcode.

```
/* vco.orc */
; Initialize the global variables.
sr = 44100
kr = 44100
ksmps = 1
nchnls = 1

; Instrument #1
instr 1
; Set the amplitude.
kamp = p4

; Set the frequency.
kcps = cpspch(p5)

; Select the wave form.
iwave = p6

; Set the pulse-width/saw-ramp character.
kpw init 0.5

; Use Table #1.
ifn = 1

; Generate the waveform.
asig vco kamp, kcps, iwave, kpw, ifn

; Output and amplification.
out asig
endin
/* vco.orc */
```

```
/* vco.sco */
; Table #1, a sine wave.
f 1 0 65536 10 1

; Define the score.
; p4 = raw amplitude (0-32767)
; p5 = frequency, in pitch-class notation.
; p6 = the waveform (1=Saw, 2=Square/PWM, 3=Tri/Saw-Ramp-Mod)
i 1 00 02 20000 05.00 1
i 1 02 02 20000 05.00 2
i 1 04 02 20000 05.00 3

i 1 06 02 20000 07.00 1
i 1 08 02 20000 07.00 2
i 1 10 02 20000 07.00 3

i 1 12 02 20000 09.00 1
i 1 14 02 20000 09.00 2
i 1 16 02 20000 09.00 3

i 1 18 02 20000 11.00 1
i 1 20 02 20000 11.00 2
i 1 22 02 20000 11.00 3
e
/* vco.sco */
```

See Also

vco2

Credits

Author: Hans Mikelson December 1998

New in Csound version 3.50

November 2002. Corrected the documentation for the *kpw* parameter thanks to Luis Jure and Hans Mikelson.

19.709. vco2

vco2 – Implementation of a band-limited oscillator using pre-calculated tables.

Description

vco2 is similar to *vco* . But the implementation uses pre-calculated tables of band-limited waveforms (see also *GEN30*) rather than integrating impulses. This opcode can be faster than *vco* (especially if a low control-rate is used) and also allows better sound quality. Additionally, there are more waveforms and oscillator phase can be modulated at k-rate. The disadvantage is increased memory usage. For more details about vco2 tables, see also *vco2init* and *vco2ft* .

Syntax

ar **vco2** kamp, kcps [, imode] [, kpw] [, kphs] [, inyx]

Initialization

imode (optional, default=0) – a sum of values representing the waveform and its control values.

One may use of any of the following values for *imode* :

- 16: enable k-rate phase control (if set, kphs is a required k-rate parameter that allows phase modulation)
- 1: skip initialization

One may use exactly one of these *imode* values to select the waveform to be generated:

- 14: user defined waveform -1 (requires using the *vco2init* opcode)
- 12: triangle (no ramp, faster)
- 10: square wave (no PWM, faster)
- 8: $4 * x * (1 - x)$ (i.e. integrated sawtooth)
- 6: pulse (not normalized)
- 4: sawtooth / triangle / ramp
- 2: square / PWM

19. Orchestra Opcodes and Operators

- 0: sawtooth

The default value for *imode* is zero, which means a sawtooth wave with no k-rate phase control.

inyx (optional, default=0.5) – bandwidth of the generated waveform, as percentage (0 to 1) of the sample rate. The expected range is 0 to 0.5 (i.e. up to $sr/2$), other values are limited to the allowed range.

Setting *inyx* to 0.25 ($sr/4$), or 0.3333 ($sr/3$) can produce a “fatter” sound in some cases, although it is more likely to reduce quality.

Performance

ar – the output audio signal.

kamp – amplitude scale. In the case of a *imode* waveform value of 6 (a pulse waveform), the actual output level can be a lot higher than this value.

kcps – frequency in Hz (should be in the range $-sr/2$ to $sr/2$).

kpw (optional) – the pulse width of the square wave (*imode* waveform=2) or the ramp characteristics of the triangle wave (*imode* waveform=4). It is required only by these waveforms and ignored in all other cases. The expected range is 0 to 1, any other value is wrapped to the allowed range.

Warning

kpw must not be an exact integer value (e.g. 0 or 1) if a sawtooth / triangle ramp (*imode* waveform=4) is generated.

kphs (optional) – oscillator phase (depending on *imode*, this can be either an optional i-rate parameter that defaults to zero or required k-rate). Similarly to *kpw*, the expected range is 0 to 1.

Note

When a low control-rate is used, pulse width (*kpw*) and phase (*kphs*) modulation is internally converted to full-rate.

Examples

Here is an example of the *vco2* opcode. It uses the files *vco2.orc* and *vco2.sco*.

Example 1. Example of the *vco2* opcode.

```
/* vco2.orc */
sr      = 44100
ksmps   = 10
nchnls  = 1

; user defined waveform -1: trapezoid wave with default parameters (can be
; accessed at ftables starting from 10000)
itmp    ftgen 1, 0, 16384, 7, 0, 2048, 1, 4096, 1, 4096, -1, 4096, -1, 2048, 0
ift      vco2init -1, 10000, 0, 0, 0, 1
; user defined waveform -2: fixed table size (4096), number of partials
; multiplier is 1.02 (~238 tables)
itmp    ftgen 2, 0, 16384, 7, 1, 4095, 1, 1, -1, 4095, -1, 1, 0, 8192, 0
ift      vco2init -2, ift, 1.02, 4096, 4096, 2

instr 1
kcps    expon p4, p3, p5          ; instr 1: basic vco2 example
a1      vco2 12000, kcps          ; (sawtooth wave with default
out a1                                     ; parameters)
endin

instr 2
kcps    expon p4, p3, p5          ; instr 2:
kpw     linseg 0.1, p3/2, 0.9, p3/2, 0.1 ; PWM example
a1      vco2 10000, kcps, 2, kpw
out a1
endin

instr 3
kcps    expon p4, p3, p5          ; instr 3: vco2 with user
```

```

a1      vco2 14000, kcps, 14      ; defined waveform (-1)
aenv    linseg 1, p3 - 0.1, 1, 0.1, 0 ; de-click envelope
        out a1 * aenv
        endin

        instr 4
kcps    expon p4, p3, p5          ; instr 4: vco2ft example,
kfn     vco2ft kcps, -2, 0.25    ; with user defined waveform
a1      oscilikt 12000, kcps, kfn ; (-2), and sr/4 bandwidth
        out a1
        endin
/* vco2.orc */

/* vco2.sco */
i 1 0 3 20 2000
i 2 4 2 200 400
i 3 7 3 400 20
i 4 11 2 100 200

f 0 14

e
/* vco2.sco */

```

See Also

vco , *vco2ft* , *vco2ift* , and *vco2init* .

Credits

Author: Istvan Varga

New in version 4.22

19.710. *vco2ft*

vco2ft – Returns a table number at k-time for a given oscillator frequency and wavform.

Description

vco2ft returns the function table number to be used for generating the specified waveform at a given frequency. This function table number can be used by any Csound opcode that generates a signal by reading function tables (like *oscilikt*). The tables must be calculated by *vco2init* before *vco2ft* is called and shared as Csound ftables (*ibasfn*).

Syntax

kfn **vco2ft** kcps, iwave [, inyx]

Initialization

iwave – the waveform for which table number is to be selected. Allowed values are:

- 0: sawtooth
- 1: $4 * x * (1 - x)$ (integrated sawtooth)
- 2: pulse (not normalized)

19. Orchestra Opcodes and Operators

- 3: square wave
- 4: triangle

Additionally, negative *iwave* values select user defined waveforms (see also *vco2init*).

inyx (optional, default=0.5) – bandwidth of the generated waveform, as percentage (0 to 1) of the sample rate. The expected range is 0 to 0.5 (i.e. up to $sr/2$), other values are limited to the allowed range.

Setting *inyx* to 0.25 ($sr/4$), or 0.3333 ($sr/3$) can produce a “fatter” sound in some cases, although it is more likely to reduce quality.

Performance

kfn – the ftable number, returned at k-rate.

kcps – frequency in Hz, returned at k-rate. Zero and negative values are allowed. However, if the absolute value exceeds $sr/2$ (or $sr*inyx$), the selected table will contain silence.

Examples

See the example for the *vco2* opcode.

See Also

vco2ift , *vco2init* , and *vco2* .

Credits

Author: Istvan Varga

New in version 4.22

19.711. vco2ift

vco2ift – Returns a table number at i-time for a given oscillator frequency and wavform.

Description

vco2ift is the same as *vco2ft* , but works at i-time. It is suitable for use with opcodes that expect an i-rate table number (for example, *oscili*).

Syntax

ifn **vco2ift** icps, iwave [, inyx]

Initialization

ifn – the ftable number.

icps – frequency in Hz. Zero and negative values are allowed. However, if the absolute value exceeds $sr / 2$ (or $sr * inyx$), the selected table will contain silence.

iwave – the waveform for which table number is to be selected. Allowed values are:

- 0: sawtooth
- 1: $4 * x * (1 - x)$ (integrated sawtooth)
- 2: pulse (not normalized)
- 3: square wave
- 4: triangle

Additionally, negative *iwave* values select user defined waveforms (see also *vco2init*).

inyx (optional, default=0.5) – bandwidth of the generated waveform, as percentage (0 to 1) of the sample rate. The expected range is 0 to 0.5 (i.e. up to $sr / 2$), other values are limited to the allowed range.

Setting *inyx* to 0.25 ($sr/4$), or 0.3333 ($sr/3$) can produce a “fatter” sound in some cases, although it is more likely to reduce quality.

See Also

vco2ft , *vco2init* , and *vco2* .

Credits

Author: Istvan Varga

New in version 4.22

19.712. *vco2init*

vco2init – Calculates tables for use by *vco2* opcode.

Description

vco2init calculates tables for use by *vco2* opcode. Optionally, it is also possible to access these tables as standard Csound function tables. In this case, *vco2ft* can be used to find the correct table number for a given oscillator frequency.

In most cases, this opcode is called from the orchestra header. Using *vco2init* in instruments is possible but not recommended. This is because replacing tables during performance can result in a Csound crash if other opcodes are accessing the tables at the same time.

Note that *vco2init* is not required for *vco2* to work (tables are automatically allocated by the first *vco2* call, if not done yet), however it can be useful in some cases:

- Pre-calculate tables at orchestra load time. This is useful to avoid generating the tables during performance, which could interrupt real-time processing.
- Share the tables as Csound ftables. By default, the tables can be accessed only by *vco2* .
- Change the default parameters of tables (e.g. size) or use an user-defined waveform specified in a function table.

Syntax

```
ifn vco2init iwave [, ibasfn] [, ipmul] [, iminsiz] [, imaxsiz] [, isrcft]
```

Initialization

ifn – the first free ftable number after the allocated tables. If *ibasfn* was not specified, -1 is returned.

iwave – sum of the following values selecting which waveforms are to be calculated:

- 16: triangle
- 8: square wave
- 4: pulse (not normalized)
- 2: $4 * x * (1 - x)$ (integrated sawtooth)
- 1: sawtooth

Alternatively, *iwave* can be set to a negative integer that selects an user-defined waveform. This also requires the *isrcft* parameter to be specified. *vco2* can access waveform number -1. However, other user-defined waveforms are usable only with *vco2ft* or *vco2ift*.

ibasfn (optional, default=-1) – ftable number from which the table set(s) can be accessed by opcodes other than *vco2*. This is required by user defined waveforms, with the exception of -1. If this value is less than 1, it is not possible to access the tables calculated by *vco2init* as Csound function tables.

ipmul (optional, default=1.05) – multiplier value for number of harmonic partials. If one table has *n* partials, the next one will have $n * ipmul$ (at least $n + 1$). The allowed range for *ipmul* is 1.01 to 2. Zero or negative values select the default (1.05).

iminsiz (optional, default=-1) – minimum table size.

imaxsiz (optional, default=-1) – maximum table size.

The actual table size is calculated by multiplying the square root of the number of harmonic partials by *iminsiz*, rounding up the result to the next power of two, and limiting this not to be greater than *imaxsiz*.

Both parameters, *iminsiz* and *imaxsiz*, must be power of two, and in the allowed range. The allowed range is 16 to 262144 for *iminsiz* to up to 16777216 for *imaxsiz*. Zero or negative values select the default settings:

- The minimum size is 128 for all waveforms except pulse (*iwave*=4). Its minimum size is 256.
- The default maximum size is usually the minimum size multiplied by 64, but not more than 16384 if possible. It is always at least the minimum size.

isrcft (optional, default=-1) – source ftable number for user-defined waveforms (if *iwave* < 0). *isrcft* should point to a function table containing the waveform to be used for generating the table array. The table size is recommended to be at least *imaxsiz* points. If *iwave* is not negative (built-in waveforms are used), *isrcft* is ignored.

Warning

The number and size of tables is not fixed. Orchestras should not depend on these parameters, as they are

Examples

See the example for the *vco2* opcode.

See Also

vco2ft , *vco2ift* , and *vco2* .

Credits

Author: Istvan Varga

New in version 4.22

19.713. *vcomb*

vcomb – Variably reverberates an input signal with a “colored” frequency response.

Description

Variably reverberates an input signal with a “colored” frequency response.

Syntax

ar **vcomb** asig, *krvt*, *xlpt*, *imaxlpt* [, *iskip*] [, *insmps*]

Initialization

imaxlpt – maximum loop time for *klpt*

iskip (optional, default=0) – initial disposition of delay-loop data space (cf. *reson*). The default value is 0.

insmps (optional, default=0) – delay amount, as a number of samples.

Performance

krvt – the reverberation time (defined as the time in seconds for a signal to decay to 1/1000, or 60dB down from its original amplitude).

xlpt – variable loop time in seconds, same as *ilpt* in *comb* . Loop time can be as large as *imaxlpt* .

This filter reiterates input with an echo density determined by loop time *ilpt* . The attenuation rate is independent and is determined by *krvt* , the reverberation time (defined as the time in seconds for a signal to decay to 1/1000, or 60dB down from its original amplitude). Output will appear only after *ilpt* seconds.

See Also

alpass , *comb* , *reverb* , *valpass*

Credits

Author: William “Pete” Moss University of Texas at Austin Austin, Texas USA January 2002

19.714. vdelay

`vdelay` – An interpolating variable time delay.

Description

This is an interpolating variable time delay, it is not very different from the existing implementation (`deltapi`), it is only easier to use.

Syntax

ar `vdelay` *asig*, *adel*, *imaxdel* [, *iskip*]

Initialization

imaxdel – Maximum value of delay in milliseconds. If *adel* gains a value greater than *imaxdel* it is folded around *imaxdel*. This should not happen.

iskip – Skip initialization if present and non-zero

Performance

With this unit generator it is possible to do Doppler effects or chorusing and flanging.

asig – Input signal.

adel – Current value of delay in milliseconds. Note that linear functions have no pitch change effects. Fast changing values of *adel* will cause discontinuities in the waveform resulting noise.

Examples

```
f1 0 8192 10 1
ims = 100 ; Maximum delay time in msec
a1 oscil 10000, 1737, 1 ; Make a signal
a2 oscil
ims/2, 1/p3, 1 ; Make an LFO
a2 = a2 + ims/2 ; Offset the LFO so that it is positive
a3 vdelay
a1, a2, ims ; Use the LFO to control delay time
out
a3
```

Two important points here. First, the delay time must be always positive. And second, even though the delay time can be controlled in k-rate, it is not advised to do so, since sudden time changes will create clicks.

See Also

`vdelay3`

Credits

Author: Paris Smaragdis MIT, Cambridge 1995

19.715. *vdelay3*

vdelay3 – An variable time delay with cubic interpolation.

Description

vdelay3 is experimental. It is the same as *vdelay* except that it uses cubic interpolation. (New in Version 3.50.)

Syntax

ar **vdelay3** asig, adel, imaxdel [, iskip]

Initialization

imaxdel – Maximum value of delay in milliseconds. If *adel* gains a value greater than *imaxdel* it is folded around *imaxdel*. This should not happen.

iskip (optional) – Skip initialization if present and non-zero.

Performance

With this unit generator it is possible to do Doppler effects or chorusing and flanging.

asig – Input signal.

adel – Current value of delay in milliseconds. Note that linear functions have no pitch change effects. Fast changing values of *adel* will cause discontinuities in the waveform resulting noise.

Examples

```
f1 0 8192 10 1
ims = 100 ; Maximum delay time in msec
a1 oscil
10000, 1737, 1 ; Make a signal
a2 oscil
ims/2, 1/p3, 1 ; Make an LFO
a2 = a2 + ims/2 ; Offset the LFO so that it is positive
a3 vdelay
a1, a2, ims ; Use the LFO to control delay time
out
a3
```

Two important points here. First, the delay time must be always positive. And second, even though the delay time can be controlled in k-rate, it is not advised to do so, since sudden time changes will create clicks.

See Also

vdelay

Credits

Author: Paris Smaragdis MIT, Cambridge 1995

19.716. **vdelayx**

vdelayx – A variable delay opcode with high quality interpolation.

Description

A variable delay opcode with high quality interpolation.

Syntax

`aout vdelayx ain, adl, imd, iws [, ist]`

Initialization

aout – output audio signal

ain – input audio signal

adl – delay time in seconds

imd – max. delay time (seconds)

iws – interpolation window size (see below)

ist (optional) – skip initialization if not zero

Performance

This opcode uses high quality (and slow) interpolation, that is much more accurate than the currently available linear and cubic interpolation. The *iws* parameter sets the number of input samples used for calculating one output sample (allowed values are any integer multiply of 4 in the range 4 - 1024); higher values mean better quality and slower speed.

Notes

Delay time is measured in seconds (unlike in `vdelay` and `vdelay3`), and must be a-rate. The minimum allowed

See Also

`vdelayxq` , `vdelayxs` , `vdelayxw` , `vdelayxwq` , `vdelayxws`

19.717. **vdelayxq**

vdelayxq – A 4-channel variable delay opcode with high quality interpolation.

Description

A 4-channel variable delay opcode with high quality interpolation.

Syntax

`aout1, aout2, aout3, aout4 vdelayxq ain1, ain2, ain3, ain4, adl, imd, iws [, ist]`

Initialization

aout1, *aout2*, *aout3*, *aout4* – output audio signals.

ain1, *ain2*, *ain3*, *ain4* – input audio signals.

adl – delay time in seconds

imd – max. delay time (seconds)

iws – interpolation window size (see below)

ist (optional) – skip initialization if not zero

Performance

This opcode uses high quality (and slow) interpolation, that is much more accurate than the currently available linear and cubic interpolation. The *iws* parameter sets the number of input samples used for calculating one output sample (allowed values are any integer multiply of 4 in the range 4 - 1024); higher values mean better quality and slower speed.

The multichannel opcodes (eg. *vdelayxq*) allow delaying 2 or 4 variables at once (stereo or quad signals); this is much more efficient than using separate opcodes for each channel.

Notes

Delay time is measured in seconds (unlike in *vdelay* and *vdelay3*), and must be a-rate. The minimum all

See Also

vdelayx , *vdelayxs* , *vdelayxw* , *vdelayxwq* , *vdelayxws*

19.718. *vdelayxs*

vdelayxs – A stereo variable delay opcode with high quality interpolation.

Description

A stereo variable delay opcode with high quality interpolation.

Syntax

aout1, *aout2* **vdelayxs** *ain1*, *ain2*, *adl*, *imd*, *iws* [, *ist*]

Initialization

aout1, *aout2* – output audio signals

ain1, *ain2* – input audio signals

adl – delay time in seconds

imd – max. delay time (seconds)

iws – interpolation window size (see below)

ist – skip initialization if not zero

Performance

This opcode uses high quality (and slow) interpolation, that is much more accurate than the currently available linear and cubic interpolation. The *iws* parameter sets the number of input samples used for calculating one output sample (allowed values are any integer multiply of 4 in the range 4 - 1024); higher values mean better quality and slower speed.

The multichannel opcodes (eg. *vdelayxq*) allow delaying 2 or 4 variables at once (stereo or quad signals); this is much more efficient than using separate opcodes for each channel.

Notes

Delay time is measured in seconds (unlike in *vdelay* and *vdelay3*), and must be a-rate. The minimum allowed

See Also

vdelayx , *vdelayxq* , *vdelayxw* , *vdelayxwq* , *vdelayxws*

19.719. *vdelayxw*

vdelayxw – Variable delay opcodes with high quality interpolation.

Description

Variable delay opcodes with high quality interpolation.

Syntax

aout ***vdelayxw*** *ain*, *adl*, *imd*, *iws* [, *ist*]

Initialization

aout – output audio signal

ain – input audio signal

adl – delay time in seconds

imd – max. delay time (seconds)

iws – interpolation window size (see below)

ist – skip initialization if not zero

Performance

These opcodes use high quality (and slow) interpolation, that is much more accurate than the currently available linear and cubic interpolation. The *iws* parameter sets the number of input samples used for calculating one output sample (allowed values are any integer multiply of 4 in the range 4 - 1024); higher values mean better quality and slower speed.

The *vdelayxw* opcodes change the position of the write tap in the delay line (unlike all other delay ugens that move the read tap), and are most useful for implementing Doppler effects where the position of the listener is fixed, and the sound source is moving.

Notes

Delay time is measured in seconds (unlike in *vdelay* and *vdelay3*), and must be a-rate. The minimum all

See Also

vdelayx , *vdelayxq* , *vdelayxs* , *vdelayxwq* , *vdelayxws*

19.720. *vdelayxwq*

vdelayxwq – Variable delay opcodes with high quality interpolation.

Description

Variable delay opcodes with high quality interpolation.

Syntax

aout1, *aout2*, *aout3*, *aout4* ***vdelayxwq*** *ain1*, *ain2*, *ain3*, *ain4*, *adl*, *imd*, *iws* [, *ist*]

Initialization

ain1, *ain2*, *ain3*, *ain4* – input audio signals

aout1, *aout2*, *aout3*, *aout4* – output audio signals

adl – delay time in seconds

imd – max. delay time (seconds)

iws – interpolation window size (see below)

ist – skip initialization if not zero

Performance

These opcodes use high quality (and slow) interpolation, that is much more accurate than the currently available linear and cubic interpolation. The *iws* parameter sets the number of input samples used for calculating one output sample (allowed values are any integer multiply of 4 in the range 4 - 1024); higher values mean better quality and slower speed.

The *vdelayxw* opcodes change the position of the write tap in the delay line (unlike all other delay ugens that move the read tap), and are most useful for implementing Doppler effects where the position of the listener is fixed, and the sound source is moving.

The multichannel opcodes (eg. *vdelayxq*) allow delaying 2 or 4 variables at once (stereo or quad signals); this is much more efficient than using separate opcodes for each channel.

Notes

Delay time is measured in seconds (unlike in *vdelay* and *vdelay3*), and must be a-rate. The minimum all

See Also

vdelayx , *vdelayxq* , *vdelayxs* , *vdelayxw* , *vdelayxws*

19.721. `vdelayxws`

`vdelayxws` – Variable delay opcodes with high quality interpolation.

Description

Variable delay opcodes with high quality interpolation.

Syntax

`aout1, aout2 vdelayxws ain1, ain2, adl, imd, iws [, ist]`

Initialization

ain1, ain2 – input audio signals

aout1, aout2 – output audio signals

adl – delay time in seconds

imd – max. delay time (seconds)

iws – interpolation window size (see below)

ist – skip initialization if not zero

Performance

These opcodes use high quality (and slow) interpolation, that is much more accurate than the currently available linear and cubic interpolation. The *iws* parameter sets the number of input samples used for calculating one output sample (allowed values are any integer multiply of 4 in the range 4 - 1024); higher values mean better quality and slower speed.

The `vdelayxw` opcodes change the position of the write tap in the delay line (unlike all other delay ugens that move the read tap), and are most useful for implementing Doppler effects where the position of the listener is fixed, and the sound source is moving.

The multichannel opcodes (eg. *vdelayx*) allow delaying 2 or 4 variables at once (stereo or quad signals); this is much more efficient than using separate opcodes for each channel.

Notes

Delay time is measured in seconds (unlike in `vdelay` and `vdelay3`), and must be a-rate. The minimum allowed

See Also

vdelayx, *vdelayxq*, *vdelayxs*, *vdelayxw*, *vdelayxwq*

19.722. `veloc`

`veloc` – Get the velocity from a MIDI event.

Description

Get the velocity from a MIDI event.

Syntax

ival **veloc** [ilow] [, ihigh]

Initialization

ilow, *ihigh* – low and hi ranges for mapping

Performance

Get the MIDI byte value (0 - 127) denoting the velocity of the current event.

Examples

Here is an example of the `veloc` opcode. It uses the files `veloc.orc` and `veloc.sco`.

Example 1. Example of the `veloc` opcode.

```
/* veloc.orc */
; Initialize the global variables.
sr = 44100
kr = 4410
ksmps = 10
nchnls = 1

; Instrument #1.
instr 1
  il veloc

  print i1
endin
/* veloc.orc */

/* veloc.sco */
; Play Instrument #1 for 12 seconds.
i 1 0 12
e
/* veloc.sco */
```

See Also

aftouch, *ampmidi*, *cpsmidi*, *cpsmidib*, *midictrl*, *notnum*, *octmidi*, *octmidib*, *pchbend*, *pchmidi*, *pchmidib*

Credits

Author: Barry L. Vercoe - Mike Berry MIT - Mills May 1997

Example written by Kevin Conder.

19.723. vibes

vibes – Physical model related to the striking of a metal block.

Description

Audio output is a tone related to the striking of a metal block as found in a vibraphone. The method is a physical model developed from Perry Cook, but re-coded for Csound.

Syntax

ar **vibes** kamp, kfreq, ihrd, ipos, imp, kvibf, kvamp, ivibfn, idec

Initialization

ihrd – the hardness of the stick used in the strike. A range of 0 to 1 is used. 0.5 is a suitable value.

ipos – where the block is hit, in the range 0 to 1.

imp – a table of the strike impulses. The file *marmstk1.wav* is a suitable function from measurements and can be loaded with a *GEN01* table. It is also available at <ftp://ftp.cs.bath.ac.uk/pub/dream/documentation/sounds/modelling/>.

ivfn – shape of vibrato, usually a sine table, created by a function

idec – time before end of note when damping is introduced

idoubles (optional) – percentage of double strikes. Default is 40%.

itriples (optional) – percentage of triple strikes. Default is 20%.

Performance

kamp – Amplitude of note.

kfreq – Frequency of note played.

kvibf – frequency of vibrato in Hertz. Suggested range is 0 to 12

kvamp – amplitude of the vibrato

Examples

Here is an example of the *vibes* opcode. It uses the files *vibes.orc*, *vibes.sco*, and *marmstk1.wav*.

Example 1. Example of the *vibes* opcode.

```
/* vibes.orc */
; Initialize the global variables.
sr = 22050
kr = 2205
ksmps = 10
nchnls = 1

; Instrument #1.
instr 1
; kamp = 20000
; kfreq = 440
; ihrd = 0.5
; ipos = 0.561
; imp = 1
; kvibf = 6.0
; kvamp = 0.05
; ivibfn = 2
; idec = 0.1

a1 vibes 20000, 440, 0.5, 0.561, 1, 6.0, 0.05, 2, 0.1

out a1
endin
/* vibes.orc */
```

```
/* vibes.sco */
; Table #1, the "marmstk1.wav" audio file.
f 1 0 256 1 "marmstk1.wav" 0 0 0
; Table #2, a sine wave for the vibrato.
f 2 0 128 10 1
```

```
; Play Instrument #1 for four seconds.
i 1 0 4
e
/* vibes.sco */
```

See Also

marimba

Credits

Author: John fitch (after Perry Cook) University of Bath, Codemist Ltd. Bath, UK
New in Csound version 3.47

19.724. vibr

vibr – Easier-to-use user-controllable vibrato.

Description

Easier-to-use user-controllable vibrato.

Syntax

kout **vibr** kAverageAmp, kAverageFreq, ifn

Initialization

ifn – Number of vibrato table. It normally contains a sine or a triangle wave.

Performance

kAverageAmp – Average amplitude value of vibrato

kAverageFreq – Average frequency value of vibrato (in cps)

vibr is an easier-to-use version of *vibrato*. It has the same generation-engine of *vibrato*, but the parameters corresponding to missing input arguments are hard-coded to default values.

Examples

Here is an example of the vibr opcode. It uses the files *vibr.orc* and *vibr.sco*.

Example 1. Example of the vibr opcode.

```
/* vibr.orc */
; Initialize the global variables.
sr = 44100
kr = 4410
ksmps = 10
nchnls = 1

; Instrument #1.
instr 1
```

19. Orchestra Opcodes and Operators

```
; Create a vibrato waveform.
kaverageamp init 7500
kaveragefreq init 5
ifn = 1
kvamp vibr kaverageamp, kaveragefreq, ifn

; Generate a tone including the vibrato.
a1 oscili 10000+kvamp, 440, 2

out a1
endin
/* vibr.orc */
```

```
/* vibr.sco */
; Table #1, a sine wave for the vibrato.
f 1 0 256 10 1
; Table #1, a sine wave for the oscillator.
f 2 0 16384 10 1

; Play Instrument #1 for 2 seconds.
i 1 0 2
e
/* vibr.sco */
```

See Also

jitter , *jitter2* , *vibrato*

Credits

Author: Gabriel Maldonado

Example written by Kevin Conder.

New in Version 4.15

19.725. vibrato

vibrato – Generates a natural-sounding user-controllable vibrato.

Description

Generates a natural-sounding user-controllable vibrato.

Syntax

kout **vibrato** kAverageAmp, kAverageFreq, kRandAmountAmp, kRandAmountFreq, kAmpMinRate, kAmpMaxRate, kcpsMinRate, kcpsMaxRate, ifn [, iphs]

Initialization

ifn – Number of vibrato table. It normally contains a sine or a triangle wave.

iphs – (optional) Initial phase of table, expressed as a fraction of a cycle (0 to 1). A negative value will cause phase initialization to be skipped. The default value is 0.

Performance

kAverageAmp – Average amplitude value of vibrato

kAverageFreq – Average frequency value of vibrato (in cps)

kRandAmountAmp – Amount of random amplitude deviation

kRandAmountFreq – Amount of random frequency deviation

kAmpMinRate – Minimum frequency of random amplitude deviation segments (in cps)

kAmpMaxRate – Maximum frequency of random amplitude deviation segments (in cps)

kcpsMinRate – Minimum frequency of random frequency deviation segments (in cps)

kcpsMaxRate – Maximum frequency of random frequency deviation segments (in cps)

vibrato outputs a natural-sounding user-controllable vibrato. The concept is to randomly vary both frequency and amplitude of the oscillator generating the vibrato, in order to simulate the irregularities of a real vibrato.

In order to have a total control of these random variations, several input arguments are present. Random variations are obtained by two separated segmented lines, the first controlling amplitude deviations, the second the frequency deviations. Average duration of each segment of each line can be shortened or enlarged by the arguments *kAmpMinRate*, *kAmpMaxRate*, *kcpsMinRate*, *kcpsMaxRate*, and the deviation from the average amplitude and frequency values can be independently adjusted by means of *kRandAmountAmp* and *kRandAmountFreq*.

Examples

Here is an example of the vibrato opcode. It uses the files *vibrato.orc* and *vibrato.sco*.

Example 1. Example of the vibrato opcode.

```
/* vibrato.orc */
; Initialize the global variables.
sr = 44100
kr = 4410
ksmps = 10
nchnls = 1

; Instrument #1.
instr 1
; Create a vibrato waveform.
kaverageamp init 2500
kaveragefreq init 6
krandamountamp init 0.3
krandamountfreq init 0.5
kampminrate init 3
kampmaxrate init 5
kcpsminrate init 3
kcpsmaxrate init 5
ifn = 1
kvamp vibrato kaverageamp, kaveragefreq, krandamountamp, \
             krandamountfreq, kampminrate, kampmaxrate, \
             kcpsminrate, kcpsmaxrate, ifn

; Generate a tone including the vibrato.
a1 oscili 10000+kvamp, 440, 2

out a1
endin
/* vibrato.orc */
```

```
/* vibrato.sco */
; Table #1, a sine wave for the vibrato.
f 1 0 256 10 1
; Table #1, a sine wave for the oscillator.
f 2 0 16384 10 1

; Play Instrument #1 for 2 seconds.
i 1 0 2
```

```
e  
/* vibrato.sco */
```

See Also

jitter , *jitter2* , *vibr*

Credits

Author: Gabriel Maldonado

Example written by Kevin Conder.

New in Version 4.15

19.726. vincr

vincr – Accumulates audio signals.

Description

vincr increments an audio variable of another signal, i.e. accumulates output.

Syntax

vincr *asig*, *aincr*

Performance

asig – audio variable to be incremented

aincr – incrementing signal

vincr (variable increment) and *clear* are intended to be used together. *vincr* stores the result of the sum of two audio variables into the first variable itself (which is intended to be used as an accumulator in polyphony). The accumulator variable can be used for output signal by means of *fout* opcode. After the disk writing operation, the accumulator variable should be set to zero by means of *clear* opcode (or it will explode).

Examples

See the *fout* opcode for an example.

See Also

clear

Credits

Author: Gabriel Maldonado Italy 1999
New in Csound version 3.56

19.727. vlowres

vlowres – A bank of filters in which the cutoff frequency can be separated under user control.

Description

A bank of filters in which the cutoff frequency can be separated under user control

Syntax

ar **vlowres** asig, kfco, kres, iord, ksep

Initialization

iord – total number of filters (1 to 10)

Performance

asig – input signal

kfco – frequency cutoff (not in Hz)

ksep – frequency cutoff separation for each filter

vlowres (variable resonant lowpass filter) allows a variable response curve in resonant filters. It can be thought of as a bank of lowpass resonant filters, each with the same resonance, serially connected. The frequency cutoff of each filter can vary with the *kfco* and *ksep* parameters.

Examples

Here is an example of the vlowres opcode. It uses the files *vlowres.orc*, *vlowres.sco*, and *beats.wav*.

Example 1. Example of the vlowres opcode.

```
/* vlowres.orc */
; Initialize the global variables.
sr = 44100
kr = 4410
ksmps = 10
nchnls = 1

; Instrument #1.
instr 1
; Use a nice sawtooth waveform.
asig vco 32000, 220, 1

; Vary the cutoff frequency from 30 to 300 Hz.
kfco line 30, p3, 300
kres = 25
iord = 2
ksep = 20

; Apply the filters.
```

19. Orchestra Opcodes and Operators

```
avlr vlowres asig, kfco, kres, iord, ksep
; It gets loud, so clip the output amplitude to 30,000.
a1 clip avlr, 1, 30000
out a1
endin
/* vlowres.orc */
```

```
/* vlowres.sco */
; Table #1, a sine wave.
f 1 0 16384 10 1
; Play Instrument #1 for two seconds.
i 1 0 2
e
/* vlowres.sco */
```

Credits

Author: Gabriel Maldonado Italy

Example written by Kevin Conder.

New in Csound version 3.49

19.728. voice

voice – An emulation of a human voice.

Description

An emulation of a human voice.

Syntax

ar **voice** kamp, kfreq, kphoneme, kform, kvibf, kvamp, ifn, ivfn

Initialization

ifn , *ivfn* – two table numbers containing the carrier waveform and the vibrato waveform. The files *impuls20.aiff* , *ahh.aiff* , *eee.aiff* , or *ooo.aiff* are suitable for the first of these, and a sine wave for the second. These files are available from <ftp://ftp.cs.bath.ac.uk/pub/dream/documentation/sounds/modelling/> .

Performance

kamp – Amplitude of note.

kfreq – Frequency of note played. It can be varied in performance.

kphoneme – an integer in the range 0 to 16, which select the formants for the sounds:

- “eee”, “ihh”, “ehh”, “aaa”,
- “ahh”, “aww”, “ohh”, “uhh”,
- “uuu”, “ooo”, “rrr”, “lll”,

- “mmm”, “nnn”, “nng”, “ngg”.

At present the phonemes

- “fff”, “sss”, “thh”, “shh”,
- “xxx”, “hee”, “hoo”, “hah”,
- “bbb”, “ddd”, “jjj”, “ggg”,
- “vvv”, “zzz”, “thz”, “zhh”

are not available (!)

kform – Gain on the phoneme. values 0.0 to 1.2 recommended.

kvibf – frequency of vibrato in Hertz. Suggested range is 0 to 12

kvamp – amplitude of the vibrato

Examples

Here is an example of the voice opcode. It uses the files *voice.orc* , *voice.sco* , and *impuls20.aiff* .

Example 1. Example of the voice opcode.

```
/* voice.orc */
; Initialize the global variables.
sr = 22050
kr = 2205
ksmps = 10
nchnls = 1

; Instrument #1.
instr 1
  kamp = 3
  kfreq = 0.8
  kphoneme = 6
  kform = 0.488
  kvibf = 0.04
  kvamp = 1
  ifn = 1
  ivfn = 2

  av voice kamp, kfreq, kphoneme, kform, kvibf, kvamp, ifn, ivfn

  ; It tends to get loud, so clip voice's amplitude at 30,000.
  a1 clip av, 2, 30000
  out a1
endin
/* voice.orc */

/* voice.sco */
; Table #1, an audio file for the carrier waveform.
f 1 0 256 1 "impuls20.aiff" 0 0 0
; Table #2, a sine wave for the vibrato waveform.
f 2 0 256 10 1

; Play Instrument #1 for a half-second.
i 1 0 0.5
e
/* voice.sco */
```

Credits

Author: John fitch (after Perry Cook) University of Bath, Codemist Ltd. Bath, UK

Example written by Kevin Conder.

New in Csound version 3.47

19.729. **vpvoc**

vpvoc – Implements signal reconstruction using an fft-based phase vocoder and an extra envelope.

Description

Implements signal reconstruction using an fft-based phase vocoder and an extra envelope.

Syntax

ar **vpvoc** *ktimpnt*, *kfmod*, *ifile* [, *ispecwp*] [, *ifn*]

Initialization

ifile – the pvoc number (n in pvoc.n) or the name in quotes of the analysis file made using pvanal. (See *pvoc* .)

ispecwp (optional, default=0) – if non-zero, attempts to preserve the spectral envelope while its frequency content is varied by *kfmod* . The default value is zero.

ifn (optional, default=0) – optional function table containing control information for **vpvoc**. If *ifn* = 0, control is derived internally from a previous *tableseg* or *tablexseg* unit. Default is 0. (New in Csound version 3.59)

Performance

ktimpnt – The passage of time, in seconds, through the analysis file. *ktimpnt* must always be positive, but can move forwards or backwards in time, be stationary or discontinuous, as a pointer into the analysis file.

kfmod – a control-rate transposition factor: a value of 1 incurs no transposition, 1.5 transposes up a perfect fifth, and .5 down an octave.

This implementation of *pvoc* was originally written by Dan Ellis. It is based in part on the system of Mark Dolson, but the pre-analysis concept is new. The spectral extraction and amplitude gating (new in Csound version 3.56) were added by Richard Karpen based on functions in SoundHack by Tom Erbe.

vpvoc is identical to *pvoc* except that it takes the result of a previous *tableseg* or *tablexseg* and uses the resulting function table (passed internally to the **vpvoc**), as an envelope over the magnitudes of the analysis data channels. Optionally, a table specified by *ifn* may be used.

The result is spectral enveloping. The function size used in the *tableseg* should be *framesize/2*, where *framesize* is the number of bins in the phase vocoder analysis file that is being used by the **vpvoc** . Each location in the table will be used to scale a single analysis bin. By using different functions for *ifn1* , *ifn2* , etc.. in the *tableseg* , the spectral envelope becomes a dynamically changing one. See also *tableseg* and *tablexseg* .

Examples

The following example, using **vpvoc** , shows the use of functions such as

```
f
1 0 256 5 .001 128 1 128 .001
f
2 0 256 5 1 128 .001 128 1
f
```

```
3 0 256 7 1 256 1
```

to scale the amplitudes of the separate analysis bins.

```

ktime  line
        0, p3,3 ; time pointer, in seconds, into file
        tablexseg
        1, p3*.5, 2, p3*.5, 3
apv    vpvoc
        ktime,1, "pvoc.file"

```

The result would be a time-varying “spectral envelope” applied to the phase vocoder analysis data. Since this amplifies or attenuates the amount of signal at the frequencies that are paired with the amplitudes which are scaled by these functions, it has the effect of applying very accurate filters to the signal. In this example the first table would have the effect of a band-pass filter, gradually be band-rejected over half the note’s duration, and then go towards no modification of the magnitudes over the second half.

See Also

pvoc

Credits

Authors: Dan Ellis and Richard Karpen Seattle, WA USA 1997

19.730. waveset

waveset – A simple time stretch by repeating cycles.

Description

A simple time stretch by repeating cycles.

Syntax

ar **waveset** ain, krep [, ilen]

Initialization

ilen (optional, default=0) – the length (in samples) of the audio signal. If *ilen* is set to 0, it defaults to half the given note length (*p3*).

Performance

ain – the input audio signal.

krep – the number of times the cycle is repeated.

The input is read and each complete cycle (two zero-crossings) is repeated *krep* times.

There is an internal buffer as the output is clearly slower than the input. Some care is taken if the buffer is too short, but there may be strange effects.

Examples

Here is an example of the waveset opcode. It uses the files *waveset.orc* , *waveset.sco* , and *beats.wav*

Example 1. Example of the waveset opcode.

```
/* waveset.orc */
; Initialize the global variables.
sr = 44100
kr = 4410
ksmps = 10
nchnls = 1

; Instrument #1 - play an audio file.
instr 1
  asig soundin "beats.wav"
  out asig
endin

; Instrument #2 - stretch the audio file with waveset.
instr 2
  asig soundin "beats.wav"
  a1 waveset asig, 2

  out a1
endin
/* waveset.orc */
```

```
/* waveset.sco */
; Play Instrument #1 for two seconds.
i 1 0 2
; Play Instrument #2 for four seconds.
i 2 3 4
e
/* waveset.sco */
```

Credits

Author: John fitch February 2001

Example written by Kevin Conder.

New in version 4.11

19.731. weibull

weibull – Weibull distribution random number generator (positive values only).

Description

Weibull distribution random number generator (positive values only). This is an x-class noise generator

Syntax

ar **weibull** ksigma, ktau

ir **weibull** ksigma, ktau

kr **weibull** ksigma, ktau

Performance

ksigma – scales the spread of the distribution.

ktau – if greater than one, numbers near *ksigma* are favored. If smaller than one, small values are favored. If *t* equals 1, the distribution is exponential. Outputs only positive numbers.

For more detailed explanation of these distributions, see:

1. C. Dodge - T.A. Jerse 1985. Computer music. Schirmer books. pp.265 - 286
2. D. Lorrain. A panoply of stochastic cannons. In C. Roads, ed. 1989. Music machine . Cambridge, Massachusetts: MIT press, pp. 351 - 379.

Examples

Here is an example of the weibull opcode. It uses the files *weibull.orc* and *weibull.sco* .

Example 1. Example of the weibull opcode.

```
/* weibull.orc */
; Initialize the global variables.
sr = 44100
kr = 4410
ksmps = 10
nchnls = 1

; Instrument #1.
instr 1
  ; Generate a random number in a Weibull distribution.
  ; ksigma = 1
  ; kttau = 1

  i1 weibull 1, 1

  print i1
endin
/* weibull.orc */
```

```
/* weibull.sco */
; Play Instrument #1 for one second.
i 1 0 1
e
/* weibull.sco */
```

Its output should include lines like this:

```
instr 1: i1 = 1.834
```

See Also

betarand , *bexprnd* , *cauchy* , *exprand* , *gauss* , *linrand* , *pcauchy* , *poisson* , *trirand* , *unirand*

Credits

Author: Paris Smaragdis MIT, Cambridge 1995

Example written by Kevin Conder.

19.732. wgbow

wgbow – Creates a tone similar to a bowed string.

Description

Audio output is a tone similar to a bowed string, using a physical model developed from Perry Cook, but re-coded for Csound.

Syntax

ar **wgbow** kamp, kfreq, kpres, krat, kvibf, kvamp, ifn [, iminfreq]

Initialization

ifn – table of shape of vibrato, usually a sine table, created by a function

iminfreq (optional) – lowest frequency at which the instrument will play. If it is omitted it is taken to be the same as the initial *kfreq* . If *iminfreq* is negative, initialization will be skipped.

Performance

A note is played on a string-like instrument, with the arguments as below.

kamp – amplitude of note.

kfreq – frequency of note played.

kpres – a parameter controlling the pressure of the bow on the string. Values should be about 3. The useful range is approximately 1 to 5.

krat – the position of the bow along the string. Usual playing is about 0.127236. The suggested range is 0.025 to 0.23.

kvibf – frequency of vibrato in Hertz. Suggested range is 0 to 12

kvamp – amplitude of the vibrato

Examples

Here is an example of the wgbow opcode. It uses the files *wgbow.orc* and *wgbow.sco* .

Example 1. Example of the wgbow opcode.

```
/* wgbow.orc */
; Initialize the global variables.
sr = 44100
kr = 4410
ksmps = 10
nchnls = 1

; Instrument #1.
instr 1
  kamp = 31129.60
  kfreq = 440
  kpres = 3.0
  krat = 0.127236
  kvibf = 6.12723
  ifn = 1

  ; Create an amplitude envelope for the vibrato.
  kv linseg 0, 0.5, 0, 1, 1, p3-0.5, 1
  kvamp = kv * 0.01

  a1 wgbow kamp, kfreq, kpres, krat, kvibf, kvamp, ifn
  out a1
endin
/* wgbow.orc */
```

```

/* wgbow.sco */
; Table #1, a sine wave.
f 1 0 128 10 1

; Play Instrument #1 for two seconds.
i 1 0 2
e
/* wgbow.sco */

```

Credits

Author: John fitch (after Perry Cook) University of Bath, Codemist Ltd. Bath, UK
 New in Csound version 3.47

19.733. *wgbowedbar*

wgbowedbar – A physical model of a bowed bar.

Description

A physical model of a bowed bar, belonging to the Perry Cook family of waveguide instruments.

Syntax

ar **wgbowedbar** *kamp*, *kfreq*, *kpos*, *kbowpres*, *kgain* [, *iconst*] [, *itvel*] [, *ibowpos*] [, *ilow*]

Initialization

iconst (optional, default=0) – an integration constant. Default is zero.

itvel (optional, default=0) – either 0 or 1. When *ktvel* = 0, the bow velocity follows an ADSR style trajectory. When *ktvel* = 1, the value of the bow velocity decays in an exponentially.

ibowpos (optional, default=0) – the position on the bow, which affects the bow velocity trajectory.

ilow (optional, default=0) – lowest frequency required

Performance

kamp – amplitude of signal

kfreq – frequency of signal

kpos – position of the bow on the bar, in the range 0 to 1

kbowpres – pressure of the bow (as in *wgbowed*)

kgain – gain of filter. A value of about 0.809 is suggested.

Examples

Here is an example of the *wgbowedbar* opcode. It uses the files *wgbowedbar.orc* and *wgbowedbar.sco*.

Example 1. Example of the *wgbowedbar* opcode.

19. Orchestra Opcodes and Operators

```
/* wgbowedbar.orc */
; Initialize the global variables.
sr = 44100
kr = 4410
ksmps = 10
nchnls = 1

instr 1
; pos = [0, 1]
; bowpress = [1, 10]
; gain = [0.8, 1]
; intr = [0,1]
; trackvel = [0, 1]
; bowpos = [0, 1]

kb line 0.5, p3, 0.1
kp line 0.6, p3, 0.7
kc line 1, p3, 1

a1 wgbowedbar p4, cpspch(p5), kb, kp, 0.995, p6, 0

out a1
endin
/* wgbowedbar.orc */

/* wgbowedbar.sco */
i1 0 3 32000 7.00 0
e
/* wgbowedbar.sco */
```

Credits

Author: John ffitch (after Perry Cook) University of Bath, Codemist Ltd. Bath, UK
New in Csound version 4.07

19.734. wgbass

wgbass – Creates a tone related to a brass instrument.

Description

Audio output is a tone related to a brass instrument, using a physical model developed from Perry Cook, but re-coded for Csound.

Syntax

ar **wgbass** kamp, kfreq, ktens, iatt, kvibf, kvamp, ifn [, iminfreq]

Initialization

iatt – time taken to reach full pressure

ifn – table of shape of vibrato, usually a sine table, created by a function

iminfreq – lowest frequency at which the instrument will play. If it is omitted it is taken to be the same as the initial *kfreq* . If *iminfreq* is negative, initialization will be skipped.

Performance

A note is played on a brass-like instrument, with the arguments as below.

kamp – Amplitude of note.

kfreq – Frequency of note played.

ktens – lip tension of the player. Suggested value is about 0.4

kvibf – frequency of vibrato in Hertz. Suggested range is 0 to 12

kvamp – amplitude of the vibrato

Warning

NOTE

This is rather poor, and at present uncontrolled. Needs revision, and possibly more parameters.

Examples

Here is an example of the wgb Brass opcode. It uses the files *wgb Brass.orc* and *wgb Brass.sco*.

Example 1. Example of the wgb Brass opcode.

```
/* wgb Brass.orc */
; Initialize the global variables.
sr = 44100
kr = 4410
ksmps = 10
nchnls = 1

; Instrument #1.
instr 1
  kamp = 31129.60
  kfreq = 440
  ktens = 0.4
  iatt = 0.1
  kvibf = 6.137
  ifn = 1

  ; Create an amplitude envelope for the vibrato.
  kvamp line 0, p3, 0.5

  a1 wgb Brass kamp, kfreq, ktens, iatt, kvibf, kvamp, ifn
  out a1
endin
/* wgb Brass.orc */
```

```
/* wgb Brass.sco */
; Table #1, a sine wave.
f 1 0 128 10 1

; Play Instrument #1 for one second.
i 1 0 1
e
/* wgb Brass.sco */
```

Credits

Author: John fitch (after Perry Cook) University of Bath, Codemist Ltd. Bath, UK
New in Csound version 3.47

19.735. wgclar

wgclar – Creates a tone similar to a clarinet.

Description

Audio output is a tone similar to a clarinet, using a physical model developed from Perry Cook, but re-coded for Csound.

Syntax

ar **wgclar** *kamp*, *kfreq*, *kstiff*, *iatt*, *idetk*, *kngain*, *kvibf*, *kvamp*, *ifn* [, *iminfreq*]

Initialization

iatt – time in seconds to reach full blowing pressure. 0.1 seems to correspond to reasonable playing. A longer time gives a definite initial wind sound.

idetk – time in seconds taken to stop blowing. 0.1 is a smooth ending

ifn – table of shape of vibrato, usually a sine table, created by a function

iminfreq (optional) – lowest frequency at which the instrument will play. If it is omitted it is taken to be the same as the initial *kfreq* . If *iminfreq* is negative, initialization will be skipped.

Performance

A note is played on a clarinet-like instrument, with the arguments as below.

kamp – Amplitude of note.

kfreq – Frequency of note played.

kstiff – a stiffness parameter for the reed. Values should be negative, and about -0.3. The useful range is approximately -0.44 to -0.18.

kngain – amplitude of the noise component, about 0 to 0.5

kvibf – frequency of vibrato in Hertz. Suggested range is 0 to 12

kvamp – amplitude of the vibrato

Examples

Here is an example of the *wgclar* opcode. It uses the files *wgclar.orc* and *wgclar.sco* .

Example 1. Example of the *wgclar* opcode.

```
/* wgclar.orc */
; Initialize the global variables.
sr = 44100
kr = 4410
ksmps = 10
nchnls = 1

; Instrument #1.
instr 1
  kamp init 31129.60
  kfreq = 440
  kstiff = -0.3
  iatt = 0.1
  idetk = 0.1
  kngain = 0.2
  kvibf = 5.735
  kvamp = 0.1
  ifn = 1

  a1 wgclar kamp, kfreq, kstiff, iatt, idetk, kngain, kvibf, kvamp, ifn

  out a1
endin
/* wgclar.orc */
```

```
/* wgclar.sco */
; Table #1, a sine wave.
f 1 0 16384 10 1

; Play Instrument #1 for one second.
```

```
i 1 0 1
e
/* wgclar.sco */
```

Credits

Author: John fitch (after Perry Cook) University of Bath, Codemist Ltd. Bath, UK
New in Csound version 3.47

19.736. *wgflute*

wgflute – Creates a tone similar to a flute.

Description

Audio output is a tone similar to a flute, using a physical model developed from Perry Cook, but re-coded for Csound.

Syntax

ar **wgflute** *kamp*, *kfreq*, *kjet*, *iatt*, *idetk*, *kngain*, *kvibf*, *kvamp*, *ifn* [, *iminfreq*] [, *ijetrf*] [, *iendrf*]

Initialization

iatt – time in seconds to reach full blowing pressure. 0.1 seems to correspond to reasonable playing.

idetk – time in seconds taken to stop blowing. 0.1 is a smooth ending

ifn – table of shape of vibrato, usually a sine table, created by a function

iminfreq (optional) – lowest frequency at which the instrument will play. If it is omitted it is taken to be the same as the initial *kfreq*. If *iminfreq* is negative, initialization will be skipped.

ijetrf (optional, default=0.5) – amount of reflection in the breath jet that powers the flute. Default value is 0.5.

iendrf (optional, default=0.5) – reflection coefficient of the breath jet. Default value is 0.5. Both *ijetrf* and *iendrf* are used in the calculation of the pressure differential.

Performance

kamp – Amplitude of note.

kfreq – Frequency of note played. While it can be varied in performance, I have not tried it.

kjet – a parameter controlling the air jet. Values should be positive, and about 0.3. The useful range is approximately 0.08 to 0.56.

kngain – amplitude of the noise component, about 0 to 0.5

kvibf – frequency of vibrato in Hertz. Suggested range is 0 to 12

kvamp – amplitude of the vibrato

Examples

Here is an example of the `wgflute` opcode. It uses the files `wgflute.orc` and `wgflute.sco`.

Example 1. Example of the `wgflute` opcode.

```
/* wgflute.orc */
; Initialize the global variables.
sr = 44100
kr = 4410
ksmps = 10
nchnls = 1

; Instrument #1.
instr 1
  kamp = 31129.60
  kfreq = 440
  kjet = 0.32
  iatt = 0.1
  idetk = 0.1
  kngain = 0.15
  kvibf = 5.925
  kvamp = 0.05
  ifn = 1

  a1 wgflute kamp, kfreq, kjet, iatt, idetk, kngain, kvibf, kvamp, ifn
  out a1
endin
/* wgflute.orc */

/* wgflute.sco */
; Table #1, a sine wave.
f 1 0 16384 10 1

; Play Instrument #1 for two seconds.
i 1 0 2
e
/* wgflute.sco */
```

Credits

Author: John ffitc (after Perry Cook) University of Bath, Codemist Ltd. Bath, UK
New in Csound version 3.47

19.737. `wgpluck`

`wgpluck` – A high fidelity simulation of a plucked string.

Description

A high fidelity simulation of a plucked string, using interpolating delay-lines.

Syntax

ar `wgpluck` *icps*, *iamp*, *kpick*, *iplk*, *idamp*, *ifilt*, *axcite*

Initialization

icps – frequency of plucked string

iamp – amplitude of string pluck

iplk – point along the string, where it is plucked, in the range of 0 to 1. 0 = no pluck

idamp – damping of the note. This controls the overall decay of the string. The greater the value of *idamp*, the faster the decay. Negative values will cause an increase in output over time.

ifilt – control the attenuation of the filter at the bridge. Higher values cause the higher harmonics to decay faster.

Performance

kpick – proportion of the way along the point to sample the output.

axcite – a signal which excites the string.

A string of frequency *icps* is plucked with amplitude *iamp* at point *iplk*. The decay of the virtual string is controlled by *idamp* and *ifilt* which simulate the bridge. The oscillation is sampled at the point *kpick*, and excited by the signal *axcite*.

Examples

The following example produces a moderately long note with rapidly decaying upper partials. It uses the files *wgpluck.orc* and *wgpluck.sco*.

Example 1. An example of the *wgpluck* opcode.

```
/* wgpluck.orc */
; Initialize the global variables.
sr = 44100
kr = 4410
ksmps = 10
nchnls = 1

; Instrument #1.
instr 1
  icps = 220
  iamp = 20000
  kpick = 0.5
  iplk = 0
  idamp = 10
  ifilt = 1000

  axcite oscil 1, 1, 1
  apluck wgpluck icps, iamp, kpick, iplk, idamp, ifilt, axcite

  out apluck
endin
/* wgpluck.orc */
```

```
/* wgpluck.sco */
; Table #1, a sine wave.
f 1 0 16384 10 1

; Play Instrument #1 for two seconds.
i 1 0 2
e
/* wgpluck.sco */
```

The following example produces a shorter, brighter note. It uses the files *wgpluck_brighter.orc* and *wgpluck_brighter.sco*.

Example 2. An example of the *wgpluck* opcode with a shorter, brighter note.

```
/* wgpluck_brighter.orc */
; Initialize the global variables.
sr = 44100
kr = 4410
ksmps = 10
nchnls = 1

; Instrument #1.
instr 1
  icps = 220
  iamp = 20000
  kpick = 0.5
```

```
iplk = 0
idamp = 30
ifilt = 10

axcite oscil 1, 1, 1
apluck wpluck icps, iamp, kpick, iplk, idamp, ifilt, axcite

out apluck
endin
/* wpluck_brighter.orc */

/* wpluck_brighter.sco */
; Table #1, a sine wave.
f 1 0 16384 10 1

; Play Instrument #1 for two seconds.
i 1 0 2
e
/* wpluck_brighter.sco */
```

19.738. wpluck2

wpluck2 – Physical model of the plucked string.

Description

wpluck2 is an implementation of the physical model of the plucked string, with control over the pluck point, the pickup point and the filter. Based on the Karplus-Strong algorithm.

Syntax

ar **wpluck2** iplk, kamp, icps, kpick, krefl

Initialization

iplk – The point of pluck is *iplk*, which is a fraction of the way up the string (0 to 1). A pluck point of zero means no initial pluck.

icps – The string plays at *icps* pitch.

Performance

kamp – Amplitude of note.

kpick – Proportion of the way along the string to sample the output.

krefl – the coefficient of reflection, indicating the lossiness and the rate of decay. It must be strictly between 0 and 1 (it will complain about both 0 and 1).

Examples

Here is an example of the wpluck2 opcode. It uses the files *wpluck2.orc* and *wpluck2.sco*.

Example 1. Example of the wpluck2 opcode.

```
/* wpluck2.orc */
; Initialize the global variables.
sr = 44100
kr = 4410
ksmps = 10
```

```

nchnls = 1
; Instrument #1.
instr 1
  iplk = 0.75
  kamp = 30000
  icps = 220
  kpick = 0.75
  krefl = 0.5

  apluck wGPLUCK2 iplk, kamp, icps, kpick, krefl

  out apluck
endin
/* wGPLUCK2.orc */

```

```

/* wGPLUCK2.sco */
; Play Instrument #1 for two seconds.
i 1 0 2
e
/* wGPLUCK2.sco */

```

See Also

repluck

Credits

Author: John fitch (after Perry Cook) University of Bath, Codemist Ltd. Bath, UK
 New in Csound version 3.47

19.739. *wguide1*

wguide1 – A simple waveguide model consisting of one delay-line and one first-order lowpass filter.

Description

A simple waveguide model consisting of one delay-line and one first-order lowpass filter.

Syntax

ar **wguide1** asig, xfreq, kcutoff, kfeedback

Performance

asig – the input of excitation noise.

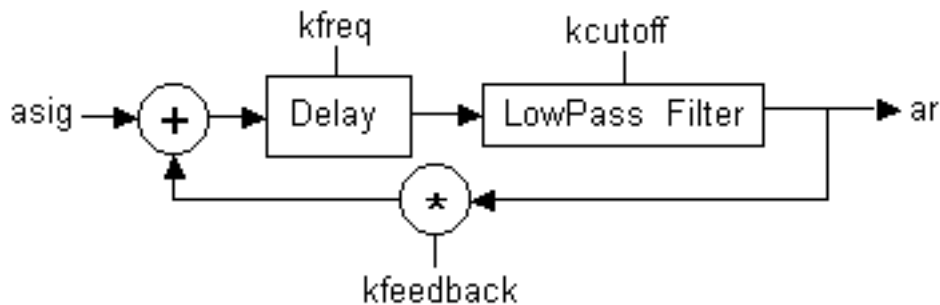
xfreq – the frequency (i.e. the inverse of delay time) Changed to x-rate in Csound version 3.59.

kcutoff – the filter cutoff frequency in Hz.

kfeedback – the feedback factor.

wguide1 is the most elemental waveguide model, consisting of one delay-line and one first-order lowpass filter.

Implementing waveguide algorithms as opcodes, instead of orc instruments, allows the user to set *kr* different than *sr*, allowing better performance particularly when using real-time.



wguide1.

Examples

Here is an example of the wguide1 opcode. It uses the files *wguide1.orc* and *wguide1.sco*.

Example 1. Example of the wguide1 opcode.

```
/* wguide1.orc */
; Initialize the global variables.
sr = 44100
kr = 4410
ksmps = 10
nchnls = 1

; Instrument #1 - a simple noise waveform.
instr 1
; Generate some noise.
asig noise 20000, 0.5

out asig
endin

; Instrument #2 - a waveguide example.
instr 2
; Generate some noise.
asig noise 20000, 0.5

; Run it through a wave-guide model.
kfreq init 200
kcutoff init 3000
kfeedback init 0.8
awg1 wguide1 asig, kfreq, kcutoff, kfeedback

out awg1
endin
/* wguide1.orc */
```

```
/* wguide1.sco */
; Play Instrument #1 for 2 seconds.
i 1 0 2
; Play Instrument #2 for 2 seconds.
i 2 2 2
e
/* wguide1.sco */
```

See Also

wguide2

Credits

Author: Gabriel Maldonado Italy October 1998

Example written by Kevin Conder.

New in Csound version 3.49

19.740. *wguide2*

wguide2 – A model of beaten plate consisting of two parallel delay-lines and two first-order lowpass filters.

Description

A model of beaten plate consisting of two parallel delay-lines and two first-order lowpass filters.

Syntax

ar **wguide2** asig, xfreq1, xfreq2, kcutoff1, kcutoff2, kfeedback1, kfeedback2

Performance

asig – the input of excitation noise

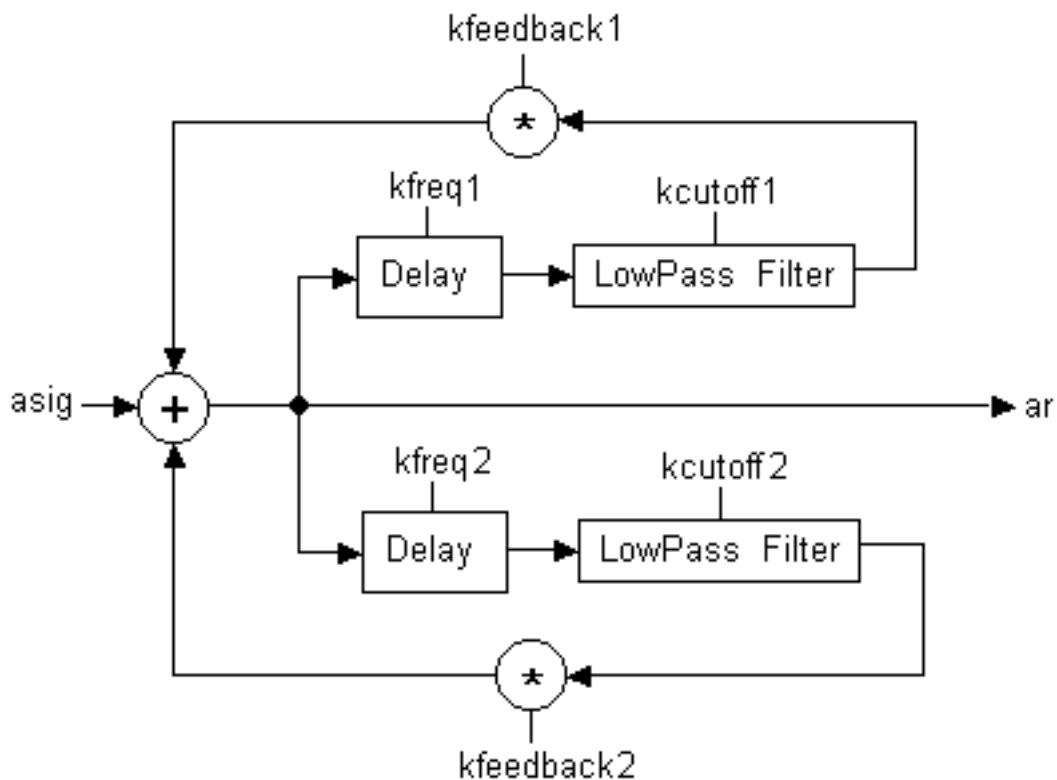
xfreq1, *xfreq2* – the frequency (i.e. the inverse of delay time) Changed to x-rate in Csound version 3.59.

kcutoff1, *kcutoff2* – the filter cutoff frequency in Hz.

kfeedback1, *kfeedback2* – the feedback factor

wguide2 is a model of beaten plate consisting of two parallel delay-lines and two first-order lowpass filters. The two feedback lines are mixed and sent to the delay again each cycle.

Implementing waveguide algorithms as opcodes, instead of orc instruments, allows the user to set *kr* different than *sr* , allowing better performance particularly when using real-time.



wguide2.

See Also

wguide1

Credits

Author: Gabriel Maldonado Italy October 1998

New in Csound version 3.49

19.741. wrap

wrap – Wraps-around the signal that exceeds the low and high thresholds.

Description

Wraps-around the signal that exceeds the low and high thresholds.

Syntax

ar **wrap** asig, klow, khigh

ir **wrap** isig, ilow, ihigh

kr **wrap** ksig, klow, khigh

Initialization

isig – input signal

ilow – low threshold

ihigh – high threshold

Performance

xsig – input signal

klow – low threshold

khigh – high threshold

wrap wraps-around the signal that exceeds the low and high thresholds.

This opcode is useful in several situations, such as table indexing or for clipping and modeling a-rate, i-rate or k-rate signals. *wrap* is also useful for wrap-around of table data when the maximum index is not a power of two (see *table* and *tablei*). Another use of *wrap* is in cyclical event repeating, with arbitrary cycle length.

See Also

limit , *mirror*

Credits

Author: Gabriel Maldonado Italy

New in Csound version 3.49

19.742. *wterrain*

wterrain – A simple wave-terrain synthesis opcode.

Description

A simple wave-terrain synthesis opcode.

Syntax

aout **wterrain** kamp, kpch, k_xcenter, k_ycenter, k_xradius, k_yradius, itabx, itaby

Initialization

itabx, *itaby* – The two tables that define the terrain.

Performance

The output is the result of drawing an ellipse with axes $k_xradius$ and $k_yradius$ centered at $(k_xcenter, k_ycenter)$, and traversing it at frequency $kpch$.

Examples

Here is an example of the `wterrain` opcode. It uses the files `wterrain.orc` and `wterrain.sco`.

Example 1. Example of the `wterrain` opcode.

```
/* wterrain.orc */
; Initialize the global variables.
sr = 44100
kr = 4410
ksmps = 10
nchnls = 1

instr 1
kdclk   linseg 0, 0.01, 1, p3-0.02, 1, 0.01, 0
kcx     line   0.1, p3, 1.9
krx     linseg 0.1, p3/2, 0.5, p3/2, 0.1
kpch    line   cpspch(p4), p3, p5 * cpspch(p4)
a1      wterrain 10000, kpch, kcx, kcx, -krx, krx, p6, p7
a1      dcblock a1
        out    a1*kdclk
endin
/* wterrain.orc */
```

```
/* wterrain.sco */
f1      0      8192    10      1 0 0.33 0 0.2 0 0.14 0 0.11
f2      0      4096    10      1
i1      0      4       7.00 1 1 1
i1      4      4       6.07 1 1 2
i1      8      8       6.00 1 2 2
e
/* wterrain.sco */
```

Credits

Author: Matthew Gillard New in version 4.19

19.743. `xadsr`

`xadsr` – Calculates the classical ADSR envelope.

Description

Calculates the classical ADSR envelope

Syntax

ar `xadsr` *iatt*, *idec*, *islev*, *irel* [, *idel*]

kr `xadsr` *iatt*, *idec*, *islev*, *irel* [, *idel*]

Initialization

iatt – duration of attack phase

idec – duration of decay

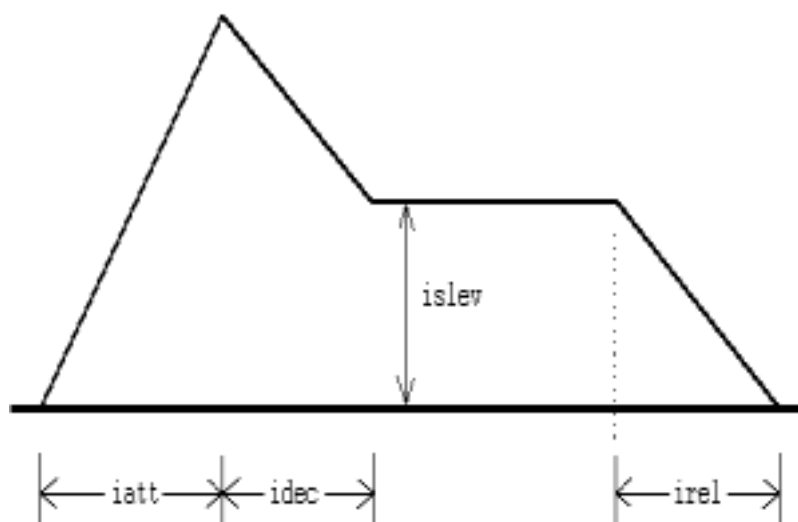
islev – level for sustain phase

irel – duration of release phase

idel – period of zero before the envelope starts

Performance

The envelope is the range 0 to 1 and may need to be scaled further. The envelope may be described as:



Picture of an ADSR envelope.

The length of the sustain is calculated from the length of the note. This means *adsr* is not suitable for use with MIDI events. The opcode *xadsr* is identical to *adsr* except it uses exponential, rather than linear, line segments.

xadsr is new in Csound version 3.51.

See Also

adsr , *madsr* , *mxadsr*

19.744. *xin*

xin – Passes variables from a user-defined opcode block,

Description

The *xin* and *xout* opcodes copy variables to and from the opcode definition, allowing communication with the calling instrument.

The types of input and output variables are defined by the parameters *intypes* and *outtypes* .

Notes

xin and *xout* should be called only once, and *xin* should precede *xout* , otherwise an init error and deact

Syntax

```
xinarg1 [, xinarg2] ... [xinargN] xin
```

Performance

xinarg1 , *xinarg2* , ... - input arguments. The number and type of variables must agree with the user-defined opcode's *intypes* declaration. However, *xin* does not check for incorrect use of init-time and control-rate variables.

The syntax of a user-defined opcode block is as follows:

```
opcode name, outtypes, intypes  
xinarg1 [, xinarg2] [, xinarg3] ... [xinargN] xin  
setksmps iksmps  
  
... the rest of the instrument's code.  
xout xoutarg1 [, xoutarg2] [, xoutarg3] ... [xoutargN]  
endop
```

The new opcode can then be used with the usual syntax:

```
[xinarg1] [, xinarg2] ... [xinargN] name [xoutarg1] [, xoutarg2] ... [xoutargN] [, iksmps]
```

Examples

See the example for the *opcode* opcode.

See Also

endop , *opcode* , *setksmps* , *xout*

Credits

Author: Istvan Varga, 2002; based on code by Matt J. Ingalls

New in version 4.22

19.745. **xout**

xout – Retrieves variables from a user-defined opcode block,

Description

The *xin* and *xout* opcodes copy variables to and from the opcode definition, allowing communication with the calling instrument.

The types of input and output variables are defined by the parameters *intypes* and *outtypes* .

Notes

xin and *xout* should be called only once, and *xin* should precede *xout* , otherwise an init error and deactivation

Syntax

```
xout xoutarg1 [, xoutarg2] ... [, xoutargN]
```

Performance

xoutarg1 , *xoutarg2* , ... - output arguments. The number and type of variables must agree with the user-defined opcode's *outtypes* declaration. However, *xout* does not check for incorrect use of init-time and control-rate variables.

The syntax of a user-defined opcode block is as follows:

```
opcode name, outtypes, intypes
xinarg1 [, xinarg2] [, xinarg3] ... [xinargN] xin
setksmps iksmps
```

... the rest of the instrument's code.

```
xout xoutarg1 [, xoutarg2] [, xoutarg3] ... [xoutargN]
endop
```

The new opcode can then be used with the usual syntax:

```
[xinarg1] [, xinarg2] ... [xinargN] name [xoutarg1] [, xoutarg2] ... [xoutargN] [, iksmps]
```

Examples

See the example for the *opcode* opcode.

See Also

endop , *opcode* , *setksmps* , *xin*

Credits

Author: Istvan Varga, 2002; based on code by Matt J. Ingalls

New in version 4.22

19.746. *xscanmap*

xscanmap – Allows the position and velocity of a node in a scanned process to be read.

Description

Allows the position and velocity of a node in a scanned process to be read.

Syntax

```
kpos, kvel xscanmap iscan, kamp, kvamp [, iwhich]
```

Initialization

iscan – which scan process to read

iwhich (optional) – which node to sense. The default is 0.

Performance

kamp – amount to amplify the *kpos* value.

kvamp – amount to amplify the *kvel* value.

The internal state of a node is read. This includes its position and velocity. They are amplified by the *kamp* and *kvamp* values.

Credits

Author: John fitch

New in version 4.20

19.747. xscans

xscans – Fast scanned synthesis waveform and the wavetable generator.

Description

Experimental version of *scans* . Allows much larger matrices and is faster and smaller but removes some (unused?) flexibility. If liked, it will replace the older opcode as it is syntax compatible but extended.

Syntax

ar **xscans** kamp, kfreq, ifntraj, id [, iorder]

Initialization

ifntraj – table containing the scanning trajectory. This is a series of numbers that contains addresses of masses. The order of these addresses is used as the scan path. It should not contain values greater than the number of masses, or negative numbers. See the *introduction to the scanned synthesis section* .

id – If positive, the ID of the opcode. This will be used to point the scanning opcode to the proper waveform maker. If this value is negative, the absolute of this value is the wavetable on which to write the waveshape. That wavetable can be used later from an other opcode to generate sound. The initial contents of this table will be destroyed.

iorder (optional, default=0) – order of interpolation used internally. It can take any value in the range 1 to 4, and defaults to 4, which is quartic interpolation. The setting of 2 is quadratic and 1 is linear. The higher numbers are slower, but not necessarily better.

Performance

kamp – output amplitude. Note that the resulting amplitude is also dependent on instantaneous value in the wavetable. This number is effectively the scaling factor of the wavetable.

kfreq – frequency of the scan rate

Matrix Format

The new matrix format is a list of connections, one per line linking point x to point y. There is no weight given to the link; it is assumed to be unity. The list is preceded by the line `<MATRIX>` and ends with a `</MATRIX>` line

For example, a circular string of 8 would be coded as

```
<MATRIX>
0 1
1 0
1 2
2 1
2 3
3 2
3 4
4 3
4 5
5 4
5 6
6 5
6 7
7 6
0 7
</MATRIX>
```

Examples

For an example, see the documentation on *scans* .

See Also

scans , *xscanu*

19.748. *xscansmap*

xscansmap – Allows the position and velocity of a node in a scanned process to be read.

Description

Allows the position and velocity of a node in a scanned process to be read.

Syntax

xscansmap *kpos*, *kvel*, *iscan*, *kamp*, *kvamp* [, *iwhich*]

Initialization

iscan – which scan process to read

which (optional) – which node to sense. The default is 0.

Performance

kpos – the node's position.

kvel – the node's velocity.

kamp – amount to amplify the *kpos* value.

kvamp – amount to amplify the *kvel* value.

The internal state of a node is read. This includes its position and velocity. They are amplified by the *kamp* and *kvamp* values.

Credits

New in version 4.21

November 2002. Thanks to Rasmus Ekman for pointing this opcode out.

19.749. xscanu

xscanu – Compute the waveform and the wavetable for use in scanned synthesis.

Description

Experimental version of *scanu*. Allows much larger matrices and is faster and smaller but removes some (unused?) flexibility. If liked, it will replace the older opcode as it is syntax compatible but extended.

Syntax

xscanu *init*, *irate*, *ifnvel*, *ifnmass*, *ifnstif*, *ifncentr*, *ifndamp*, *kmass*, *kstif*, *kcentr*, *kdamp*, *ileft*, *iright*, *kpos*, *kstrngth*, *ain*, *idisp*, *id*

Initialization

init – the initial position of the masses. If this is a negative number, then the absolute of *init* signifies the table to use as a hammer shape. If *init* > 0, the length of it should be the same as the intended mass number, otherwise it can be anything.

irate – update rate.

ifnvel – the ftable that contains the initial velocity for each mass. It should have the same size as the intended mass number.

ifnmass – ftable that contains the mass of each mass. It should have the same size as the intended mass number.

ifnstif –

- *either* an ftable that contains the spring stiffness of each connection. It should have the same size as the square of the intended mass number. The data ordering is a row after row dump of the connection matrix of the system.

- *or* a string giving the name of a file in the MATRIX format

ifncentr – ftable that contains the centering force of each mass. It should have the same size as the intended mass number.

ifndamp – the ftable that contains the damping factor of each mass. It should have the same size as the intended mass number.

ileft – If *init* < 0, the position of the left hammer (*ileft* = 0 is hit at leftmost, *ileft* = 1 is hit at rightmost).

iright – If *init* < 0, the position of the right hammer (*iright* = 0 is hit at leftmost, *iright* = 1 is hit at rightmost).

idisp – If 0, no display of the masses is provided.

id – If positive, the ID of the opcode. This will be used to point the scanning opcode to the proper waveform maker. If this value is negative, the absolute of this value is the wavetable on which to write the waveshape. That wavetable can be used later from an other opcode to generate sound. The initial contents of this table will be destroyed.

Performance

kmass – scales the masses

kstif – scales the spring stiffness

kcentr – scales the centering force

kdamp – scales the damping

kpos – position of an active hammer along the string (*kpos* = 0 is leftmost, *kpos* = 1 is rightmost). The shape of the hammer is determined by *init* and the power it pushes with is *kstrngth*.

kstrngth – power that the active hammer uses

ain – audio input that adds to the velocity of the masses. Amplitude should not be too great.

Matrix Format

The new matrix format is a list of connections, one per line linking point x to point y. There is no weight given to the link; it is assumed to be unity. The list is proceeded by the line <MATRIX> and ends with a </MATRIX> line

For example, a circular string of 8 would be coded as

```
<MATRIX>
0 1
1 0
1 2
2 1
2 3
3 2
3 4
4 3
4 5
5 4
5 6
6 5
6 7
7 6
0 7
</MATRIX>
```

Examples

For an example, see the documentation on *scans* .

See Also

scanu , *xscans*

19.750. xtratim

xtratim – Extend the duration of real-time generated events.

Description

Extend the duration of real-time generated events and handle their extra life (see also *linenr*).

Syntax

xtratim *ixtradur*

Initialization

ixtradur – additional duration of current instrument instance

Performance

xtratim extends current MIDI-activated note duration of *ixtradur* seconds after the corresponding noteoff message has deactivated current note itself. This opcode has no output arguments.

This opcode is useful for implementing complex release-oriented envelopes.

Examples

```
instr
1 ;allows complex ADSR envelope with MIDI events
inum notnum

icps cpsmidi

iamp ampmid
i 4000
;
;----- complex envelope block -----
xtratim
1 ;extra-time, i.e. release dur
krel init
0
krel release
;outputs release-stage flag (0 or 1 values)
if (krel .5) kgoto
rel ;if in release-stage goto release section
;
;***** attack and sustain section *****
kmp1 linseg
0, .03, 1, .05, 1, .07, 0, .08, .5, 4, 1, 50, 1
kmp = kmp1*iamp
kgoto
done
```

```

;
;----- release section -----
  rel:
  kmp2 linseg
1, .3, .2, .7, 0
  kmp = kmp1*kmp2*iamp
  done:
;-----
a1 oscili
kmp, icps, 1
  out
a1
endin

```

See Also

linenr , *release*

Credits

Author: Gabriel Maldonado Italy

New in Csound version 3.47

19.751. *xyin*

xyin – Sense the cursor position in an output window

Description

Sense the cursor position in an output window. When *xyin* is called the position of the mouse within the output window is used to reply to the request. This simple mechanism does mean that only one *xyin* can be used accurately at once. The position of the mouse is reported in the output window.

Syntax

kx, ky **xyin** iprd, ixmin, ixmax, ymin, ymax [, ixinit] [, iyinit]

Initialization

iprd – period of cursor sensing (in seconds). Typically .1 seconds.

xmin, *xmax*, *ymin*, *ymax* – edge values for the x-y coordinates of a cursor in the input window.

ixinit, *iyinit* (optional) – initial x-y coordinates reported; the default values are 0,0. If these values are not within the given min-max range, they will be coerced into that range.

Performance

xyin samples the cursor x-y position in an input window every *iprd* seconds. Output values are repeated (not interpolated) at the k-rate, and remain fixed until a new change is registered in the window. There may be any number of input windows. This unit is useful for real-time control, but continuous motion should be avoided if *iprd* is unusually small.

Examples

Here is an example of the `xyin` opcode. It uses the files `xyin.orc` and `xyin.sco`.

Example 1. Example of the `xyin` opcode.

```
/* xyin.orc */
; Initialize the global variables.
sr = 44100
kr = 4410
ksmps = 10
nchnls = 1

; Instrument #1.
instr 1
; Print and capture values every 0.1 seconds.
iprd = 0.1
; The x values are from 1 to 30.
ixmin = 1
ixmax = 30
; The y values are from 1 to 30.
iymin = 1
iymax = 30
; The initial values for X and Y are both 15.
ixinit = 15
iyinit = 15

; Get the values kx and ky using the xyin opcode.
kx, ky xyin iprd, ixmin, ixmax, iymin, iymax, ixinit, iyinit

; Print out the values of kx and ky.
printks "kx=%f, ky=%f\\n", iprd, kx, ky

; Play an oscillator, use the x values for amplitude and
; the y values for frequency.
kamp = kx * 1000
kcps = ky * 220
a1 oscil kamp, kcps, 1

out a1
endin
/* xyin.orc */
```

```
/* xyin.sco */
; Table #1, a sine wave.
f 1 0 16384 10 1

; Play Instrument #1 for 30 seconds.
i 1 0 30
e
/* xyin.sco */
```

As the values of `kx` and `ky` change, they will be printed out like this:

```
kx=8.612036, ky=22.677933
kx=10.765685, ky=15.644135
```

Credits

Example written by Kevin Conder.

19.752. `zACL`

`zACL` – Clears one or more variables in the `za` space.

Description

Clears one or more variables in the `za` space.

Syntax

zacl *kfirst*, *klast*

Performance

kfirst – first zk or za location in the range to clear.

klast – last zk or za location in the range to clear.

zacl clears one or more variables in the za space. This is useful for those variables which are used as accumulators for mixing a-rate signals at each cycle, but which must be cleared before the next set of calculations.

Examples

Here is an example of the *zacl* opcode. It uses the files *zacl.orc* and *zacl.sco* .

Example 1. Example of the *zacl* opcode.

```
/* zacl.orc */
; Initialize the global variables.
sr = 44100
kr = 4410
ksmps = 10
nchnls = 1

; Initialize the ZAK space.
; Create 1 a-rate variable and 1 k-rate variable.
zakinit 1, 1

; Instrument #1 -- a simple waveform.
instr 1
; Generate a simple sine waveform.
asin oscil 20000, 440, 1

; Send the sine waveform to za variable #1.
zaw asin, 1
endin

; Instrument #2 -- generates audio output.
instr 2
; Read za variable #1.
a1 zar 1

; Generate the audio output.
out a1

; Clear the za variables, get them ready for
; another pass.
zacl 0, 1
endin
/* zacl.orc */
```

```
/* zacl.sco */
; Table #1, a sine wave.
f 1 0 16384 10 1

; Play Instrument #1 for one second.
i 1 0 1
; Play Instrument #2 for one second.
i 2 0 1
e
/* zacl.sco */
```

See Also

zamod , *zar* , *zaw* , *zawm* , *ziw* , *ziwm*

Credits

Author: Robin Whittle Australia May 1997

Example written by Kevin Conder.

19.753. zakinit

`zakinit` – Establishes zak space.

Description

Establishes zak space. Must be called only once.

Syntax

`zakinit` *isizea*, *isizek*

Initialization

isizea – the number of audio rate locations for a-rate patching. Each location is actually an array which is *ksmps* long.

isizek – the number of locations to reserve for floats in the zk space. These can be written and read at i- and k-rates.

Performance

At least one location each is always allocated for both za and zk spaces. There can be thousands or tens of thousands za and zk ranges, but most pieces probably only need a few dozen for patching signals. These patching locations are referred to by number in the other zak opcodes.

To run `zakinit` only once, put it outside any instrument definition, in the orchestra file header, after *sr*, *kr*, *ksmps*, and *nchnls*.

Examples

Here is an example of the `zakinit` opcode. It uses the files `zakinit.orc` and `zakinit.sco`.

Example 1. Example of the `zakinit` opcode.

```
/* zakinit.orc */
; Initialize the global variables.
sr = 44100
kr = 4410
ksmps = 10
nchnls = 1

; Initialize the ZAK space.
; Create 3 a-rate variables and 5 k-rate variables.
zakinit 3, 5

; Instrument #1 -- a simple waveform.
instr 1
  ; Generate a simple sine waveform.
  asin oscil 20000, 440, 1

  ; Send the sine waveform to za variable #1.
  zaw asin, 1
```



```

endin
; Instrument #2 -- generates audio output.
instr 2
; Read za variable #1.
a1 zar 1

; Generate audio output.
out a1

; Clear the za variables, get them ready for
; another pass.
zacr 0, 3
endin
/* zakinit.orc */

```

```

/* zakinit.sco */
; Table #1, a sine wave.
f 1 0 16384 10 1

; Play Instrument #1 for one second.
i 1 0 1
; Play Instrument #2 for one second.
i 2 0 1
e
/* zakinit.sco */

```

Credits

Author: Robin Whittle Australia May 1997

Example written by Kevin Conder.

19.754. zamod

zamod – Modulates one a-rate signal by a second one.

Description

Modulates one a-rate signal by a second one.

Syntax

ar **zamod** asig, kzamod

Performance

asig – the input signal

kzamod – controls which za variable is used for modulation. A positive value means additive modulation, a negative value means multiplicative modulation. A value of 0 means no change to *asig*.

zamod modulates one a-rate signal by a second one, which comes from a za variable. The location of the modulating variable is controlled by the i-rate or k-rate variable *kzamod*. This is the a-rate version of *zkmod*.

Examples

Here is an example of the zamod opcode. It uses the files *zamod.orc* and *zamod.sco*.

Example 1. Example of the zamod opcode.

```
/* zamod.orc */
; Initialize the global variables.
sr = 44100
kr = 4410
ksmps = 10
nchnls = 1

; Initialize the ZAK space.
; Create 2 a-rate variables and 2 k-rate variables.
zakinit 2, 2

; Instrument #1 -- a simple waveform.
instr 1
; Vary an a-rate signal linearly from 20,000 to 0.
asig line 20000, p3, 0

; Send the signal to za variable #1.
zaw asig, 1
endin

; Instrument #2 -- generates audio output.
instr 2
; Generate a simple sine wave.
asin oscil 1, 440, 1

; Modify the sine wave, multiply its amplitude by
; za variable #1.
a1 zamod asin, -1

; Generate the audio output.
out a1

; Clear the za variables, prepare them for
; another pass.
zacl 0, 2
endin
/* zamod.orc */
```

```
/* zamod.sco */
; Table #1, a sine wave.
f 1 0 16384 10 1

; Play Instrument #1 for 2 seconds.
i 1 0 2
; Play Instrument #2 for 2 seconds.
i 2 0 2
e
/* zamod.sco */
```

See Also

zacl , *ziw* , *ziwm*

Credits

Author: Robin Whittle Australia May 1997
Example written by Kevin Conder.

19.755. zar

zir – Reads from a location in za space at a-rate.

Description

Reads from a location in za space at a-rate.

Syntax

ar zar kndx

Performance

kndx – points to the za location to be read.

zar reads the array of floats at *kndx* in za space, which are ksmps number of a-rate floats to be processed in a k cycle.

Examples

Here is an example of the zar opcode. It uses the files *zar.orc* and *zar.sco* .

Example 1. Example of the zar opcode.

```
/* zar.orc */
; Initialize the global variables.
sr = 44100
kr = 4410
ksmps = 10
nchnls = 1

; Initialize the ZAK space.
; Create 1 a-rate variable and 1 k-rate variable.
zakinit 1, 1

; Instrument #1 -- a simple waveform.
instr 1
; Generate a simple sine waveform.
asin oscil 20000, 440, 1

; Send the sine waveform to za variable #1.
zaw asin, 1
endin

; Instrument #2 -- generates audio output.
instr 2
; Read za variable #1.
a1 zar 1

; Generate audio output.
out a1

; Clear the za variables, get them ready for
; another pass.
zacr 0, 1
endin
/* zar.orc */
```

```
/* zar.sco */
; Table #1, a sine wave.
f 1 0 16384 10 1

; Play Instrument #1 for one second.
i 1 0 1
; Play Instrument #2 for one second.
i 2 0 1
e
/* zar.sco */
```

See Also

zarg , *zir* , *zkr*

Credits

Author: Robin Whittle Australia May 1997

Example written by Kevin Conder.

19.756. zarg

zarg – Reads from a location in za space at a-rate, adds some gain.

Description

Reads from a location in za space at a-rate, adds some gain.

Syntax

ar **zarg** *kndx*, *kgain*

Initialization

kndx – points to the za location to be read.

kgain – multiplier for the a-rate signal.

Performance

zarg reads the array of floats at *kndx* in za space, which are *ksmps* number of a-rate floats to be processed in a *k* cycle. *zarg* also multiplies the a-rate signal by a k-rate value *kgain* .

Examples

Here is an example of the *zarg* opcode. It uses the files *zarg.orc* and *zarg.sco* .

Example 1. Example of the *zarg* opcode.

```
/* zarg.orc */
; Initialize the global variables.
sr = 44100
kr = 4410
ksmps = 10
nchnls = 1

; Initialize the ZAK space.
; Create 1 a-rate variable and 1 k-rate variable.
zakinit 1, 1

; Instrument #1 -- a simple waveform.
instr 1
; Generate a simple sine waveform, with an amplitude
; between 0 and 1.
asin oscil 1, 440, 1

; Send the sine waveform to za variable #1.
zaw asin, 1
endin

; Instrument #2 -- generates audio output.
instr 2
; Read za variable #1, multiply its amplitude by 20,000.
a1 zarg 1, 20000

; Generate audio output.
out a1

; Clear the za variables, get them ready for
; another pass.
```

```

    zacl 0, 1
  endin
/* zarg.orc */

```

```

/* zarg.sco */
; Table #1, a sine wave.
f 1 0 16384 10 1

; Play Instrument #1 for one second.
i 1 0 1
; Play Instrument #2 for one second.
i 2 0 1
e
/* zarg.sco */

```

See Also

zar , *zir* , *zkr*

Credits

Author: Robin Whittle Australia May 1997

Example written by Kevin Conder.

19.757. zaw

zaw – Writes to a *za* variable at *a*-rate without mixing.

Description

Writes to a *za* variable at *a*-rate without mixing.

Syntax

zaw *asig*, *kndx*

Performance

asig – value to be written to the *za* location.

kndx – points to the *zk* or *za* location to which to write.

zaw writes *asig* into the *za* variable specified by *kndx* .

These opcodes are fast, and always check that the index is within the range of *zk* or *za* space. If not, an error is reported, 0 is returned, and no writing takes place.

Examples

Here is an example of the *zaw* opcode. It uses the files *zaw.orc* and *zaw.sco* .

Example 1. Example of the *zaw* opcode.

```

/* zaw.orc */
; Initialize the global variables.
sr = 44100

```

19. Orchestra Opcodes and Operators

```
kr = 4410
ksmps = 10
nchnls = 1

; Initialize the ZAK space.
; Create 1 a-rate variable and 1 k-rate variable.
zakinit 1, 1

; Instrument #1 -- a simple waveform.
instr 1
; Generate a simple sine waveform.
asin oscil 20000, 440, 1

; Send the sine waveform to za variable #1.
zaw asin, 1
endin

; Instrument #2 -- generates audio output.
instr 2
; Read za variable #1.
a1 zar 1

; Generate the audio output.
out a1

; Clear the za variables, get them ready for
; another pass.
zACL 0, 1
endin
/* zaw.orc */
```

```
/* zaw.sco */
; Table #1, a sine wave.
f 1 0 16384 10 1

; Play Instrument #1 for one second.
i 1 0 1
; Play Instrument #2 for one second.
i 2 0 1
e
/* zaw.sco */
```

See Also

zawm , *ziw* , *ziwm* , *zkw* , *zkwm*

Credits

Author: Robin Whittle Australia May 1997

Example written by Kevin Conder.

19.758. **zawm**

zawm – Writes to a za variable at a-rate with mixing.

Description

Writes to a za variable at a-rate with mixing.

Syntax

zawm asig, kndx [, imix]

Initialization

imix (optional, default=1) – indicates if mixing should occur.

Performance

asig – value to be written to the *za* location.

kndx – points to the *zk* or *za* location to which to write.

These opcodes are fast, and always check that the index is within the range of *zk* or *za* space. If not, an error is reported, 0 is returned, and no writing takes place.

zawm is a mixing opcode, it adds the signal to the current value of the variable. If no *imix* is specified, mixing always occurs. *imix* = 0 will cause overwriting like *ziw*, *zkw*, and *zaw*. Any other value will cause mixing.

Caution: When using the mixing opcodes *ziwm*, *zkwm*, and *zawm*, care must be taken that the variables mixed to, are zeroed at the end (or start) of each *k*- or *a*-cycle. Continuing to add signals to them, can cause their values can drift to astronomical figures.

One approach would be to establish certain ranges of *zk* or *za* variables to be used for mixing, then use *zkcl* or *zACL* to clear those ranges.

Examples

Here is an example of the *zawm* opcode. It uses the files *zawm.orc* and *zawm.sco*.

Example 1. Example of the *zawm* opcode.

```

/* zawm.orc */
; Initialize the global variables.
sr = 44100
kr = 4410
ksmps = 10
nchnls = 1

; Initialize the ZAK space.
; Create 1 a-rate variable and 1 k-rate variable.
zakinit 1, 1

; Instrument #1 -- a basic instrument.
instr 1
; Generate a simple sine waveform.
asin oscil 15000, 440, 1

; Mix the sine waveform with za variable #1.
zawm asin, 1
endin

; Instrument #2 -- another basic instrument.
instr 2
; Generate another waveform with a different frequency.
asin oscil 15000, 880, 1

; Mix this sine waveform with za variable #1.
zawm asin, 1
endin

; Instrument #3 -- generates audio output.
instr 3
; Read za variable #1, containing both waveforms.
a1 zar 1

; Generate the audio output.
out a1

; Clear the za variables, get them ready for
; another pass.
zacl 0, 1
endin
/* zawm.orc */

```

19. Orchestra Opcodes and Operators

```
/* zawm.sco */
; Table #1, a sine wave.
f 1 0 16384 10 1

; Play Instrument #1 for one second.
i 1 0 1
; Play Instrument #2 for one second.
i 2 0 1
; Play Instrument #3 for one second.
i 3 0 1
e
/* zawm.sco */
```

See Also

zaw , *ziw* , *ziwm* , *zkw* , *zkwm*

Credits

Author: Robin Whittle Australia May 1997

Example written by Kevin Conder.

19.759. 0dbfs

0dbfs – Sets the value of 0 decibels using full scale amplitude.

Description

Sets the value of 0 decibels using full scale amplitude.

Syntax

0dbfs = *iarg*

Initialization

iarg – the value of 0 decibels using full scale amplitude.

Performance

The default is 32767, so all existing orcs *should* work.

These calls should all work:

```
ipeak = 0dbfs
```

```
asig oscil 0dbfs,freq,1
out asig * 0.3 * 0dbfs
```

and so on.

As for documentation: the usage should be obvious - the main thing is for people to start to code 0dbfs-relatively (and use the *ampdb()* opcodes a lot more!), rather than use explicit sample values.

Floats written to a file, when *0dbfs* = 1 , will in effect go through no range translation at all. So the numbers in the file are exactly what the orc says they are.

BIG NB

All the main sample formats are supported, but I haven't got around to dealing with the char format.

Examples

Here is an example of the `Odbfs` opcode. It uses the files `Odbfs.orc` and `Odbfs.sco`.

Example 1. Example of the `Odbfs` opcode.

```

/* Odbfs.orc */
; Initialize the global variables.
sr = 44100
kr = 4410
ksmps = 10
nchnls = 1

; Set the Odbfs to the 16-bit maximum.
Odbfs = 32767

; Instrument #1.
instr 1
; Linearly increase the amplitude value "kamp" from
; 0 to 1 over the duration defined by p3.
kamp line 0, p3, 1

; Generate a basic tone using our amplitude value.
a1 oscil kamp, 440, 1

; Multiply the basic tone (with its amplitude between
; 0 and 1) by the full-scale Odbfs value.
out a1 * Odbfs
endin
/* Odbfs.orc */

/* Odbfs.sco */
; Table #1, a sine wave.
f 1 0 16384 10 1

; Play Instrument #1 for three seconds.
i 1 0 3
e
/* Odbfs.sco */

```

Credits

Author: Richard Dobson May 2002

Example written by Kevin Conder.

New in version 4.20

19.760. *zfilter2*

zfilter2 – Performs filtering using a transposed form-II digital filter lattice with radial pole-shearing and angular pole-warping.

Description

General purpose custom filter with time-varying pole control. The filter coefficients implement the following difference equation:

$$(1)*y(n) = b0*x[n] + b1*x[n-1] + \dots + bM*x[n-M] - a1*y[n-1] - \dots - aN*y[n-N]$$

the system function for which is represented by:

$$\frac{H(Z)}{A(Z)} = \frac{b_0 + b_1 Z^{-1} + \dots + b_M Z^{-M}}{1 + a_1 Z^{-1} + \dots + a_N Z^{-N}}$$

Syntax

ar **zfilter2** asig, kdamp, kfreq, iM, iN, ib0, ib1, ..., ibM, ia1, ia2, ..., iaN

Initialization

At initialization the number of zeros and poles of the filter are specified along with the corresponding zero and pole coefficients. The coefficients must be obtained by an external filter-design application such as Matlab and specified directly or loaded into a table via *GEN01*. With *zfilter2*, the roots of the characteristic polynomials are solved at initialization so that the pole-control operations can be implemented efficiently.

Performance

The *filter2* opcodes perform filtering using a transposed form-II digital filter lattice with no time-varying control. *zfilter2* uses the additional operations of radial pole-shearing and angular pole-warping in the Z plane.

Pole shearing increases the magnitude of poles along radial lines in the Z-plane. This has the effect of altering filter ring times. The k-rate variable *kdamp* is the damping parameter. Positive values (0.01 to 0.99) increase the ring-time of the filter (hi-Q), negative values (-0.01 to -0.99) decrease the ring-time of the filter, (lo-Q).

Pole warping changes the frequency of poles by moving them along angular paths in the Z plane. This operation leaves the shape of the magnitude response unchanged but alters the frequencies by a constant factor (preserving 0 and p). The k-rate variable *kfreq* determines the frequency warp factor. Positive values (0.01 to 0.99) increase frequencies toward p and negative values (-0.01 to -0.99) decrease frequencies toward 0.

Since *filter2* implements generalized recursive filters, it can be used to specify a large range of general DSP algorithms. For example, a digital waveguide can be implemented for musical instrument modeling using a pair of *delayr* and *delayw* opcodes in conjunction with the *filter2* opcode.

Examples

A controllable second-order IIR filter operating on an a-rate signal:

```
a1 zfilter2
  asig, kdamp, kfreq, 1, 2, 1, ia1, ia2 ; controllable a-rate ; IIR filter
```

See Also

filter2

Credits

Author: Michael A. Casey M.I.T. Cambridge, Mass. 1997

19.761. zir

zir – Reads from a location in zk space at i-rate.

Description

Reads from a location in zk space at i-rate.

Syntax

ir **zir** indx

Initialization

indx – points to the zk location to be read.

Performance

zir reads the signal at *indx* location in zk space.

Examples

Here is an example of the zir opcode. It uses the files *zir.orc* and *zir.sco*.

Example 1. Example of the zir opcode.

```
/* zir.orc */
; Initialize the global variables.
sr = 44100
kr = 4410
ksmps = 10
nchnls = 1

; Initialize the ZAK space.
; Create 1 a-rate variable and 1 k-rate variable.
zakinit 1, 1

; Instrument #1 -- a simple instrument.
instr 1
; Set the zk variable #1 to 32.594.
ziw 32.594, 1
endin

; Instrument #2 -- prints out zk variable #1.
instr 2
; Read the zk variable #1 at i-rate.
i1 zir 1

; Print out the value of zk variable #1.
print i1
endin
/* zir.orc */
```

```
/* zir.sco */
; Play Instrument #1 for one second.
i 1 0 1
; Play Instrument #2 for one second.
i 2 0 1
e
/* zir.sco */
```

See Also

zar , *zarg* , *zkr*

Credits

Author: Robin Whittle Australia May 1997

Example written by Kevin Conder.

19.762. *ziw*

ziw – Writes to a zk variable at i-rate without mixing.

Description

Writes to a zk variable at i-rate without mixing.

Syntax

ziw *isig*, *indx*

Initialization

isig – initializes the value of the zk location.

indx – points to the zk or za location to which to write.

Performance

ziw writes *isig* into the zk variable specified by *indx* .

These opcodes are fast, and always check that the index is within the range of zk or za space. If not, an error is reported, 0 is returned, and no writing takes place.

Examples

Here is an example of the *ziw* opcode. It uses the files *ziw.orc* and *ziw.sco* .

Example 1. Example of the *ziw* opcode.

```
/* ziw.orc */
; Initialize the global variables.
sr = 44100
kr = 4410
ksmps = 10
nchnls = 1

; Initialize the ZAK space.
; Create 1 a-rate variable and 1 k-rate variable.
zakinit 1, 1

; Instrument #1 -- a simple instrument.
instr 1
; Set zk variable #1 to 64.182.
ziw 64.182, 1
endin
```

```

; Instrument #2 -- prints out zk variable #1.
instr 2
; Read zk variable #1 at i-rate.
i1 zir 1

; Print out the value of zk variable #1.
print i1
endin
/* ziw.orc */

```

```

/* ziw.sco */
; Play Instrument #1 for one second.
i 1 0 1
; Play Instrument #2 for one second.
i 2 0 1
e
/* ziw.sco */

```

See Also

zaw , *zawm* , *ziwm* , *zkw* , *zkwm*

Credits

Author: Robin Whittle Australia May 1997

Example written by Kevin Conder.

19.763. *ziwm*

ziwm – Writes to a zk variable to an i-rate variable with mixing.

Description

Writes to a zk variable to an i-rate variable with mixing.

Syntax

ziwm *isig*, *indx* [, *imix*]

Initialization

isig – initializes the value of the zk location.

indx – points to the zk location location to which to write.

imix (optional, default=1) – indicates if mixing should occur.

Performance

ziwm is a mixing opcode, it adds the signal to the current value of the variable. If no *imix* is specified, mixing always occurs. *imix* = 0 will cause overwriting like *ziw* , *zkw* , and *zaw* . Any other value will cause mixing.

Caution : When using the mixing opcodes *ziwm* , *zkwm* , and *zawm* , care must be taken that the variables mixed to, are zeroed at the end (or start) of each k- or a-cycle. Continuing to add signals to them, can cause their values can drift to astronomical figures.

19. Orchestra Opcodes and Operators

One approach would be to establish certain ranges of *zk* or *za* variables to be used for mixing, then use *zkcl* or *zACL* to clear those ranges.

Examples

Here is an example of the *ziwm* opcode. It uses the files *ziwm.orc* and *ziwm.sco*.

Example 1. Example of the *ziwm* opcode.

```
/* ziwm.orc */
; Initialize the global variables.
sr = 44100
kr = 4410
ksmps = 10
nchnls = 1

; Initialize the ZAK space.
; Create 1 a-rate variable and 1 k-rate variable.
zakinit 1, 1

; Instrument #1 -- a simple instrument.
instr 1
; Add 20.5 to zk variable #1.
ziwm 20.5, 1
endin

; Instrument #2 -- another simple instrument.
instr 2
; Add 15.25 to zk variable #1.
ziwm 15.25, 1
endin

; Instrument #3 -- prints out zk variable #1.
instr 3
; Read zk variable #1 at i-rate.
i1 zir 1

; Print out the value of zk variable #1.
; It should be 35.75 (20.5 + 15.25)
print i1
endin
/* ziwm.orc */
```

```
/* ziwm.sco */
; Play Instrument #1 for one second.
i 1 0 1
; Play Instrument #2 for one second.
i 2 0 1
; Play Instrument #3 for one second.
i 3 0 1
e
/* ziwm.sco */
```

See Also

zaw, *zawm*, *ziw*, *zkw*, *zkwm*

Credits

Author: Robin Whittle Australia May 1997

Example written by Kevin Conder.

19.764. *zkcl*

zkcl – Clears one or more variables in the *zk* space.

Description

Clears one or more variables in the zk space.

Syntax

zkcl *kfirst*, *klast*

Performance

ksig – the input signal

kfirst – first zk or za location in the range to clear.

klast – last zk or za location in the range to clear.

zkcl clears one or more variables in the zk space. This is useful for those variables which are used as accumulators for mixing k-rate signals at each cycle, but which must be cleared before the next set of calculations.

Examples

Here is an example of the *zkcl* opcode. It uses the files *zkcl.orc* and *zkcl.sco*.

Example 1. Example of the *zkcl* opcode.

```
/* zkcl.orc */
; Initialize the global variables.
sr = 44100
kr = 4410
ksmps = 10
nchnls = 1

; Initialize the ZAK space.
; Create 1 a-rate variable and 1 k-rate variable.
zakinit 1, 1

; Instrument #1 -- a simple waveform.
instr 1
; Linearly vary a k-rate signal from 220 to 1760.
kline line 220, p3, 1760

; Add the linear signal to zk variable #1.
zkw kline, 1
endin

; Instrument #2 -- generates audio output.
instr 2
; Read zk variable #1.
kfreq zkr 1

; Use the value of zk variable #1 to vary
; the frequency of a sine waveform.
a1 oscil 20000, kfreq, 1

; Generate the audio output.
out a1

; Clear the zk variables, get them ready for
; another pass.
zkcl 0, 1
endin
/* zkcl.orc */
```

```
/* zkcl.sco */
; Table #1, a sine wave.
f 1 0 16384 10 1

; Play Instrument #1 for three seconds.
i 1 0 3
; Play Instrument #2 for three seconds.
```

```
i 2 0 3
e
/* zkcl.sco */
```

See Also

zacl , *zkwm* , *zkw* , *zkmod* , *zkr*

Credits

Author: Robin Whittle Australia May 1997

Example written by Kevin Conder.

19.765. zkmod

zkmod – Facilitates the modulation of one signal by another.

Description

Facilitates the modulation of one signal by another.

Syntax

kr **zkmod** ksig, kzkmod

Performance

ksig – the input signal

kzkmod – controls which zk variable is used for modulation. A positive value means additive modulation, a negative value means multiplicative modulation. A value of 0 means no change to *ksig* . *kzkmod* can be i-rate or k-rate

zkmod facilitates the modulation of one signal by another, where the modulating signal comes from a zk variable. Either additive or multiplicative modulation can be specified.

Examples

Here is an example of the *zkmod* opcode. It uses the files *zkmod.orc* and *zkmod.sco* .

Example 1. Example of the *zkmod* opcode.

```
/* zkmod.orc */
; Initialize the global variables.
sr = 44100
kr = 4410
ksmps = 10
nchnls = 2

; Initialize the ZAK space.
; Create 2 a-rate variables and 2 k-rate variables.
zakinit 2, 2

; Instrument #1 -- a signal with jitter.
instr 1
; Generate a k-rate signal goes from 30 to 2,000.
```



```

kline line 30, p3, 2000

; Add the signal into zk variable #1.
zkw kline, 1
endin

; Instrument #2 -- generates audio output.
instr 2
; Create a k-rate signal modulated the jitter opcode.
kamp init 20
kcpsmin init 40
kcpsmax init 60
kjtr jitter kamp, kcpsmin, kcpsmax

; Get the frequency values from zk variable #1.
kfreq zkr 1
; Add the the frequency values in zk variable #1 to
; the jitter signal.
kjfreq zkmod kjtr, 1

; Use a simple sine waveform for the left speaker.
aleft oscil 20000, kfreq, 1
; Use a sine waveform with jitter for the right speaker.
aright oscil 20000, kjfreq, 1

; Generate the audio output.
outs aleft, aright

; Clear the zk variables, prepare them for
; another pass.
zkcl 0, 2
endin
/* zkmod.orc */

/* zkmod.sco */
; Table #1, a sine wave.
f 1 0 16384 10 1

; Play Instrument #1 for 2 seconds.
i 1 0 2
; Play Instrument #2 for 2 seconds.
i 2 0 2
e
/* zkmod.sco */

```

See Also

zamod , *zkcl* , *zkr* , *zkwm* , *zkw*

Credits

Author: Robin Whittle Australia May 1997

Example written by Kevin Conder.

19.766. zkr

zkr – Reads from a location in zk space at k-rate.

Description

Reads from a location in zk space at k-rate.

Syntax

kr **zkr** kndx

Initialization

kndx – points to the zk location to be read.

Performance

zkr reads the array of floats at *kndx* in zk space.

Examples

Here is an example of the zkr opcode. It uses the files *zkr.orc* and *zkr.sco* .

Example 1. Example of the zkr opcode.

```
/* zkr.orc */
; Initialize the global variables.
sr = 44100
kr = 4410
ksmps = 10
nchnls = 1

; Initialize the ZAK space.
; Create 1 a-rate variable and 1 k-rate variable.
zakinit 1, 1

; Instrument #1 -- a simple waveform.
instr 1
; Linearly vary a k-rate signal from 440 to 880.
kline line 440, p3, 880

; Add the linear signal to zk variable #1.
zkw kline, 1
endin

; Instrument #2 -- generates audio output.
instr 2
; Read zk variable #1.
kfreq zkr 1

; Use the value of zk variable #1 to vary
; the frequency of a sine waveform.
a1 oscil 20000, kfreq, 1

; Generate the audio output.
out a1

; Clear the zk variables, get them ready for
; another pass.
zkcl 0, 1
endin
/* zkr.orc */
```

```
/* zkr.sco */
; Table #1, a sine wave.
f 1 0 16384 10 1

; Play Instrument #1 for one second.
i 1 0 1
; Play Instrument #2 for one second.
i 2 0 1
e
/* zkr.sco */
```

See Also

zar , *zarg* , *zir* , *zkcl* , *zkmod* , *zkwm* , *zkw*

Credits

Author: Robin Whittle Australia May 1997

Example written by Kevin Conder.

19.767. zkw

zkw – Writes to a zk variable at k-rate without mixing.

Description

Writes to a zk variable at k-rate without mixing.

Syntax

zkw ksig, kndx

Performance

ksig – value to be written to the zk location.

kndx – points to the zk or za location to which to write.

zkw writes *ksig* into the zk variable specified by *kndx* .

Examples

Here is an example of the zkw opcode. It uses the files *zkw.orc* and *zkw.sco* .

Example 1. Example of the zkw opcode.

```
/* zkw.orc */
; Initialize the global variables.
sr = 44100
kr = 4410
ksmps = 10
nchnls = 1

; Initialize the ZAK space.
; Create 1 a-rate variable and 1 k-rate variable.
zakinit 1, 1

; Instrument #1 -- a simple waveform.
instr 1
; Linearly vary a k-rate signal from 100 to 1,000.
kline line 100, p3, 1000

; Add the linear signal to zk variable #1.
zkw kline, 1
endin

; Instrument #2 -- generates audio output.
instr 2
; Read zk variable #1.
kfreq zkr 1

; Use the value of zk variable #1 to vary
; the frequency of a sine waveform.
a1 oscil 20000, kfreq, 1

; Generate the audio output.
out a1

; Clear the zk variables, get them ready for
; another pass.
zkcl 0, 1
endin
/* zkw.orc */
```

19. Orchestra Opcodes and Operators

```
/* zkw.sco */
; Table #1, a sine wave.
f 1 0 16384 10 1

; Play Instrument #1 for two seconds.
i 1 0 2
; Play Instrument #2 for two seconds.
i 2 0 2
e
/* zkw.sco */
```

See Also

zaw , *zawm* , *ziw* , *ziwm* , *zkr* , *zkwm*

Credits

Author: Robin Whittle Australia May 1997

Example written by Kevin Conder.

19.768. *zkwm*

zkwm – Writes to a *zk* variable at *k*-rate with mixing.

Description

Writes to a *zk* variable at *k*-rate with mixing.

Syntax

zkwm *ksig*, *kndx* [, *imix*]

Initialization

imix (optional) – points to the *zk* location location to which to write.

Performance

ksig – value to be written to the *zk* location.

kndx – points to the *zk* or *za* location to which to write.

zkwm is a mixing opcode, it adds the signal to the current value of the variable. If no *imix* is specified, mixing always occurs. *imix* = 0 will cause overwriting like *ziw* , *zkw* , and *zaw* . Any other value will cause mixing.

Caution : When using the mixing opcodes *ziwm* , *zkwm* , and *zawm* , care must be taken that the variables mixed to, are zeroed at the end (or start) of each *k*- or *a*-cycle. Continuing to add signals to them, can cause their values can drift to astronomical figures.

One approach would be to establish certain ranges of *zk* or *za* variables to be used for mixing, then use *zkcl* or *zacl* to clear those ranges.

Examples

Here is an example of the zkwm opcode. It uses the files *zkwm.orc* and *zkwm.sco* .

Example 1. Example of the zkwm opcode.

```
/* zkwm.orc */
; Initialize the global variables.
sr = 44100
kr = 4410
ksmps = 10
nchnls = 1

; Initialize the ZAK space.
; Create 1 a-rate variable and 1 k-rate variable.
zakinit 1, 1

; Instrument #1 -- a basic instrument.
instr 1
; Generate a k-rate signal.
; The signal goes from 30 to 20,000 then back to 30.
kramp linseg 30, p3/2, 20000, p3/2, 30

; Mix the signal into the zk variable #1.
zkwm kramp, 1
endin

; Instrument #2 -- another basic instrument.
instr 2
; Generate another k-rate signal.
; This is a low frequency oscillator.
klfo lfo 3500, 2

; Mix this signal into the zk variable #1.
zkwm klfo, 1
endin

; Instrument #3 -- generates audio output.
instr 3
; Read zk variable #1, containing a mix of both signals.
kamp zkr 1

; Create a sine waveform. Its amplitude will vary
; according to the values in zk variable #1.
a1 oscil kamp, 880, 1

; Generate the audio output.
out a1

; Clear the zk variable, get it ready for
; another pass.
zkcl 0, 1
endin
/* zkwm.orc */
```

```
/* zkwm.sco */
; Table #1, a sine wave.
f 1 0 16384 10 1

; Play Instrument #1 for 5 seconds.
i 1 0 5
; Play Instrument #2 for 5 seconds.
i 2 0 5
; Play Instrument #3 for 5 seconds.
i 3 0 5
e
/* zkwm.sco */
```

See Also

zaw , *zawm* , *ziw* , *ziwm* , *zkcl* , *zkw* , *zkr*

Credits

Author: Robin Whittle Australia May 1997

19. Orchestra Opcodes and Operators

Example written by Kevin Conder.

20. Score Statements

20.1. a Statement (or Advance Statement)

a – Advance score time by a specified amount.

Description

This causes score time to be advanced by a specified amount without producing sound samples.

Syntax

a p1 p2 p3

Performance

p1	Carries no meaning. Usually zero.
p2	Action time, in beats, at which advance is to begin.
p3	Number of beats to advance without producing sound.
p4	
p5	These carry no meaning.
p6	
.	.
.	.

Special Considerations

This statement allows the beat count within a score section to be advanced without generating intervening sound samples. This can be of use when a score section is incomplete (the beginning or middle is missing) and the user does not wish to generate and listen to a lot of silence.

p2, action time, and p3, number of beats, are treated as in *i statements*, with respect to sorting and modification by *t statements*.

An *a statement* will be temporarily inserted in the score by the Score Extract feature when the extracted segment begins later than the start of a Section. The purpose of this is to preserve the beat count and time count of the original score for the benefit of the peak amplitude messages which are reported on the user console.

Whenever an *a statement* is encountered by a performing orchestra, its presence and effect will be reported on the user's console.

20.2. b Statement

b Statement – This statement resets the clock.

Description

This statement resets the clock.

Syntax

b p1

Performance

p1 – Specifies how the clock is to be set.

Special Considerations

p1 is the number of beats by which *p2* values of subsequent *i statements* are modified. If *p1* is positive, the clock is reset forward, and subsequent notes appear later, the number of beats specified by *p1* being added to the note's *p2*. If *p1* is negative, the clock is reset backward, and subsequent notes appear earlier, the number of beats specified by *p1* being subtracted from the note's *p2*. There is no cumulative affect. The clock is reset with each *b statement*. If *p1* = 0, the clock is returned to its original position, and subsequent notes appear at their specified *p2*.

Examples

```
i1      0      2
i1      10     888

b 5                                ; set the clock "forward"
i2      1      1      440          ; start time = 6
i2      2      1      480          ; start time = 7

b -1                                ; set the clock back
i3      3      2      3.1415       ; start time = 2
i3      5.5    1      1.1111       ; start time = 4.5

b 0                                ; reset clock to normal
i4      10     200   7              ; start time = 10
```

Credits

Explanation suggested and example provided by Paul Winkler. (Csound Version 4.07)

20.3. e Statement

e statement – This statement may be used to mark the end of the last section of the score.

Description

This statement may be used to mark the end of the last section of the score.

Syntax

e anything

Performance

All pfields are ignored.

Special Considerations

The *e statement* is contextually identical to an *s statement* . Additionally, the *e statement* terminates all signal generation (including indefinite performance) and closes all input and output files.

If an *e statement* occurs before the end of a score, all subsequent score lines will be ignored.

The *e statement* is optional in a score file yet to be sorted. If a score file has no *e statement* , then Sort processing will supply one.

20.4. *f* Statement (or Function Table Statement)

f Statement (or Function Table Statement) – Causes a GEN subroutine to place values in a stored function table.

Description

This causes a GEN subroutine to place values in a stored function table for use by instruments.

Syntax

f p1 p2 p3 p4 ...

Performance

p1 – Table number by which the stored function will be known. A negative number requests that the table be destroyed.

p2 – Action time of function generation (or destruction) in beats.

p3 – Size of function table (i.e. number of points) Must be a power of 2, or a power-of-2 plus 1 (see below). Maximum table size is 16777216 (2^{24}) points.

p4 – Number of the GEN routine to be called (see *GEN ROUTINES*). A negative value will cause rescaling to be omitted.

p5

p6 ... – Parameters whose meaning is determined by the particular GEN routine.

Special Considerations

Function tables are arrays of floating-point values. Arrays can be of any length in powers of 2; space allocation always provides for $2n$ points plus an additional *guard point* . The guard point value, used during interpolated lookup, can be automatically set to reflect the table's purpose: If *size* is an exact power of 2, the guard point will be a copy of the first point; this is appropriate for *interpolated wrap-around lookup* as in *oscili* , etc., and should even be used for non-interpolating *oscil* for safe consistency. If *size* is set to $2n + 1$, the guard point value automatically extends the

20. Score Statements

contour of table values; this is appropriate for single-scan functions such in *envplx* , *oscil1* , *oscil1i* , etc.

Table space is allocated in primary memory, along with instrument data space. The maximum table number used to be 200. This has been changed to be limited by memory only. (Currently there is an internal soft limit of 300, this is automatically extended as required.)

An existing function table can be removed by an *f statement* containing a negative p1 and an appropriate action time. A function table can also be removed by the generation of another table with the same p1. Functions are not automatically erased at the end of a score section.

p2 action time is treated in the same way as in *i statement s* with respect to sorting and modification by *t statement s*. If an *f statement* and an *i statement* have the same p2, the sorter gives the *f statement* precedence so that the function table will be available during note initialization.

An *f 0 statement* (zero p1, positive p2) may be used to create an action time with no associated action. Such time markers are useful for padding out a score section (see *s statement*).

Credits

Updated August 2002 thanks to a note from Rasmus Ekman. There is no longer a hard limit of 200 function tables.

20.5. i Statement (Instrument or Note Statement)

i – Makes an instrument active at a specific time and for a certain duration.

Description

This statement calls for an instrument to be made active at a specific time and for a certain duration. The parameter field values are passed to that instrument prior to its initialization, and remain valid throughout its Performance.

Syntax

i p1 p2 p3 p4 ...

Initialization

p1 – Instrument number, usually a non-negative integer. An optional fractional part can provide an additional tag for specifying ties between particular notes of consecutive clusters. A negative p1 (including tag) can be used to turn off a particular “held” note.

p2 – Starting time in arbitrary units called beats.

p3 – Duration time in beats (usually positive). A negative value will initiate a held note (see also *ihold*). A zero value will invoke an initialization pass without performance (see also *instr*).

p4 ... – Parameters whose significance is determined by the instrument.

Performance

Beats are evaluated as seconds, unless there is a *t statement* in this score section or a *-t flag* in the command-line.

Starting or action times are relative to the beginning of a section (see *s statement*), which is assigned time 0.

Note statements within a section may be placed in any order. Before being sent to an orchestra, unordered score statements must first be processed by Sorter, which will reorder them by ascending p2 value. Notes with the same p2 value will be ordered by ascending p1; if the same p1, then by ascending p3.

Notes may be stacked, i.e., a single instrument can perform any number of notes simultaneously. (The necessary copies of the instrument's data space will be allocated dynamically by the orchestra loader.) Each note will normally turn off when its p3 duration has expired, or on receipt of a MIDI noteoff signal. An instrument can modify its own duration either by changing its p3 value during note initialization, or by prolonging itself through the action of a *linenr* unit.

An instrument may be turned on and left to perform indefinitely either by giving it a negative p3 or by including an *ihold* in its i-time code. If a held note is active, an *i statement with matching p1* will not cause a new allocation but will take over the data space of the held note. The new pfields (including p3) will now be in effect, and an i-time pass will be executed in which the units can either be newly initialized or allowed to continue as required for a tied note (see *tigoto*). A held note may be succeeded either by another held note or by a note of finite duration. A held note will continue to perform across section endings (see *s statement*). It is halted only by *turnoff* or by an *i statement* with negative matching p1 or by an *e statement* .

It is possible to have multiple instances (usually, but not necessarily, notes of different pitches) of the same instrument, held simultaneously, via negative p3 values. The instrument can then be fed new parameters from the score. This is useful for avoiding long hard-coded *linseg* s, and can be accomplished by adding a decimal part to the instrument number.

For example, to hold three copies of instrument 10 in a simple chord:

```
i10.1 0 -1 7.00
i10.2 0 -1 7.04
i10.3 0 -1 7.07
```

Subsequent *i* statements can refer to the same sounding note instances, and if the instrument definition is done properly, the new p-fields can be used to alter the character of the notes in progress. For example, to bend the previous chord up an octave and release it:

```
i10.1 1 1 8.00
i10.2 1 1 8.04
i10.3 1 1 8.07
```

The instrument definition has to take this into account, however, especially if clicks are to be avoided (see the example below).

Note that the decimal instrument number notation cannot be used in conjunction with real-time MIDI. In this case, the instrument would be monophonic while a note was held.

Notes being tied to previous instances of the same instrument, should skip most initialization by means of *tigoto* , except for the values entered in score. For example, all table reading opcodes in the instrument, should usually be skipped, as they store their phase internally. If this is suddenly changed, there will be audible clicks in the output.

Note that many opcodes (such as *delay* and *reverb*) are prepared for optional initialization. To use this feature, the *tival opcode* is suitable. Therefore, they need not be hidden by a *tigoto* jump.

Beginning with Csound version 3.53, strings are recognized in p-fields for opcodes that accept them (*convolve*, *adsyn*, *diskin*, etc.). There may be only one string per score line.

Special Considerations

The maximum instrument number used to be 200. This has been changed to be limited by memory only (currently there is an internal soft limit of 200; this is automatically extended as required).

Examples

Here is an instrument which can find out whether it is tied to a previous note (*tival* returns 1), and whether it is held (negative p3). Attack and release are handled accordingly:

```
instr
10

  icps      init
  cspch
(p4)                ;Get target pitch from score event
  iportime  init
  abs
(p3)/7              ; Portamento time dep on note length
  iamp0     init
  p5                ; Set default amps
  iamp1     init
  p5
  iamp2     init
  p5

  itie      tival
                ; Check if this note is tied,
  if
  itie == 1      igoto
  nofadein      ; if not fade in
  iamp0         init
  0

  nofadein:
  if
  p3 < 0         igoto
  nofadeout     ; Check if this note is held, if not fade out
  iamp2         init
  0

  nofadeout:
  ; Now do amp from the set values:
  kamp         linseg
  iamp0, .03, iamp1, abs(p3)-.03, iamp2

  ; Skip rest of initialization on tied note:
  tigo         igoto
  tieskip

  kcps       init
  icps                ; Init pitch for untied note
  kcps       port
  icps, iportime, icps ; Drift towards target pitch

  kpw        oscil
  .4, rnd(1), 1, rnd(.7) ; A simple triangle-saw oscil
  ar         vco
  kamp, kcps, 3, kpw+.5, 1, 1/icps

  ; (Used in testing - one may set ipch to cspch(p4+2)
  ; and view output spectrum)
  ; ar oscil kamp, kcps, 1

  out        ar

  tieskip:                ; Skip some initialization on tied note

endin
```

A simple score using three instances of the above instrument:

```
f1  0 8192 10 1          ; Sine
i10.1  0  -1  7.00  10000
i10.2  0  -1  7.04
i10.3  0  -1  7.07
i10.1  1  -1  8.00
i10.2  1  -1  8.04
i10.3  1  -1  8.07
i10.1  2   1  7.11
i10.2  2   1  8.04
i10.3  2   1  8.07
e
```

Credits

Additional text (Csound Version 4.07) explaining tied notes, edited by Rasmus Ekman from a note by David Kirsh, posted to the Csound mailing list. Example instrument by Rasmus Ekman.

Updated August 2002 thanks to a note from Rasmus Ekman. There is no longer a hard limit of 200 instruments.

20.6. *m* Statement (Mark Statement)

m – Sets a named mark in the score.

Description

Sets a named mark in the score, which can be used by an *n* statement .

Syntax

m *p1*

Initialization

p1 – Name of mark.

Performance

This can be helpful in setting a up verse and chorus structure in the score. Names may contain letters and numerals.

Credits

Author: John fitch University of Bath/Codemist Ltd. Bath, UK April, 1998

New in Csound version 3.48

20.7. *n* Statement

n – Repeats a section.

Description

Repeats a section from the referenced *m* statement .

Syntax

n *p1*

Initialization

p1 – Name of mark to repeat.

Performance

This can be helpful in setting a up verse and chorus structure in the score. Names may contain letters and numerals.

Credits

Author: John fitch University of Bath/Codemist Ltd. Bath, UK April 1998
New in Csound version 3.48

20.8. q Statement

q statement – This statement may be used to quiet an instrument.

Description

This statement may be used to quiet an instrument.

Syntax

q *p1* *p2* *p3*

Performance

p1 – Instrument number to mute/unmute.

p2 – Action time of function generation (or destruction) in beats.

p3 – determines whether the instrument is muted/unmuted. The value of 0 means the instrument is muted, other values mean it is unmuted.

Note that this does not affect instruments that are already running at time *p2* . It blocks any attempt to start one afterwards.

20.9. r Statement (Repeat Statement)

r – Starts a repeated section.

Description

Starts a repeated section, which lasts until the next *s* , *r* or *e statement* .

Syntax

r *p1* *p2*

Initialization

p1 – Number of times to repeat the section.

p2 – Macro(name) to advance with each repetition (optional).

Performance

In order that the sections may be more flexible than simple editing, the macro named *p2* is given the value of 1 for the first time through the section, 2 for the second, and 3 for the third. This can be used to change *p*-field parameters, or ignored.

Warning

Because of serious problems of interaction with macro expansion, sections must start and end in the

Warning

Examples

Here is an example of the *r* statement. It uses the files *r.orc* and *r.sco*.

Example 1. Example of the *r* statement.

```
/* r.orc */
; Initialize the global variables.
sr = 44100
kr = 4410
ksmps = 10
nchnls = 1

; Instrument #1.
instr 1
  ; The score's p4 parameter has the number of repeats.
  krep4 = p4
  ; The score's p5 parameter has our note's frequency.
  kcps = p5

  ; Print the number of repeats.
  printks "Repeated %i time(s).\n", 1, krep4

  ; Generate a nice beep.
  a1 oscil 20000, kcps, 1
  out a1
endin
/* r.orc */
```

```
/* r.sco */
; Table #1, a sine wave.
f 1 0 16384 10 1

; We'll repeat this section 6 times. Each time it
; is repeated, its macro REPS_MACRO is incremented.
r6 REPS_MACRO

; Play Instrument #1.
p4 = the r statement's macro, REPS_MACRO.
p5 = the frequency in cycles per second.
i 1 00.10 00.10 $REPS_MACRO 1760
i 1 00.30 00.10 $REPS_MACRO 880
i 1 00.50 00.10 $REPS_MACRO 440
i 1 00.70 00.10 $REPS_MACRO 220

; Marks the end of the section.
s

e
/* r.sco */
```

Credits

Author: John ffitch University of Bath/Codemist Ltd. Bath, UK April, 1998

New in Csound version 3.48

Example written by Kevin Conder

20.10. s Statement

s – Marks the end of a section.

Description

The *s statement* marks the end of a section.

Syntax

s anything

Initialization

All p-fields are ignored.

Performance

Sorting of the *i statement*, *f statement* and *a statement* by action time is done section by section.

Time warping for the *t statement* is done section by section.

All action times within a section are relative to its beginning. A section statement establishes a new relative time of 0, but has no other reinitializing effects (e.g. stored function tables are preserved across section boundaries).

A section is considered complete when all action times and finite durations have been satisfied (i.e., the “length” of a section is determined by the last occurring action or turn-off). A section can be extended by the use of an *f0 statement*.

A section ending automatically invokes a Purge of inactive instrument and data spaces.

Note

Since score statements are processed section by section, the amount of memory required depends on the maximum

20.11. t Statement (Tempo Statement)

t – Sets the tempo.

Description

This statement sets the tempo and specifies the accelerations and decelerations for the current section. This is done by converting beats into seconds.

Syntax

t p1 p2 p3 p4 ... (unlimited)

Initialization

p1 – Must be zero.

p2 – Initial tempo on beats per minute.

p3, p5, p7,... – Times in beats per minute (in non-decreasing order).

p4, p6, p8,... – Tempi for the referenced beat times.

Performance

Time and Tempo-for-that-time are given as ordered couples that define points on a “tempo vs. time” graph. (The time-axis here is in beats so is not necessarily linear.) The beat-rate of a Section can be thought of as a movement from point to point on that graph: motion between two points of equal height signifies constant tempo, while motion between two points of unequal height will cause an *accelerando* or *ritardando* accordingly. The graph can contain discontinuities: two points given equal times but different tempi will cause an immediate tempo change.

Motion between different tempos over non-zero time is inverse linear. That is, an *accelerando* between two tempos *M1* and *M2* proceeds by linear interpolation of the single-beat durations from $60/M1$ to $60/M2$.

The first tempo given must be for beat 0.

A tempo, once assigned, will remain in effect from that time-point unless influenced by a succeeding tempo, i.e. the last specified tempo will be held to the end of the section.

A *t statement* applies only to the score section in which it appears. Only one *t statement* is meaningful in a section; it can be placed anywhere within that section. If a score section contains no *t statement*, then beats are interpreted as seconds (i.e. with an implicit *t 0 60* statement).

N.B. If the *Csound* command includes a *-t flag*, the interpreted tempo of all score *t statements* will be overridden by the command-line tempo.

20.12. *v* Statement

v – Provides for locally variable time warping of score events.

Description

The *v statement* provides for locally variable time warping of score events.

Syntax

v p1

Initialization

p1 – Time warp factor (must be positive).

Performance

The *v statement* takes effect with the following *i statement*, and remains in effect until the next *v statement*, *s statement*, or *e statement*.

Examples

The value of p1 is used as a multiplier for the start times (p2) of subsequent *i statements* .

```
i
1 0 1 ;note1
v
2
i
1 1 1 ;note2
```

In this example, the second note occurs two beats after the first note, and is twice as long.

Although the *v statement* is similar to the *t statement* , the *v statement* is local in operation. That is, *v* affects only the following notes, and its effect may be cancelled or changed by another *v statement* .

Carried values are unaffected by the *v statement* (see *Carry*).

```
i
1 0 1 ;note1
v
2
i
1 1 . ;note2
i
1 2 . ;note3
v
1
i
1 3 . ;note4
i
1 4 . ;note5
e
```

In this example, note2 and note4 occur simultaneously, while note3 actually occurs before note2, that is, at its original place. Durations are unaffected.

```
i
1 0 1
v
2
i
. + .
i
. . .
```

In this example, the *v statement* has no effect.

20.13. x Statement

x – Skip the rest of the current section.

Description

This statement may be used to skip the rest of the current section.

Syntax

x anything

Initialization

All pfields are ignored.

21. GEN Routines

21.1. GEN01

GEN01 – Transfers data from a soundfile into a function table.

Description

This subroutine transfers data from a soundfile into a function table.

Syntax

`f # time size 1 filcod skiptime format channel`

Performance

size – number of points in the table. Ordinarily a power of 2 or a power-of-2 plus 1 (see *f statement*); the maximum table size is 16777216 (224) points. The allocation of table memory can be *deferred* by setting this parameter to 0; the size allocated is then the number of points in the file (probably not a power-of-2), and the table is not usable by normal oscillators, but it is usable by a *loscil* unit. The soundfile can also be mono or stereo.

filcod – integer or character-string denoting the source soundfile name. An integer denotes the file *soundin .filcod*; a character-string (in double quotes, spaces permitted) gives the filename itself, optionally a full pathname. If not a full path, the file is sought first in the current directory, then in that given by the environment variable SSDIR (if defined) then by SFDIR. See also *soundin*.

skiptime – begin reading at *skiptime* seconds into the file.

channel – channel number to read in. 0 denotes read all channels.

format – specifies the audio data-file format:

1 - 8-bit signed character	4 - 16-bit short integers
2 - 8-bit A-law bytes	5 - 32-bit long integers
3 - 8-bit U-law bytes	6 - 32-bit floats

If *format* = 0 the sample format is taken from the soundfile header, or by default from the CSound *-o* command-line flag.

Note

Reading stops at end-of-file or when the table is full. Table locations not filled will contain zeros. If p4 is

Examples

Here is a simple example of the GEN01 routine. It uses the files *gen01.orc*, *gen01.sco*, and *beats.wav*. It uses the audio file “beats.wav”, here is its diagram:



21. GEN Routines

Diagram of the waveform generated by GEN01.

Example 1. A simple example of the GEN01 routine.

```
/* gen01.orc */
; Initialize the global variables.
sr = 44100
kr = 4410
ksmps = 10
nchnls = 1

; Instrument #1.
instr 1
  kamp = 30000
  kcps = 1
  ifn = 1
  ibas = 1

  ; Play the audio sample stored in Table #1.
  a1 loscil kamp, kcps, ifn, ibas
  out a1
endin
/* gen01.orc */
```

```
/* gen01.sco */
; Table #1: read an audio file (using GEN01).
f 1 0 131072 1 "beats.wav" 0 4 0

; Play Instrument #1 for 2 seconds.
i 1 0 2
e
/* gen01.sco */
```

Here is another example of the GEN01 routine. Csound will automatically compute the table size because we have set it to 0. This example uses the files *gen01computed.orc*, *gen01computed.sco*, and *beats.wav*.

Example 2. An example of the GEN01 routine with a computed table size.

```
/* gen01computed.orc */
; Initialize the global variables.
sr = 44100
kr = 4410
ksmps = 10
nchnls = 1

; Instrument #1.
instr 1
  kamp = 30000
  kcps = 1
  ifn = 1
  ibas = 1

  ; Play the audio sample stored in Table #1.
  a1 loscil kamp, kcps, ifn, ibas
  out a1
endin
/* gen01computed.orc */

/* gen01computed.sco */
; Table #1: an audio file (using GEN01).
; Since our table size is 0, Csound will compute it.
f 1 0 0 1 "beats.wav" 0 0 0

; Play Instrument #1 for 2 seconds.
i 1 0 2
e
/* gen01computed.sco */
```

Credits

Examples written by Kevin Conder

December 2002. Thanks goes to Kanata Motohashi for fixing mistakes in the examples.

September 2003. Thanks goes to Dr. Richard Boulanger for pointing out the references to the AIFF file format. GEN01 also works with WAV files.

21.2. GEN02

GEN02 – Transfers data from immediate pfields into a function table.

Description

This subroutine transfers data from immediate pfields into a function table.

Syntax

`f # time size 2 v1 v2 v3 ...`

Initialization

size – number of points in the table. Must be a power of 2 or a power-of-2 plus 1 (see *f statement*). The maximum tablesize is 16777216 (224) points.

v1, v2, v3, etc. – values to be copied directly into the table space. The number of values is limited by the compile-time variable *PMAX*, which controls the maximum pfields (currently 1000). The values copied may include the table guard point; any table locations not filled will contain zeros.

Note

If *p4* is positive, the table will be post-normalized (rescaled to a maximum absolute value of 1 after *gen02*).

Examples

Here is a simple example of the GEN02 routine. It uses the files *gen02.orc* and *gen02.sco*. It places 12 values plus an explicit wrap-around guard value into a table of size next-highest power of 2. Rescaling is inhibited. Here is its diagram:



Diagram of the waveform generated by GEN02.

Example 1. A simple example of the GEN02 routine.

```

/* gen02.orc */
; Initialize the global variables.
sr = 44100
kr = 4410
ksmps = 10
nchnls = 1

; Instrument #1.
instr 1
; Create an index over the length of our entire note.
kcps init 1/p3
kndx phasor kcps

; Read Table #1 with our index.
ifn = 1
ixmode = 1
kamp tablei kndx, ifn, ixmode

; Create a sine wave, use the Table #1 values to control
; the amplitude. This creates a sound with a long attack.
a1 oscil kamp*30000, 440, 2
out a1
endin
/* gen02.orc */

/* gen02.sco */
; Table #1: an envelope with a long attack (using GEN02).
f 1 0 16 2 0 1 2 3 4 5 6 7 8 9 10 11 0
; Table #2, a sine wave.

```

21. GEN Routines

```
f 2 0 16384 10 1
; Play Instrument #1 for 2 seconds.
i 1 0 2
e
/* gen02.sco */
```

See Also

GEN17

Credits

December 2002. Thanks to Rasmus Ekman, corrected the limit of the *PMAX* variable.

21.3. GEN03

GEN03 – Generates a stored function table by evaluating a polynomial.

Description

This subroutine generates a stored function table by evaluating a polynomial in *x* over a fixed interval and with specified coefficients.

Syntax

```
f # time size 3 xval1 xval2 c0 c1 c2 ... cn
```

Initialization

size – number of points in the table. Must be a power of 2 or a power-of-2 plus 1.

xval1, *xval2* – left and right values of the *x* interval over which the polynomial is defined (*xval1* < *xval2*). These will produce the 1st stored value and the (power-of-2 plus 1)th stored value respectively in the generated function table.

c0, *c1*, *c2*, ... *cn* – coefficients of the *n*th-order polynomial

$$c0 + c1x + c2x^2 + \dots + cnx^n$$

Coefficients may be positive or negative real numbers; a zero denotes a missing term in the polynomial. The coefficient list begins in p7, providing a current upper limit of 144 terms.

Note

The defined segment [fn(*xval1*), fn(*xval2*)] is evenly distributed. Thus a 512-point table over the interval [-1,1]

Examples

Here is a simple example of the GEN03 routine. It uses the files *gen03.orc* and *gen03.sco*. It fills a table with a 4th order polynomial function over the *x*-interval -1 to 1. The origin will be at the offset position 512. The function is post-normalized. Here is its diagram:



Diagram of the waveform generated by GEN03.

Example 1. A simple example of the GEN03 routine.

```
/* gen03.orc */
; Initialize the global variables.
sr = 44100
kr = 4410
ksmps = 10
nchnls = 1

; Instrument #1.
instr 1
; Create an index over the length of our entire note.
kcps init 1/p3
kndx phasor kcps

; Read Table #1 with our index.
ifn = 1
ixmode = 1
kamp table kndx, ifn, ixmode

; Create a sine wave, use the Table #1 values to control
; the amplitude.
a1 oscil kamp*30000, 440, 2
out a1
endin
/* gen03.orc */
```

```
/* gen03.sco */
; Table #1: a polynomial function (using GEN03).
f 1 0 1025 3 -1 1 5 4 3 2 2 1
; Table #2, a sine wave.
f 2 0 16384 10 1

; Play Instrument #1 for 2 seconds.
i 1 0 2
e
/* gen03.sco */
```

See Also

GEN13 , *GEN14* , and *GEN15* .

21.4. GEN04

GEN04 – Generates a normalizing function.

Description

This subroutine generates a normalizing function by examining the contents of an existing table.

Syntax

f # time size 4 *source*# *sourcemode*

Initialization

size – number of points in the table. Should be power-of-2 plus 1. Must not exceed (except by 1) the size of the source table being examined; limited to just half that size if the *sourcemode* is of type offset (see below).

source # – table number of stored function to be examined.

21. GEN Routines

sourcemode – a coded value, specifying how the source table is to be scanned to obtain the normalizing function. Zero indicates that the source is to be scanned from left to right. Non-zero indicates that the source has a bipolar structure; scanning will begin at the mid-point and progress outwards, looking at pairs of points equidistant from the center.

Note

The normalizing function derives from the progressive absolute maxima of the source table being scanned. The

Examples

```
f
 2  0  512  4  1  1
```

This creates a normalizing function for use in connection with the *GEN03* table 1 example. Mid-point bipolar offset is specified.

21.5. GEN05

GEN05 – Constructs functions from segments of exponential curves.

Description

Constructs functions from segments of exponential curves.

Syntax

```
f # time size 5 a n1 b n2 c ...
```

Initialization

size – number of points in the table. Must be a power of 2 or power-of-2 plus 1 (see *f statement*).

a, *b*, *c*, etc. – ordinate values, in odd-numbered pfields p5, p7, p9, These must be nonzero and must be alike in sign.

n1, *n2* , etc. – length of segment (no. of storage locations), in even-numbered pfields. Cannot be negative, but a zero is meaningful for specifying discontinuous waveforms (e.g. in the example below). The sum $n1 + n2 + \dots$ will normally equal *size* for fully specified functions. If the sum is smaller, the function locations not included will be set to zero; if the sum is greater, only the first *size* locations will be stored.

Note

If p4 is positive, functions are post-normalized (rescaled to a maximum absolute value of 1 after generation). A

Examples

Here is a simple example of the GEN05 routine. It uses the files *gen05.orc* and *gen05.sco* . It will create a nice percussive amplitude envelope. Here is its diagram:



Diagram of the waveform generated by GEN05.

Example 1. A simple example of the GEN05 routine.

```
/* gen05.orc */
; Initialize the global variables.
sr = 44100
```



```

kr = 4410
ksmps = 10
nchnls = 1

; Instrument #1.
instr 1
; Create an index over the length of our entire note.
kcps init 1/p3
kndx phasor kcps

; Read Table #1 with our index.
ifn = 1
ixmode = 1
kamp table kndx, ifn, ixmode

; Create a sine wave, use the Table #1 values to control
; the amplitude. This creates a nice percussive sound.
a1 oscil kamp*30000, 440, 2
out a1
endin
/* gen05.orc */

/* gen05.sco */
; Table #1: a percussive envelope (using GEN05).
f 1 0 64 5 1 2 120 60 1 1 0.001 1
; Table #2, a sine wave.
f 2 0 16384 10 1

; Play Instrument #1 for 2 seconds.
i 1 0 2
e
/* gen05.sco */

```

See Also

GEN06 , *GEN07* , and *GEN08*

Credits

Example written by Kevin Conder

21.6. GEN06

GEN06 – Generates a function comprised of segments of cubic polynomials.

Description

This subroutine will generate a function comprised of segments of cubic polynomials, spanning specified points just three at a time.

Syntax

f # time size 6 *a* *n1* *b* *n2* *c* *n3* *d* ...

Initialization

size – number of points in the table. Must be a power of 2 or power-of-2 plus 1 (see *f statement*).

a, *c*, *e*, ... – local maxima or minima of successive segments, depending on the relation of these points to adjacent inflexions. May be either positive or negative.

21. GEN Routines

b, d, f, \dots – ordinate values of points of inflexion at the ends of successive curved segments. May be positive or negative.

$n1, n2, n3 \dots$ – number of stored values between specified points. Cannot be negative, but a zero is meaningful for specifying discontinuities. The sum $n1 + n2 + \dots$ will normally equal size for fully specified functions. (for details, see *GEN05*).

Note

GEN06 constructs a stored function from segments of cubic polynomial functions. Segments link ordinate values.

Examples

Here is a simple example of the GEN06 routine. It uses the files *gen06.orc* and *gen06.sco* . It creates a curve running 0 to 1 to -1, with a minimum, maximum and minimum at these values respectively. Inflexions are at .5 and 0 and are relatively smooth. Here is its diagram:



Diagram of the waveform generated by GEN06.

Example 1. A simple example of the GEN06 routine.

```
/* gen06.orc */
; Initialize the global variables.
sr = 44100
kr = 4410
ksmps = 10
nchnls = 1

; Instrument #1.
instr 1
; Create an index over the length of our entire note.
kcps init 1/p3
kndx phasor kcps

; Read Table #1 with our index.
ifn = 1
ixmode = 1
kval table kndx, ifn, ixmode

; Generate a sine waveform, use our Table #1 value to
; vary its frequency by 100 Hz from its base frequency.
ibasefreq = 440
kfreq = kval * 100
a1 oscil 20000, ibasefreq + kfreq, 2
out a1
endin
/* gen06.orc */
```

```
/* gen06.sco */
; Table #1: a curve (using GEN06).
f 1 0 65 6 0 16 0.5 16 1 16 0 16 -1
; Table #2, a sine wave.
f 2 0 16384 10 1

; Play Instrument #1 for 2 seconds.
i 1 0 2
e
/* gen06.sco */
```

See Also

GEN05 , *GEN07* , and *GEN08*

21.7. GEN07

GEN07 – Constructs functions from segments of straight lines.

Description

Constructs functions from segments of straight lines.

Syntax

`f # time size 7 a n1 b n2 c ...`

Initialization

size – number of points in the table. Must be a power of 2 or power-of-2 plus 1 (see *f statement*).

a, *b*, *c*, etc. – ordinate values, in odd-numbered pfields p5, p7, p9, . . .

n1, *n2* , etc. – length of segment (no. of storage locations), in even-numbered pfields. Cannot be negative, but a zero is meaningful for specifying discontinuous waveforms (e.g. in the example below). The sum $n1 + n2 + \dots$ will normally equal *size* for fully specified functions. If the sum is smaller, the function locations not included will be set to zero; if the sum is greater, only the first *size* locations will be stored.

Note

If p4 is positive, functions are post-normalized (rescaled to a maximum absolute value of 1 after generation).

Examples

Here is a simple example of the GEN07 routine. It uses the files *gen07.orc* and *gen07.sco* . It will create a single-cycle sawtooth whose discontinuity is mid-way in the stored function. Here is its diagram:



Diagram of the waveform generated by GEN07.

Example 1. A simple example of the GEN07 routine.

```
/* gen07.orc */
; Initialize the global variables.
sr = 44100
kr = 4410
ksmps = 10
nchnls = 1

; Instrument #1.
instr 1
  kamp = 30000
  kcps = 440
  ifn = 1

  ; Play the sine wave stored in Table #1.
  a1 oscil kamp, kcps, ifn
  out a1
endin
/* gen07.orc */
```

```
/* gen07.sco */
; Table #1: a sawtooth wave (using GEN07).
f 1 0 256 7 0 128 1 0 -1 128 0

; Play Instrument #1 for 2 seconds.
i 1 0 2
e
/* gen07.sco */
```

See Also

GEN05 , *GEN06* , and *GEN08*

21.8. GEN08

GEN08 – Generate a piecewise cubic spline curve.

Description

This subroutine will generate a piecewise cubic spline curve, the smoothest possible through all specified points.

Syntax

f # time size 8 a n1 b n2 c n3 d ...

Initialization

size – number of points in the table. Must be a power of 2 or power-of-2 plus 1 (see *f statement*).

a, *b*, *c*, etc. – ordinate values of the function.

n1, *n2*, *n3* ... – length of each segment measured in stored values. May not be zero, but may be fractional. A particular segment may or may not actually store any values; stored values will be generated at integral points from the beginning of the function. The sum $n1 + n2 + \dots$ will normally equal *size* for fully specified functions.

Note

GEN08 constructs a stored table from segments of cubic polynomial functions. Each segment runs between two

Examples

Here is a simple example of the GEN08 routine. It uses the files *gen08.orc* and *gen08.sco* . It will create a curve with a smooth hump in the middle, going briefly negative outside the hump then flat at its ends. Here is its diagram:



Diagram of the waveform generated by GEN08.

Example 1. A simple example of the GEN08 routine.

```

/* gen08.orc */
; Initialize the global variables.
sr = 44100
kr = 4410
ksmps = 10
nchnls = 1

; Instrument #1.
instr 1
; Create an index over the length of our entire note.
kcps init 1/p3
kndx phasor kcps

; Read Table #1 with our index.
ifn = 1
ixmode = 1
kval table kndx, ifn, ixmode

```

```

; Generate a sine waveform, use our Table #1 value to
; vary its frequency by 100 Hz from its base frequency.
ibasefreq = 440
kfreq = kval * 100
a1 oscil 20000, ibasefreq + kfreq, 2
out a1
endin
/* gen08.orc */

```

```

/* gen08.sco */
; Table #1: a curve with a smooth hump (using GEN08).
f 1 0 65 8 0 16 0 16 1 16 0 16 0
; Table #2, a sine wave.
f 2 0 16384 10 1
; Play Instrument #1 for two seconds.
i 1 0 2
e
/* gen08.sco */

```

See Also

GEN05 , *GEN06* , and *GEN07*

21.9. GEN09

GEN09 – Generate composite waveforms made up of weighted sums of simple sinusoids.

Description

These subroutines generate composite waveforms made up of weighted sums of simple sinusoids. The specification of each contributing partial requires 3 p-fields using *GEN09* .

Syntax

f # time size 9 *pna* *stra* *phsa* *pnb* *strb* *phsb* ...

Initialization

size – number of points in the table. Must be a power of 2 or power-of-2 plus 1 (see *f statement*).

pna, *pnb* , etc. – partial no. (relative to a fundamental that would occupy *size* locations per cycle) of sinusoid a, sinusoid b, etc. Must be positive, but need not be a whole number, i.e., non-harmonic partials are permitted. Partial numbers may be in any order.

stra, *strb* , etc. – strength of partials *pna*, *pnb* , etc. These are relative strengths, since the composite waveform may be rescaled later. Negative values are permitted and imply a 180 degree phase shift.

phsa, *phsb* , etc. – initial phase of partials *pna*, *pnb*, etc., expressed in degrees (0-360).

Note

These subroutines generate stored functions as sums of sinusoids of different frequencies. The two major

Examples

Here is a simple example of the GEN09 routine. It uses the files *gen09.orc* and *gen09.sco* . It will generate a cosine wave, a sine wave with an initial phase of 90 degrees. Here is its diagram:

21. GEN Routines



Diagram of the waveform generated by GEN09.

Example 1. A simple example of the GEN09 routine.

```
/* gen09.orc */
; Initialize the global variables.
sr = 44100
kr = 4410
ksmps = 10
nchnls = 1

; Instrument #1.
instr 1
  kamp = 30000
  kcps = 440
  ifn = 1

  ; Play the waveform stored in Table #1.
  a1 oscil kamp, kcps, ifn
  out a1
endin
/* gen09.orc */
```

```
/* gen09.sco */
; Table #1: a cosine wave (using GEN09).
; This is a sine wave with an initial phase of 90 degrees.
f 1 0 16384 9 1 1 90

; Play Instrument #1 for 2 seconds.
i 1 0 2
e
/* gen09.sco */
```

Here is another example of the GEN09 routine. It uses the files *gen09square.orc* and *gen09square.sco*. It combines partials 1, 3 and 9 in the relative strengths in which they are found in a square wave, except that partial 9 is upside down. It will be rescaled, here is its diagram:



Diagram of the waveform generated by GEN09.

Example 2. A square wave generated by the GEN09 routine.

```
/* gen09square.orc */
; Initialize the global variables.
sr = 44100
kr = 4410
ksmps = 10
nchnls = 1

; Instrument #1.
instr 1
  kamp = 30000
  kcps = 440
  ifn = 1

  ; Play the waveform stored in Table #1.
  a1 oscil kamp, kcps, ifn
  out a1
endin
/* gen09square.orc */
```

```
/* gen09square.sco */
; Table #1: an approximation of a square wave (using GEN09).
f 1 0 16384 9 1 3 0 3 1 0 9 0.3333 180

; Play Instrument #1 for 2 seconds.
i 1 0 2
e
/* gen09square.sco */
```

See Also

GEN10, *GEN19*

Credits

The simple example was written by Kevin Conder.

21.10. GEN10

GEN10 – Generate composite waveforms made up of weighted sums of simple sinusoids.

Description

These subroutines generate composite waveforms made up of weighted sums of simple sinusoids. The specification of each contributing partial requires 1 pfield using *GEN10* .

Syntax

f # time size 10 str1 str2 str3 str4 ...

Initialization

size – number of points in the table. Must be a power of 2 or power-of-2 plus 1 (see *f statement*).

str1, str2, str3, etc. – relative strengths of the fixed harmonic partial numbers 1,2,3, etc., beginning in p5. Partial not required should be given a strength of zero.

Note

These subroutines generate stored functions as sums of sinusoids of different frequencies. The two major

Examples

Here is a simple example of the GEN10 routine. It uses the files *gen10.orc* and *gen10.sco* . It will generate a simple sine wave. Here is its diagram:



Diagram of the waveform generated by GEN10.

Example 1. A simple example of the GEN10 routine.

```
/* gen10.orc */
; Initialize the global variables.
sr = 44100
kr = 4410
ksmps = 10
nchnls = 1

; Instrument #1.
instr 1
  kamp = 30000
  kcps = 440
  ifn = 1

  ; Play the sine wave stored in Table #1.
  a1 oscil kamp, kcps, ifn
  out a1
endin
/* gen10.orc */

/* gen10.sco */
; Table #1: a simple sine wave (using GEN10).
f 1 0 16384 10 1

; Play Instrument #1 for 2 seconds.
```

```
i 1 0 2
e
/* gen10.sco */
```

See Also

GEN09 , *GEN11* , and *GEN19* .

Credits

Example written by Kevin Conder

21.11. GEN11

GEN11 – Generates an additive set of cosine partials.

Description

This subroutine generates an additive set of cosine partials, in the manner of Csound generators *buzz* and *gbuzz* .

Syntax

f # time size 11 nh [lh] [r]

Initialization

size – number of points in the table. Must be a power of 2 or power-of-2 plus 1 (see *f statement*).

nh – number of harmonics requested. Must be positive.

lh (optional) – lowest harmonic partial present. Can be positive, zero or negative. The set of partials can begin at any partial number and proceeds upwards; if *lh* is negative, all partials below zero will reflect in zero to produce positive partials without phase change (since cosine is an even function), and will add constructively to any positive partials in the set. The default value is 1

r (optional) – multiplier in an amplitude coefficient series. This is a power series: if the *lh* th partial has a strength coefficient of *A* the (*lh* + *n*)th partial will have a coefficient of *A * rⁿ*, i.e. strength values trace an exponential curve. *r* may be positive, zero or negative, and is not restricted to integers. The default value is 1.

Note

This subroutine is a non-time-varying version of the CSound *buzz* and *gbuzz* generators, and is similarly useful a

Examples

Here is a simple example of the GEN11 routine. It uses the files *gen11.orc* and *gen11.sco* . It will generate a simple cosine wave. Here is its diagram:



Diagram of the waveform generated by GEN11.

Example 1. A simple example of the GEN11 routine.


```

/* gen11.orc */
; Initialize the global variables.
sr = 44100
kr = 4410
ksmps = 10
nchnls = 1

; Instrument #1.
instr 1
  kamp = 30000
  kcps = 440
  ifn = 1

  ; Play the cosine wave stored in Table #1.
  a1 oscil kamp, kcps, ifn
  out a1
endin
/* gen11.orc */

/* gen11.sco */
; Table #1: a simple cosine wave (using GEN11).
f 1 0 16384 11 1 1

; Play Instrument #1 for 2 seconds.
i 1 0 2
e
/* gen11.sco */

```

See Also

GEN10

Credits

Example written by Kevin Conder

21.12. GEN12

GEN12 – Generates the log of a modified Bessel function of the second kind.

Description

This generates the log of a modified Bessel function of the second kind, order 0, suitable for use in amplitude-modulated FM.

Syntax

f # time size 12 xint

Initialization

size – number of points in the table. Must be a power of 2 or a power-of-2 plus 1 (see *f statement*). The normal value is power-of-2 plus 1.

xint – specifies the *x* interval [0 to *+xint*] over which the function is defined.

Note

This subroutine draws the natural log of a modified Bessel function of the second kind, order 0 (common

Examples

Here is a simple example of the GEN12 routine. It uses the files *gen12.orc* and *gen12.sco*. It generates the function $\ln(I_0(x))$ from 0 to 20. Here is its diagram:



Diagram of the waveform generated by GEN12.

Example 1. A simple example of the GEN12 routine.

```
/* gen12.orc */
; Initialize the global variables.
sr = 44100
kr = 4410
ksmps = 10
nchnls = 1

; Instrument #1.
instr 1
; Create an index over the length of our entire note.
kcps init 1/p3
kndx phasor kcps

; Read Table #1 with our index.
ifn = 1
ixmode = 1
kamp tablei kndx, ifn, ixmode

; Create a sine wave, use the Table #1 values to control
; the amplitude. This creates a sound with a long attack.
a1 oscil kamp*30000, 440, 2
out a1
endin
/* gen12.orc */
```

```
/* gen12.sco */
; Table #1: a modified Bessel function (using GEN12).
f 1 0 2049 12 20
; Table #2, a sine wave.
f 2 0 16384 10 1

; Play Instrument #1 for 2 seconds.
i 1 0 2
e
/* gen12.sco */
```

Credits

Example written by Kevin Conder

21.13. GEN13

GEN13 – Stores a polynomial whose coefficients derive from the Chebyshev polynomials of the first kind.

Description

Uses Chebyshev coefficients to generate stored polynomial functions which, under waveshaping, can be used to split a sinusoid into harmonic partials having a pre-definable spectrum.

Syntax

f # time size 13 xint xamp h0 h1 h2 ...

Initialization

size – number of points in the table. Must be a power of 2 or a power-of-2 plus 1 (see *f statement*). The normal value is power-of-2 plus 1.

xint – provides the left and right values $[-xint, +xint]$ of the x interval over which the polynomial is to be drawn. These subroutines both call *GEN03* to draw their functions; the p5 value here is therefor expanded to a negative-positive p5, p6 pair before *GEN03* is actually called. The normal value is 1.

xamp – amplitude scaling factor of the sinusoid input that is expected to produce the following spectrum.

h0, h1, h2, etc. – relative strength of partials 0 (DC), 1 (fundamental), 2 ... that will result when a sinusoid of amplitude

$xamp * \text{int}(\text{size}/2)/xint$

is waveshaped using this function table. These values thus describe a frequency spectrum associated with a particular factor *xamp* of the input signal.

GEN13 is the function generator normally employed in standard waveshaping. It stores a polynomial whose coefficients derive from the Chebyshev polynomials of the first kind, so that a driving sinusoid of strength *xamp* will exhibit the specified spectrum at output. Note that the evolution of this spectrum is generally not linear with varying *xamp*. However, it is bandlimited (the only partials to appear will be those specified at generation time); and the partials will tend to occur and to develop in ascending order (the lower partials dominating at low *xamp*, and the spectral richness increasing for higher values of *xamp*). A negative *hn* value implies a 180 degree phase shift of that partial; the requested full-amplitude spectrum will not be affected by this shift, although the evolution of several of its component partials may be. The pattern $+,+,-,+,\dots$ for $h0,h1,h2,\dots$ will minimize the normalization problem for low *xamp* values (see above), but does not necessarily provide the smoothest pattern of evolution.

Examples

Here is a simple example of the GEN13 routine. It uses the files *gen13.orc* and *gen13.sco*. It creates a function which, under waveshaping, will split a sinusoid into 3 odd-harmonic partials of relative strength 5:3:1. Here is its diagram:



Diagram of the waveform generated by GEN13.

Example 1. A simple example of the GEN13 routine.

```

/* gen13.orc */
; Initialize the global variables.
sr = 44100
kr = 4410
ksmps = 10
nchnls = 1

; Instrument #1.
instr 1
; Create an index over the length of our entire note.
kcps init 1/p3
kndx phasor kcps

; Read Table #1 with our index.
ifn = 1
ixmode = 1
kval table kndx, ifn, ixmode

; Generate a sine waveform, use our Table #1 value to
; vary its frequency by 100 Hz from its base frequency.
ibasefreq = 440
kfreq = kval * 100
a1 oscil 20000, ibasefreq + kfreq, 2
out a1

```

21. GEN Routines

```
endin
/* gen13.orc */

/* gen13.sco */
; Table #1: a polynomial function (using GEN13).
f 1 0 1025 13 1 1 0 5 0 3 0 1
; Table #2, a sine wave.
f 2 0 16384 10 1

; Play Instrument #1 for 2 seconds.
i 1 0 2
e
/* gen13.sco */
```

See Also

GEN03 , *GEN14* , and *GEN15* .

21.14. GEN14

GEN14 – Stores a polynomial whose coefficients derive from Chebyshevs of the second kind.

Description

Uses Chebyshev coefficients to generate stored polynomial functions which, under waveshaping, can be used to split a sinusoid into harmonic partials having a pre-definable spectrum.

Syntax

f # time size 14 xint xamp h0 h1 h2 ...

Initialization

size – number of points in the table. Must be a power of 2 or a power-of-2 plus 1 (see *f statement*). The normal value is power-of-2 plus 1.

xint – provides the left and right values $[-xint, +xint]$ of the x interval over which the polynomial is to be drawn. These subroutines both call *GEN03* to draw their functions; the p5 value here is therefore expanded to a negative-positive p5, p6 pair before *GEN03* is actually called. The normal value is 1.

xamp – amplitude scaling factor of the sinusoid input that is expected to produce the following spectrum.

h0, *h1*, *h2*, etc. – relative strength of partials 0 (DC), 1 (fundamental), 2 ... that will result when a sinusoid of amplitude

$xamp * \text{int}(\text{size}/2)/xint$

is waveshaped using this function table. These values thus describe a frequency spectrum associated with a particular factor *xamp* of the input signal.

Note

GEN13 is the function generator normally employed in standard waveshaping. It stores a polynomial whose coefficients

Examples

Here is a simple example of the GEN14 routine. It uses the files *gen14.orc* and *gen14.sco*. It creates a function which, under waveshaping, will split a sinusoid into 3 odd-harmonic partials of relative strength 5:3:1. Here is its diagram:



Diagram of the waveform generated by GEN14.

Example 1. A simple example of the GEN14 routine.

```
/* gen14.orc */
; Initialize the global variables.
sr = 44100
kr = 4410
ksmps = 10
nchnls = 1

; Instrument #1.
instr 1
; Create an index over the length of our entire note.
kcps init 1/p3
kndx phasor kcps

; Read Table #1 with our index.
ifn = 1
ixmode = 1
kval table kndx, ifn, ixmode

; Generate a sine waveform, use our Table #1 value to
; vary its frequency by 100 Hz from its base frequency.
ibasefreq = 440
kfreq = kval * 100
a1 oscil 20000, ibasefreq + kfreq, 2
out a1
endin
/* gen14.orc */

/* gen14.sco */
; Table #1: a polynomial function (using GEN14).
f 1 0 1025 14 1 1 0 5 0 3 0 1
; Table #2, a sine wave.
f 2 0 16384 10 1

; Play Instrument #1 for 2 seconds.
i 1 0 2
e
/* gen14.sco */
```

See Also

GEN03, *GEN13*, and *GEN15*.

Credits

Example written by Kevin Conder

21.15. GEN15

GEN15 – Creates two tables of stored polynomial functions.

Description

This subroutine creates two tables of stored polynomial functions, suitable for use in phase quadrature operations.

Syntax

f # time size 15 xint xamp h0 phs0 h1 phs1 h2 phs2 ...

Initialization

size – number of points in the table. Must be a power of 2 or a power-of-2 plus 1 (see *f statement*). The normal value is power-of-2 plus 1.

xint – provides the left and right values $[-xint, +xint]$ of the x interval over which the polynomial is to be drawn. This subroutine will eventually call *GEN03* to draw both functions; this *p5* value is therefor expanded to a negative-positive *p5*, *p6* pair before *GEN03* is actually called. The normal value is 1.

xamp – amplitude scaling factor of the sinusoid input that is expected to produce the following spectrum.

h0, *h1*, *h2*, ... *hn* – relative strength of partials 0 (DC), 1 (fundamental), 2 ... that will result when a sinusoid of amplitude

$xamp * \text{int}(\text{size}/2)/xint$

is waveshaped using this function table. These values thus describe a frequency spectrum associated with a particular factor *xamp* of the input signal.

phs0, *phs1*, ... – phase in degrees of desired harmonics *h0*, *h1*, ... when the two functions of *GEN15* are used with phase quadrature.

Note

GEN15 creates two tables of equal size, labeled *f #* and *f # + 1*. Table *#* will contain a Chebyshev function

See Also

GEN03, *GEN13*, and *GEN14*.

21.16. GEN16

GEN16 – Creates a table from a starting value to an ending value.

Description

Creates a table from *beg* value to *end* value of *dur* steps.

Syntax

f # time size 16 beg dur type end

Initialization

size – number of points in the table. Must be a power of 2 or a power-of-2 plus 1 (see *f statement*). The normal value is power-of-2 plus 1.

beg – starting value

dur – number of segments

type – if 0, a straight line is produced. If non-zero, then *GEN16* creates the following curve, for *dur* steps:

$$\text{beg} + (\text{end} - \text{beg}) * (1 - \exp(-i * \text{type} / (\text{dur} - 1))) / (1 - \exp(\text{type}))$$

end – value after *dur* segments

Note

If *type* > 0, there is a slowly rising, fast decaying (convex) curve, while if *type* < 0, the curve is fast rising

Credits

Author: John Fitch University of Bath, Codemist. Ltd. Bath, UK October, 2000
New in Csound version 4.09

21.17. GEN17

GEN17 – Creates a step function from given x-y pairs.

Description

This subroutine creates a step function from given x-y pairs.

Syntax

f # time size 17 *x1* *a* *x2* *b* *x3* *c* ...

Initialization

size – number of points in the table. Must be a power of 2 or a power-of-2 plus 1 (see *f statement*). The normal value is power-of-2 plus 1.

x1, *x2*, *x3*, etc. – x-ordinate values, in ascending order, 0 first.

a, *b*, *c*, etc. – y-values at those x-ordinates, held until the next x-ordinate.

Note

This subroutine creates a step function of x-y pairs whose y-values are held to the right. The right-most

Examples

```
f 1 0 128 -17 0 1 12 2 24 3 36 4 48 5 60 6 72 7 84 8
```

This describes a step function with 8 successively increasing levels, each 12 locations wide except the last which extends its value to the end of the table. Rescaling is inhibited. Indexing into this table with a MIDI note-number would retrieve a different value every octave up to the eighth, above which the value returned would remain the same.

See Also

GEN02

21.18. GEN18

GEN18 – Writes composite waveforms made up of pre-existing waveforms.

Description

Writes composite waveforms made up of pre-existing waveforms. Each contributing waveform requires 4 pfields and can overlap with other waveforms.

Syntax

```
f # time size 18 fna ampa starta finisha fna ampa starta finisha ...
```

Initialization

size – number of points in the table. Must be a power-of-2 plus 1 (see *f* statement).

fna, fnb, etc. – pre-existing table number to be written into the table.

ampa, ampb, etc. – strength of wavefoms. These are relative strengths, since the composite waveform may be rescaled later. Negative values are permitted and imply a 180 degree phase shift.

starta, startb, etc. – where to start writing the fn into the table.

finisha, finishb, etc. – where to stop writing the fn into the table.

Examples

```
f 1 0 4096 10 1
f 2 0 1025 18 1 1 0 512 1 1 513 1025
```

f2 consists of two copies of f1 written in to locations 0-512 and 513-1025.

Deprecated Names

GEN18 was called *GEN22* in version 4.18. The name was changed due to a conflict with DirectC-sound.

Credits

Author: William “Pete” Moss University of Texas at Austin Austin, Texas USA January 2002

New in version 4.18, changed in version 4.19

21.19. GEN19

GEN19 – Generate composite waveforms made up of weighted sums of simple sinusoids.

Description

These subroutines generate composite waveforms made up of weighted sums of simple sinusoids. The specification of each contributing partial requires 4 p-fields using *GEN19* .

Syntax

`f # time size 19 pna stra phsa dcoa pnb strb phsb dcob ...`

Initialization

size – number of points in the table. Must be a power of 2 or power-of-2 plus 1 (see *f statement*).

pna, *pnb* , etc. – partial no. (relative to a fundamental that would occupy *size* locations per cycle) of sinusoid a, sinusoid b, etc. Must be positive, but need not be a whole number, i.e., non-harmonic partials are permitted. Partial numbers may be in any order.

stra, *strb* , etc. – strength of partials *pna*, *pnb* , etc. These are relative strengths, since the composite waveform may be rescaled later. Negative values are permitted and imply a 180 degree phase shift.

phsa, *phsb* , etc. – initial phase of partials *pna*, *pnb*, etc., expressed in degrees.

dcoa, *dcob* , etc. – DC offset of partials *pna*, *pnb* , etc. This is applied *after* strength scaling, i.e. a value of 2 will lift a 2-strength sinusoid from range [-2,2] to range [0,4] (before later rescaling).

Note

These subroutines generate stored functions as sums of sinusoids of different frequencies. The two major

Examples

Here is a simple example of the GEN19 routine. It uses the files *gen19.orc* and *gen19.sco* . It will generate a nice bell curve, here is its diagram:



Diagram of the waveform generated by GEN19.

Example 1. A simple example of the GEN19 routine.

```
/* gen19.orc */
; Initialize the global variables.
sr = 44100
kr = 4410
ksmps = 10
nchnls = 1

; Instrument #1.
instr 1
; Create an index over the length of our entire note.
kcps init 1/p3
kndx phasor kcps

; Read Table #1 with our index.
ifn = 1
ixmode = 1
kval table kndx, ifn, ixmode

; Generate a sine waveform, use our Table #1 value to
; vary its frequency by 100 Hz from its base frequency.
ibasefreq = 440
kfreq = kval * 100
a1 oscil 20000, ibasefreq + kfreq, 2
out a1
endin
/* gen19.orc */
```

```
/* gen19.sco */
; Table #1: a bell curve (using GEN19).
f 1 0 16384 -19 1 1 260 1
; Table #2, a sine wave.
f 2 0 16384 10 1

; Play Instrument #1 for 3 seconds.
i 1 0 3
e
```

```
/* gen19.sco */
```

See Also

GEN09 and *GEN10*

Credits

Example written by Kevin Conder

21.20. GEN20

GEN20 – Generates functions of different windows.

Description

This subroutine generates functions of different windows. These windows are usually used for spectrum analysis or for grain envelopes.

Syntax

f # time size 20 window max [opt]

Initialization

size – number of points in the table. Must be a power of 2 (+ 1).

window – Type of window to generate:

- 1 = Hamming
- 2 = Hanning
- 3 = Bartlett (triangle)
- 4 = Blackman (3-term)
- 5 = Blackman - Harris (4-term)
- 6 = Gaussian
- 7 = Kaiser
- 8 = Rectangle
- 9 = Sync

max – For negative p4 this will be the absolute value at window peak point. If p4 is positive or p4 is negative and p6 is missing the table will be post-rescaled to a maximum value of 1.

opt – Optional argument required by the Kaiser window.

Examples

```
f
    1      0      1024      20      5
```

This creates a function which contains a 4 - term Blackman - Harris window with maximum value of 1.

```
f
    1      0      1024      -20      2      456
```

This creates a function that contains a Hanning window with a maximum value of 456.

```
f
    1      0      1024      -20      1
```

This creates a function that contains a Hamming window with a maximum value of 1.

```
f
    1      0      1024      20      7      1      2
```

This creates a function that contains a Kaiser window with a maximum value of 1. The extra argument specifies how “open” the window is, for example a value of 0 results in a rectangular window and a value of 10 in a Hamming like window.

For diagrams, see *Window Functions*

Credits

Author: Paris Smaragdis MIT, Cambridge 1995

Author: John fitch University of Bath/Codemist Ltd. Bath, UK

New in Csound version 3.2

21.21. GEN21

GEN21 – Generates tables of different random distributions.

Description

This generates tables of different random distributions. (See also *betarand* , *bexprnd* , *cauchy* , *exprand* , *gauss* , *linrand* , *pcauchy* , *poisson* , *trirand* , *unirand* , and *weibull*)

Syntax

```
f # time size 21 type level [arg1 [arg2]]
```

Initialization

time and *size* are the usual GEN function arguments. *level* defines the amplitude. Note that GEN21 is not self-normalizing as are most other GEN functions. *type* defines the distribution to be used as follow:

- 1 = Uniform (positive numbers only)
- 2 = Linear (positive numbers only)
- 3 = Triangular (positive and negative numbers)

21. GEN Routines

- 4 = Exponential (positive numbers only)
- 5 = Biexponential (positive and negative numbers)
- 6 = Gaussian (positive and negative numbers)
- 7 = Cauchy (positive and negative numbers)
- 8 = Positive Cauchy (positive numbers only)
- 9 = Beta (positive numbers only)
- 10 = Weibull (positive numbers only)
- 11 = Poisson (positive numbers only)

Of all these cases only 9 (Beta) and 10 (Weibull) need extra arguments. Beta needs two arguments and Weibull one.

Examples

```
f
1 0 1024 21 1      ; Uniform (white noise)
f
1 0 1024 21 6      ; Gaussian
f
1 0 1024 21 9 1 1 2 ; Beta (note that level precedes arguments)
f
1 0 1024 21 10 1 2 ; Weibull
```

All of the above additions were designed by the author between May and December 1994, under the supervision of Dr. Richard Boulanger.

Credits

Author: Paris Smaragdis MIT, Cambridge 1995

Author: John fitch University of Bath/Codemist Ltd. Bath, UK

New in Csound version 3.2

21.22. GEN22

GEN22 – Deprecated.

Description

Deprecated as of version 4.19. Use the *GEN18* routine instead.

21.23. GEN23

GEN23 – Reads numeric values from a text file.

Description

This subroutine reads numeric values from an external ASCII file.

Syntax

f # time size -23 "filename.txt"

Initialization

"*filename.txt*" – numeric values contained in "filename.txt" (which indicates the complete pathname of the character file to be read), can be separated by spaces, tabs, newline characters or commas. Also, words that contains non-numeric characters can be used as comments since they are ignored.

size – number of points in the table. Must be a power of 2, power of 2 + 1, or zero. If *size* = 0, table size is determined by the number of numeric values in *filename.txt*. (New in Csound version 3.57)

Note

All characters following ';' (comment) are ignored until next line (numbers too).

Credits

Author: Gabriel Maldonado Italy February, 1998

New in Csound version 3.47

21.24. GEN24

GEN24 – Reads numeric values from another allocated function-table and rescales them.

Description

This subroutine reads numeric values from another allocated function-table and rescales them according to the max and min values given by the user.

Syntax

f # time size -24 ftable min max

Initialization

#, *time*, *size* – the usual GEN parameters. See f statement.

ftable – ftable must be an already allocated table with the same size as this function.

min, *max* – the rescaling range.

Note

This GEN is useful, for example, to eliminate the starting offset in exponential segments allowing a real

Credits

Author: Gabriel Maldonado

New in Csound version 4.16

21.25. GEN25

GEN25 – Construct functions from segments of exponential curves in breakpoint fashion.

Description

These subroutines are used to construct functions from segments of exponential curves in breakpoint fashion.

Syntax

f # time size 25 x1 y1 x2 y2 x3 ...

Initialization

size – number of points in the table. Must be a power of 2 or power-of-2 plus 1 (see *f statement*).

x1, x2, x3, etc. – locations in table at which to attain the following y value. Must be in increasing order. If the last value is less than size, then the rest will be set to zero. Should not be negative but can be zero.

y1, y2, y3, , etc. – Breakpoint values attained at the location specified by the preceding x value. These must be non-zero and must be alike in sign.

Note

If p4 is positive, functions are post-normalized (rescaled to a maximum absolute value of 1 after generation). A

See Also

f statement , *GEN27*

Credits

Author: John ffitch University of Bath/Codemist Ltd. Bath, UK
New in Csound version 3.49

21.26. GEN27

GEN27 – Construct functions from segments of straight lines in breakpoint fashion.

Description

Construct functions from segments of straight lines in breakpoint fashion.

Syntax

f # time size 27 x1 y1 x2 y2 x3 ...

Initialization

size – number of points in the table. Must be a power of 2 or power-of-2 plus 1 (see *f statement*).

x1, x2, x3, etc. – locations in table at which to attain the following y value. Must be in increasing order. If the last value is less than size, then the rest will be set to zero. Should not be negative but can be zero.

y1, y2, y3, , etc. – Breakpoint values attained at the location specified by the preceding x value.

Note

If p4 is positive, functions are post-normalized (rescaled to a maximum absolute value of 1 after generat

Examples

```
f
1 0 257 27 0 0 100 1 200 -1 256 0
```

This describes a function which begins at 0, rises to 1 at the 100th table location, falls to -1, by the 200th location, and returns to 0 by the end of the table. The interpolation is linear.

See Also

f statement , *GEN25*

Credits

Author: John fitch University of Bath/Codemist Ltd. Bath, UK

New in Csound version 3.49

21.27. GEN28

GEN28 – Reads a text file which contains a time-tagged trajectory.

Description

This function generator reads a text file which contains sets of three values representing the xy coordinates and a time-tag for when the signal should be placed at that location, allowing the user to define a time-tagged trajectory. The file format is in the form:

```
time1 X1 Y1
time2 X2 Y2
time3 X3 Y3
```

The configuration of the xy coordinates in space places the signal in the following way:

- a1 is -1, 1
- a2 is 1, 1
- a3 is -1, -1
- a4 is 1, -1

21. GEN Routines

This assumes a loudspeaker set up as a1 is left front, a2 is right front, a3 is left back, a4 is right back. Values greater than 1 will result in sounds being attenuated as if in the distance. *GEN28* creates values to 10 milliseconds of resolution.

Syntax

```
f # time size 28 iflcod
```

Initialization

size – number of points in the table. Must be 0. *GEN28* takes 0 as the size and automatically allocates memory.

iflcod – character-string denoting the source soundfile name. A character-string (in double quotes, spaces permitted) gives the filename itself, optionally a full pathname. If not a full path, the named file is sought in the current directory.

Examples

```
f 1 0 0 28 "move"
```

The file “move” should look like:

```
0    -1    1
1     1    1
2     4    4
2.1  -4   -4
3     10  -10
5    -40    0
```

Since *GEN28* creates values to 10 milliseconds of resolution, there will be 500 values created by interpolating X1 to X2 to X3 and so on, and Y1 to Y2 to Y3 and so on, over the appropriate number of values that are stored in the function table. The sound will begin in the left front, over 1 second it will move to the right front, over another second it move further into the distance but still in the left front, then in just 1/10th of a second it moves to the left rear, a bit distant. Finally over the last .9 seconds the sound will move to the right rear, moderately distant, and it comes to rest between the two left channels (due west!), quite distant.

Credits

Author: Richard Karpen Seattle, Wash 1998

New in Csound version 3.48

21.28. GEN30

GEN30 – Generates harmonic partials by analyzing an existing table.

Description

Extracts a range of harmonic partials from an existing waveform.

Syntax

f # time size 30 src minh maxh [ref_sr] [interp]

Performance

src – source ftable

minh – lowest harmonic number

maxh – highest harmonic number

ref_sr (optional) – maxh is scaled by (sr / ref_sr). The default value of ref_sr is sr. If ref_sr is zero or negative, it is now ignored.

interp (optional) – if non-zero, allows changing the amplitude of the lowest and highest harmonic partial depending on the fractional part of *minh* and *maxh*. For example, if *maxh* is 11.3 then the 12th harmonic partial is added with 0.3 amplitude. This parameter is zero by default.

GEN30 does not support tables with an extended guard point (ie. table size = power of two + 1). Although such tables will work both for input and output, when reading source table(s), the guard point is ignored, and when writing the output table, guard point is simply copied from the first sample (table index = 0).

The reason of this limitation is that *GEN30* uses FFT, which requires power of two table size. *GEN32* allows using linear interpolation for resampling and phase shifting, which makes it possible to use any table size (however, for partials calculated with FFT, the power of two limitation still exists).

Credits

Author: Istvan Varga

New in version 4.16

21.29. GEN31

GEN31 – Mixes any waveform specified in an existing table.

Description

This routine is similar to GEN09, but allows mixing any waveform specified in an existing table.

Syntax

f # time size 31 src pna stra phsa pnb strb phsb ...

Performance

src – source table number

pna, *pnb*, ... – partial number, must be a positive integer

stra, *strb*, ... – amplitude scale

21. GEN Routines

phsa, *phsb*, ... – start phase (0 to 1)

GEN31 does not support tables with an extended guard point (ie. table size = power of two + 1). Although such tables will work both for input and output, when reading source table(s), the guard point is ignored, and when writing the output table, guard point is simply copied from the first sample (table index = 0).

The reason of this limitation is that *GEN31* uses FFT, which requires power of two table size. *GEN32* allows using linear interpolation for resampling and phase shifting, which makes it possible to use any table size (however, for partials calculated with FFT, the power of two limitation still exists).

Credits

Author: Istvan Varga

New in version 4.15

21.30. GEN32

GEN32 – Mixes any waveform, resampled with either FFT or linear interpolation.

Description

This routine is similar to *GEN31*, but allows specifying source ftable for each partial. Tables can be resampled either with FFT, or linear interpolation.

Syntax

f # time size 32 *srca* *pna* *stra* *phsa* *srcb* *pnb* *strb* *phsb* ...

Performance

srca, *srcb* – source table number. A negative value can be used to read the table with linear interpolation (by default, the source waveform is transposed and phase shifted using FFT); this is less accurate, but faster, and allows non-integer and negative partial numbers.

pna, *pnb*, ... – partial number, must be a positive integer if source table number is positive (i.e. resample with FFT).

stra, *strb*, ... – amplitude scale

phsa, *phsb*, ... – start phase (0 to 1)

Examples

```
itmp  ftgen 1, 0, 16384, 7, 1, 16384, -1      ; sawtooth
itmp  ftgen 2, 0, 8192, 10, 1                ; sine
; mix tables
itmp  ftgen 5, 0, 4096, -32, -2, 1.5, 1.0, 0.25, 1, 2, 0.5, 0, \
      1, 3, -0.25, 0.5
; window
itmp  ftgen 6, 0, 16384, 20, 3, 1
; generate band-limited waveforms
inote = 0
loop0:
icps  = 440 * exp(log(2) * (inote - 69) / 12) ; one table for
```

```

inumh = sr / (2 * icps) ; each MIDI note number
ift = int(inote + 256.5)
itmp ftgen ift, 0, 4096, -30, 5, 1, inumh
inote = inote + 1
      if (inote < 127.5) igoto loop0

      instr 1

kcps = expon 20, p3, 16000
kft = int(256.5 + 69 + 12 * log(kcps / 440) / log(2))
kft = (kft > 383 ? 383 : kft)

a1 phasor kcps
a1 tableikt a1, kft, 1, 0, 1

      out a1 * 10000

      endin
      instr 2

kcps = expon 20, p3, 16000
kft = int(256.5 + 69 + 12 * log(kcps / 440) / log(2))
kft = (kft > 383 ? 383 : kft)

kgdur limit 10 / kcps, 0.1, 1
a1 grain2 kcps, 0.02, kgdur, 30, kft, 6, -0.5

      out a1 * 2000

      endin

-----
score :
-----

t 0 60
i 1 0 10
i 2 12 10
e

```

Credits

Author: Rasmus Ekman

Programmer: Istvan Varga

New in version 4.17

21.31. GEN33

GEN33 – Generate composite waveforms by mixing simple sinusoids.

Description

These routines generate composite waveforms by mixing simple sinusoids, similarly to *GEN09*, but the parameters of the partials are specified in an already existing table, which makes it possible to calculate any number of partials in the orchestra.

The difference between *GEN33* and *GEN34* is that *GEN33* uses inverse FFT to generate output, while *GEN34* is based on the algorithm used in *oscils* opcode. *GEN33* allows integer partials only, and does not support power of two plus 1 table size, but may be significantly faster with a large number of partials. On the other hand, with *GEN34*, it is possible to use non-integer partial numbers and extended guard point, and this routine may be faster if there is only a small number of partials (note that *GEN34* is also several times faster than *GEN09*, although the latter may be more accurate).

Syntax

f # time size 33 src nh scl [fmode]

Initialization

size – number of points in the table. Must be power of two and at least 4.

src – source table number. This table contains the parameters of each partial in the following format:

stra, pna, phsa, strb, pnb, phsb, ...
the parameters are:

- *stra*, *strb*, etc.: relative strength of partials. The actual amplitude depends on the value of *scl*, or normalization (if enabled).
- *pna*, *pnb*, etc.: partial number, or frequency, depending on *fmode* (see below); zero and negative values are allowed, however, if the absolute value of the partial number exceeds $(size / 2)$, the partial will not be rendered. With *GEN33*, partial number is rounded to the nearest integer.
- *phsa*, *phsb*, etc.: initial phase, in the range 0 to 1.

Table length (not including the guard point) should be at least $3 * nh$. If the table is too short, the number of partials (*nh*) is reduced to $(table\ length) / 3$, rounded towards zero.

nh – number of partials. Zero or negative values are allowed, and result in an empty table (silence). The actual number may be reduced if the source table (*src*) is too short, or some partials have too high frequency.

scl – amplitude scale.

fmode (optional, default = 0) – a non-zero value can be used to set frequency in Hz instead of partial numbers in the source table. The sample rate is assumed to be *fmode* if it is positive, or $-(sr * fmode)$ if any negative value is specified.

Examples

```
; partials 1, 4, 7, 10, 13, 16, etc. with base frequency of 400 Hz
ibsfreq = 400
; estimate number of partials
inumh = int(1.5 + sr * 0.5 / (3 * ibsfreq))
; source table length
isrcln = int(0.5 + exp(log(2) * int(1.01 + log(inumh * 3) / log(2))))
; create empty source table
itmp ftgen 1, 0, isrcln, -2, 0
ifpos = 0
ifrq = ibsfreq
inumh = 0
l1:
    tablew ibsfreq / ifrq, ifpos, 1          ; amplitude
    tablew ifrq, ifpos + 1, 1              ; frequency
    tablew 0, ifpos + 2, 1                 ; phase
ifpos = ifpos + 3
ifrq = ifrq + ibsfreq * 3
inumh = inumh + 1
if (ifrq < (sr * 0.5)) igoto l1
; store output in ftable 2 (size = 262144)
itmp ftgen 2, 0, 262144, -34, 1, inumh, 1, -1
```

See Also

GEN09 , *GEN34*

Credits

Programmer: Istvan Varga March 2002

New in version 4.19

21.32. GEN34

GEN34 – Generate composite waveforms by mixing simple sinusoids.

Description

These routines generate composite waveforms by mixing simple sinusoids, similarly to *GEN09* , but the parameters of the partials are specified in an already existing table, which makes it possible to calculate any number of partials in the orchestra.

The difference between *GEN33* and *GEN34* is that *GEN33* uses inverse FFT to generate output, while *GEN34* is based on the algorithm used in *oscils* opcode. *GEN33* allows integer partials only, and does not support power of two plus 1 table size, but may be significantly faster with a large number of partials. On the other hand, with *GEN34* , it is possible to use non-integer partial numbers and extended guard point, and this routine may be faster if there is only a small number of partials (note that *GEN34* is also several times faster than *GEN09* , although the latter may be more accurate).

Syntax

```
f # time size 34 src nh scl [fmode]
```

Initialization

size – number of points in the table. Must be power of two or a power of two plus 1.

src – source table number. This table contains the parameters of each partial in the following format:

stra, *pna*, *phsa*, *strb*, *pnb*, *phsb*, ...

the parameters are:

- *stra*, *strb*, etc.: relative strength of partials. The actual amplitude depends on the value of *scl*, or normalization (if enabled).
- *pna*, *pnb*, etc.: partial number, or frequency, depending on *fmode* (see below); zero and negative values are allowed, however, if the absolute value of the partial number exceeds ($\text{size} / 2$), the partial will not be rendered.
- *phsa*, *phsb*, etc.: initial phase, in the range 0 to 1.

Table length (not including the guard point) should be at least $3 * \text{nh}$. If the table is too short, the number of partials (*nh*) is reduced to $(\text{table length}) / 3$, rounded towards zero.

21. GEN Routines

nh – number of partials. Zero or negative values are allowed, and result in an empty table (silence). The actual number may be reduced if the source table (*src*) is too short, or some partials have too high frequency.

scl – amplitude scale.

fmode (optional, default = 0) – a non-zero value can be used to set frequency in Hz instead of partial numbers in the source table. The sample rate is assumed to be *fmode* if it is positive, or $-(sr * fmode)$ if any negative value is specified.

Examples

```
; partials 1, 4, 7, 10, 13, 16, etc. with base frequency of 400 Hz
ibsfrq = 400
; estimate number of partials
inumh = int(1.5 + sr * 0.5 / (3 * ibsfrq))
; source table length
isrcln = int(0.5 + exp(log(2) * int(1.01 + log(inumh * 3) / log(2))))
; create empty source table
itmp ftgen 1, 0, isrcln, -2, 0
ifpos = 0
ifrq = ibsfrq
inumh = 0
l1:
    tableiw ibsfrq / ifrq, ifpos, 1          ; amplitude
    tableiw ifrq, ifpos + 1, 1              ; frequency
    tableiw 0, ifpos + 2, 1                 ; phase
ifpos = ifpos + 3
ifrq = ifrq + ibsfrq * 3
inumh = inumh + 1
if (ifrq < (sr * 0.5)) igoto l1
; store output in ftable 2 (size = 262144)
itmp ftgen 2, 0, 262144, -34, 1, inumh, 1, -1
```

See Also

GEN09 , *GEN33*

Credits

Programmer: Istvan Varga March 2002

New in version 4.19

21.33. GEN40

GEN40 – Generates a random distribution using a distribution histogram.

Description

Generates a continuous random distribution function starting from the shape of a user-defined distribution histogram.

Syntax

f # time size -40 shapetab

Performance

The shape of histogram must be stored in a previously defined table, in fact shapetab argument must be filled with the number of such table.

Histogram shape can be generated with any other GEN routines. Since no interpolation is used when GEN40 processes the translation, it is suggested that the size of the table containing the histogram shape to be reasonably big, in order to obtain more precision (however after the processing the shaping-table can be destroyed in order to re-gain memory).

This subroutine is designed to be used together with cuserrnd opcode (see cuserrnd for more information).

Credits

Author: Gabriel Maldonado

21.34. GEN41

GEN41 – Generates a random list of numerical pairs.

Description

Generates a discrete random distribution function by giving a list of numerical pairs.

Syntax

`f # time size -41 value1 prob1 value2 prob2 value3 prob3 ... valueN probN`

Performance

The first number of each pair is a value, and the second is the probability of that value to be chosen by a random algorithm. Even if any number can be assigned to the probability element of each pair, it is suggested to give it a percent value, in order to make it clearer for the user.

This subroutine is designed to be used together with duserrnd and *urd* opcodes (see duserrnd for more information).

Credits

Author: Gabriel Maldonado

21.35. GEN42

GEN42 – Generates a random distribution of discrete ranges of values.

Description

Generates a random distribution function of discrete ranges of values by giving a list of groups of three numbers.

Syntax

f # time size -42 min1 max1 prob1 min2 max2 prob2 min3 max3 prob3 ... minN maxN probN

Performance

The first number of each group is a the minimum value of the first range, the second is the maximum value and the third is the probability of that an element belonging to that range of values can be chosen by a random algorithm. Even if any number can be assigned to the probability element of each group, it is suggested to give it a percent value, in order to make it clearer to the user.

This subroutine is designed to be used together with `dusernd` and `urd` opcodes (see `dusernd` for more information). Since both `dusernd` and `urd` do not use any interpolation, it is suggested to give a size reasonably big.

Credits

Author: Gabriel Maldonado

22. Miscellaneous Information

22.1. Sound Intensity Values

Table 1. Sound Intensity Values (for a 1000 Hz tone)

Dynamics	Intensity (W/m ²)	Level (dB)	fff	f10	p10	ppp	threshold
pain	1120		10 ⁻²¹⁰⁰	10 ⁻⁴⁸⁰	10 ⁻⁶⁶⁰	10 ⁻⁸⁴⁰	10

22.2. Csound64

Csound64 is a version of Csound that uses 64-bit DOUBLE's internally to do processing versus regular Csound's 32-bit FLOAT's. This larger resolution for processing internally yields a much "cleaner" sound but at the expense of extended processing time. Because it does require much longer to process, Csound64 is typically used after a work is finished for a final production run.

Notes On Using Csound64.

1. hetro files generated for Csound will work with Csound64.
2. PVOC-EX analysis and pval files generated for Csound will not work with Csound64. For Csound64, use of pval and pvoc opcodes are not currently supported. If your work file uses pvoc, use Csound. (This is a temporary issue relating to older file formats and is currently being addressed and worked on.)
3. lpanal files generated for Csound will not work with Csound64. For Csound64, use of lpanal and lpc opcodes are not currently supported. If your work file uses lpc, use Csound. (This is a temporary issue relating to older file formats and is currently being addressed and worked on.)
4. cvanal files generated for Csound will not work with Csound64. To generated cv files usable by Csound64, use the following command line:

```
csound64 -U cvanal
```

 instead of either of the following:

```
csound -U cvanal
```

```
cvanal
```

This will generate a 64-bit cv file. If you were working with 32-bit Csound and using a 32-bit cv file, the cv file will not work with Csound64. When you switch to Csound64, you will need to use a 64-bit generated cv file.

22.3. Formant Values

Table 1. alto "a"

Values	freq (Hz)	amp (dB)	bw (Hz)
f1f2f3f4f5	8001150280035004950	0-4-20-36-60	8090120130140

Table 2. alto “e”

Valuesf1f2f3f4f5		
freq (Hz)4001600270033004950	amp (dB)0-24-30-35-60	bw (Hz)6080120150200

Table 3. alto “i”

Valuesf1f2f3f4f5		
freq (Hz)3501700270037004950	amp (dB)0-20-30-36-60	bw (Hz)50100120150200

Table 4. alto “o”

Valuesf1f2f3f4f5		
freq (Hz)450800283035004950	amp (dB)0-9-16-28-55	bw (Hz)7080100130135

Table 5. alto “u”

Valuesf1f2f3f4f5		
freq (Hz)325700253035004950	amp (dB)0-12-30-40-64	bw (Hz)5060170180200

Table 6. bass “a”

Valuesf1f2f3f4f5		
freq (Hz)6001040225024502750	amp (dB)0-7-9-9-20	bw (Hz)6070110120130

Table 7. bass “e”

Valuesf1f2f3f4f5		
freq (Hz)4001620240028003100	amp (dB)0-12-9-12-18	bw (Hz)4080100120120

Table 8. bass “i”

Valuesf1f2f3f4f5		
freq (Hz)2501750260030503340	amp (dB)0-30-16-22-28	bw (Hz)6090100120120

Table 9. bass “o”

Valuesf1f2f3f4f5		
freq (Hz)400750240026002900	amp (dB)0-11-21-20-40	bw (Hz)4080100120120

Table 10. bass “u”

Valuesf1f2f3f4f5		
freq (Hz)350600240026752950	amp (dB)0-20-32-28-36	bw (Hz)4080100120120

Table 11. countertenor “a”

Valuesf1f2f3f4f5		
freq (Hz)6601120275030003350	amp (dB)0-6-23-24-38	bw (Hz)8090120130140

Table 12. countertenor “e”

Valuesf1f2f3f4f5		
freq (Hz)4401800270030003300	amp (dB)0-14-18-20-20	bw (Hz)7080100120120

Table 13. countertenor “i”

Valuesf1f2f3f4f5		
freq (Hz)2701850290033503590	amp (dB)0-24-24-36-36	bw (Hz)4090100120120

Table 14. countertenor “o”

Valuesf1f2f3f4f5		
freq (Hz)430820270030003300	amp (dB)0-10-26-22-34	bw (Hz)4080100120120

Table 15. countertenor “u”

Valuesf1f2f3f4f5		
freq (Hz)370630275030003400	amp (dB)0-20-23-30-34	bw (Hz)4060100120120

Table 16. soprano “a”

Valuesf1f2f3f4f5		
freq (Hz)8001150290039004950	amp (dB)0-6-32-20-50	bw (Hz)8090120130140

Table 17. soprano “e”

Values1f2f3f4f5		
freq (Hz)3502000280036004950	amp (dB)0-20-15-40-56	bw (Hz)60100120150200

Table 18. soprano “i”

Values1f2f3f4f5		
freq (Hz)2702140295039004950	amp (dB)0-12-26-26-44	bw (Hz)6090100120120

Table 19. soprano “o”

Values1f2f3f4f5		
freq (Hz)450800283038004950	amp (dB)0-11-22-22-50	bw (Hz)4080100120120

Table 20. soprano “u”

Values1f2f3f4f5		
freq (Hz)325700270038004950	amp (dB)0-16-35-40-60	bw (Hz)5060170180200

Table 21. tenor “a”

Values1f2f3f4f5		
freq (Hz)6501080265029003250	amp (dB)0-6-7-8-22	bw (Hz)8090120130140

Table 22. tenor “e”

Values1f2f3f4f5		
freq (Hz)4001700260032003580	amp (dB)0-14-12-14-20	bw (Hz)7080100120120

Table 23. tenor “i”

Values1f2f3f4f5		
freq (Hz)2901870280032503540	amp (dB)0-15-18-20-30	bw (Hz)4090100120120

Table 24. tenor “o”

Values1f2f3f4f5		
freq (Hz)400800260028003000	amp (dB)0-10-12-12-26	bw (Hz)7080100130135

Table 25. tenor “u”

Values1f2f3f4f5		
freq (Hz)350600270029003300	amp (dB)0-20-17-14-26	bw (Hz)4060100120120

22.4. Pitch Conversion

Table 1. Pitch Conversion

Note	Hz	cps	pch	MIDI										
C#	18.1763.000				C#	-18.6623.011	D	-19.1773.022	D#	-19.7233.033	E	-110.3013.044	F	-110.9133.055

22.5. Quick Reference

(a != b ? v1 : v2)

#define NAME # replacement text #

#define NAME(a' b' c') # replacement text #

#include “filename”

#undef NAME

\$NAME

a % b (no rate restriction)

22. Miscellaneous Information

`a && b` (logical AND; not audio-rate)
`(a > b ? v1 : v2)`
`(a >= b ? v1 : v2)`
`(a < b ? v1 : v2)`
`(a <= b ? v1 : v2)`
`a * b` (no rate restriction)
`+ a` (no rate restriction)
`− a` (no rate restriction)
`a / b` (no rate restriction)
`ar = xarg`
`ir = iarg`
`kr = karg`
`(a == b ? v1 : v2)`
`a ^ b` (b not audio-rate)
`a || b` (logical OR; not audio-rate)
`0dbfs = iarg`
`a (x)` (control-rate args only)
`abs (x)` (no rate restriction)
`ir active insnum`
`kr active kinsnum`
`ar adsr iatt, idec, islev, irel [, idel]`
`kr adsr iatt, idec, islev, irel [, idel]`
`ar adsyn kamod, kfmod, ksmo, ifilcod`
`ar adsynt kamp, kcps, iwfn, ifreqfn, iampfn, icnt [, iphs]`
`kaft aftouch [imin] [, imax]`
`ar alpass asig, krvt, ilpt [, iskip] [, insmps]`
`ampdbfs (x)` (no rate restriction)
`ampdb (x)` (no rate restriction)
`iamp ampmidi iscal [, ifn]`
`kr aresonk ksig, kcf, kbw [, iscl] [, iskip]`
`ar areson asig, kcf, kbw [, iscl] [, iskip]`
`kr atonek ksig, khp [, iskip]`
`ar atone asig, khp [, iskip]`
`ar atonex asig, khp [, inumlayer] [, iskip]`
`a1, a2 babo asig, ksrx, ksry, ksrez, irx, iry, irz [, idiff] [, ifno]`
`ar balance asig, acomp [, ihp] [, iskip]`
`ar bamboo kamp, idettack [, inum] [, idamp] [, imaxshake] [, ifreq] [, ifreq1] [, ifreq2]`
`a1 bbcutm asource, ibps, isubdiv, ibarlength, iphrasebars, inumrepeats [, istutterspeed] [, istut-`

terchance] [, ienvchoice]
 a1,a2 **bbcuts** asource1, asource2, ibps, isubdiv, ibarlength, iphrasebars, inumrepeats [, istutter-
 speed] [, istutterchance] [, ienvchoice]
 ar **betarand** krange, kalpha, kbeta
 ir **betarand** krange, kalpha, kbeta
 kr **betarand** krange, kalpha, kbeta
 ar **bexprnd** krange
 ir **bexprnd** krange
 kr **bexprnd** krange
 ar **biquada** asig, ab0, ab1, ab2, aa0, aa1, aa2 [, iskip]
 ar **biquad** asig, kb0, kb1, kb2, ka0, ka1, ka2 [, iskip]
birnd (x) (init- or control-rate only)
 ar **bqrez** asig, xfco, xres [, imode]
 ar **butbp** asig, kfreq, kband [, iskip]
 ar **butbr** asig, kfreq, kband [, iskip]
 ar **buthp** asig, kfreq [, iskip]
 ar **butlp** asig, kfreq [, iskip]
 ar **butterbp** asig, kfreq, kband [, iskip]
 ar **butterbr** asig, kfreq, kband [, iskip]
 ar **butterhp** asig, kfreq [, iskip]
 ar **butterlp** asig, kfreq [, iskip]
 kr **button** knum
 ar **buzz** xamp, xcps, knh, ifn [, iphs]
 ar **cabasa** iamp, idettack [, inum] [, idamp] [, imaxshake]
 ar **cauchy** kalpha
 ir **cauchy** kalpha
 kr **cauchy** kalpha
cent (x)
cgoto condition, label
 ival **chanctrl** ichnl, ictlno [, ilow] [, ihigh]
 kval **chanctrl** ichnl, ictlno [, ilow] [, ihigh]
 kr **checkbox** knum
cigoto condition, label
ckgoto condition, label
clear avar1 [, avar2] [, avar3] [...]
 ar **clfilt** asig, kfreq, itype, inpol [, ikind] [, ipbr] [, isba] [, iskip]
 ar **clip** asig, imeth, ilimit [, iarg]
clockoff inum

clockon inum
cngoto condition, label
ar **comb** asig, krvt, ilpt [, iskip] [, insmps]
kr **control** knum
ar1 [, ar2] [, ar3] [, ar4] **convle** ain, ifilcod [, ichannel]
ar1 [, ar2] [, ar3] [, ar4] **convolve** ain, ifilcod [, ichannel]
cosh (x) (no rate restriction)
cosinv (x) (no rate restriction)
cos (x) (no rate restriction)
icps **cps2pch** ipch, iequal
icps **cpsmidib** [irange]
kcps **cpsmidib** [irange]
icps **cpsmidi**
cpsoct (oct) (no rate restriction)
cpspch (pch) (init- or control-rate args only)
icps **cpstmid** ifn
icps **cpstuni** index, ifn
kcps **cpstun** ktrig, kindex, kfn
icps **cpsexp** ipch, iequal, irepeat, ibase
cpuprc insnum, ipercent
ar **cross2** ain1, ain2, isize, ioverlap, iwin, kbias
ar **crunch** iamp, idettack [, inum] [, idamp] [, imaxshake]
idest **ctrl14** ichan, ictlno1, ictlno2, imin, imax [, ifn]
kdest **ctrl14** ichan, ictlno1, ictlno2, kmin, kmax [, ifn]
idest **ctrl21** ichan, ictlno1, ictlno2, ictlno3, imin, imax [, ifn]
kdest **ctrl21** ichan, ictlno1, ictlno2, ictlno3, kmin, kmax [, ifn]
idest **ctrl7** ichan, ictlno, imin, imax [, ifn]
kdest **ctrl7** ichan, ictlno, kmin, kmax [, ifn]
ctrlinit ichnl, ictlno1, ival1 [, ictlno2] [, ival2] [, ictlno3] [, ival3] [,...ival32]
aout **cuserrnd** kmin, kmax, ktableNum
iout **cuserrnd** imin, imax, itableNum
kout **cuserrnd** kmin, kmax, ktableNum
ar **dam** asig, kthreshold, icomp1, icomp2, irtime, iftime
dbamp (x) (init-rate or control-rate args only)
dbfsamp (x) (init-rate or control-rate args only)
db (x)
ar **dcblock** ain [, igain]
ar **dconv** asig, isize, ifn

ar **delay1** asig [, iskip]
 ar **delayr** idlt [, iskip]
 ar **delay** asig, idlt [, iskip]
delayw asig
 ar **deltap3** xdlt
 ar **deltapi** xdlt
 ar **deltapn** xnumsamps
 ar **deltap** kdlt
 aout **deltapx** adel, iwsiz
deltapxw ain, adel, iwsiz
 ar **diff** asig [, iskip]
 kr **diff** ksig [, iskip]
 ar1 [,ar2] [, ar3] [, ar4] **diskin** ifilcod, kpitch [, iskiptim] [, iwraparound] [, iformat]
dispfst xsig, iprd, iwsiz [, iwtyp] [, idbout] [, iwtflg]
display xsig, iprd [, inprds] [, iwtflg]
 ar **distort1** asig, kpregain, kpostgain, kshape1, kshape2
 ar **divz** xa, xb, ksubst
 ir **divz** ia, ib, isubst
 kr **divz** ka, kb, ksubst
 kr **downsamp** asig [, iwlen]
 ar **dripwater** kamp, idettack [, inum] [, idamp] [, imaxshake] [, ifreq] [, ifreq1] [, ifreq2]
dumpk2 ksig1, ksig2, ifilename, iformat, iprd
dumpk3 ksig1, ksig2, ksig3, ifilename, iformat, iprd
dumpk4 ksig1, ksig2, ksig3, ksig4, ifilename, iformat, iprd
dumpk ksig, ifilename, iformat, iprd
 aout **dusernd** ktableNum
 iout **dusernd** itableNum
 kout **dusernd** ktableNum
elseif xa R xb **then**
else
endif
endin
endop
 ar **envlpxr** xamp, irise, idur, idec, ifn, iatss, iatdec [, ixmod] [,irind]
 kr **envlpxr** kamp, irise, idur, idec, ifn, iatss, iatdec [, ixmod] [,irind]
 ar **envlpx** xamp, irise, idur, idec, ifn, iatss, iatdec [, ixmod]
 kr **envlpx** kamp, irise, idur, idec, ifn, iatss, iatdec [, ixmod]
event "scorechar", kinsnum, kdelay, kdur, [, kp4] [, kp5] [, ...]

22. Miscellaneous Information

event “scorechar”, “insname”, kdelay, kdur, [, kp4] [, kp5] [, ...]
ar **expon** ia, idur1, ib
kr **expon** ia, idur1, ib
ar **exprand** krange
ir **exprand** krange
kr **exprand** krange
ar **expsega** ia, idur1, ib [, idur2] [, ic] [...]
ar **expsegr** ia, idur1, ib [, idur2] [, ic] [...], irel, iz
kr **expsegr** ia, idur1, ib [, idur2] [, ic] [...], irel, iz
ar **expseg** ia, idur1, ib [, idur2] [, ic] [...]
kr **expseg** ia, idur1, ib [, idur2] [, ic] [...]
exp (x) (no rate restriction)
ir **filelen** ifilcod
ir **flenchnls** ifilcod
ir **filepeak** ifilcod [, ichnl]
ir **filesr** ifilcod
ar **filter2** asig, iM, iN, ib0, ib1, ..., ibM, ia1, ia2, ..., iaN
kr **filter2** ksig, iM, iN, ib0, ib1, ..., ibM, ia1, ia2, ..., iaN
fini ifilename, iskipframes, iformat, in1 [, in2] [, in3] [, ...]
fink ifilename, iskipframes, iformat, kin1 [, kin2] [, kin3] [,...]
fin ifilename, iskipframes, iformat, ain1 [, ain2] [, ain3] [,...]
ihandle **fiopen** ifilename, imode
ar **flanger** asig, adel, kfeedback [, imaxd]
flashtxt iwhich, String
ihandle **FLbox** “label”, itype, ifont, isize, iwidth, iheight, ix, iy [, image]
kout, ihandle **FLbutBank** itype, inumx, inumy, iwidth, iheight, ix, iy, iopcode [, kp1] [, kp2] [, kp3] [, kp4] [, kp5] [...] [, kpN]
kout, ihandle **FLbutton** “label”, ion, ioff, itype, iwidth, iheight, ix, iy, iopcode [, kp1] [, kp2] [, kp3] [, kp4] [, kp5] [...] [, kpN]
FLcolor2 ired, igreen, iblue
FLcolor ired, igreen, iblue
kout, ihandle **FLcount** “label”, imin, imax, istep1, istep2, itype, iwidth, iheight, ix, iy, iopcode [, kp1] [, kp2] [, kp3] [...] [, kpN]
inumsnap **FLgetsnap** index
FLgroupEnd
FLgroup “label”, iwidth, iheight, ix, iy [, iborder] [, image]
FLhide ihandle
koutx, kouty, ihandlex, ihandley **FLjoy** “label”, iminx, imaxx, iminy, imaxy, iexpx, iexpy, idispx, idispy, iwidth, iheight, ix, iy

kout **FLkeyb** kparam1 [, kparam2] ... [, kparamN]
 kout, ihandle **FLknob** “label”, imin, imax, iexp, itype, idisp, iwidth, ix, iy [, icursorize]
FLlabel isize, ifont, ialign, ired, igreen, iblue
FLloadsnap “filename”
FLpackEnd
FLpack iwidth, iheight, ix, iy, itype, ispace, iborder
FLpanelEnd
FLpanel “label”, iwidth, iheight [, ix] [, iy] [, iborder]
FLprintk2 kval, idisp
FLprintk itime, kval, idisp
 kout, ihandle **FLroller** “label”, imin, imax, istep, iexp, itype, idisp, iwidth, iheight, ix, iy
FLrun
FLsavesnap “filename”
FLscrollEnd
FLscroll iwidth, iheight [, ix] [, iy]
FLsetAlign ialign, ihandle
FLsetBox itype, ihandle
FLsetColor2 ired, igreen, iblue, ihandle
FLsetColor ired, igreen, iblue, ihandle
FLsetFont ifont, ihandle
FLsetPosition ix, iy, ihandle
FLsetSize iwidth, iheight, ihandle
 inumsnap, inumval **FLsetsnap** index [, ifn]
FLsetTextColor isize, ihandle
FLsetText “itext”, ihandle
FLsetTextSize isize, ihandle
FLsetTextType itype, ihandle
FLsetVal_i kvalue, ihandle
FLsetVal ktrig, kvalue, ihandle
FLshow ihandle
FLslidBnk “names”, inumsliders [, ioutable] [, iwidth] [, iheight] [, ix] [, iy] [, itypetable] [, iexptable]
 [, istart_index] [, iminmaxtable]
 kout, ihandle **FLslider** “label”, imin, imax, iexp, itype, idisp, iwidth, iheight, ix, iy
FLtabsEnd
FLtabs iwidth, iheight, ix, iy
 kout, ihandle **FLtext** “label”, imin, imax, istep, itype, iwidth, iheight, ix, iy
FLupdate
 ihandle **FLvalue** “label”, iwidth, iheight, ix, iy

22. Miscellaneous Information

ar **fmb3** kamp, kfreq, kc1, kc2, kvdepth, kvrate, ifn1, ifn2, ifn3, ifn4, ivfn
ar **fmbell** kamp, kfreq, kc1, kc2, kvdepth, kvrate, ifn1, ifn2, ifn3, ifn4, ivfn
ar **fmmetal** kamp, kfreq, kc1, kc2, kvdepth, kvrate, ifn1, ifn2, ifn3, ifn4, ivfn
ar **fmpercfl** kamp, kfreq, kc1, kc2, kvdepth, kvrate, ifn1, ifn2, ifn3, ifn4, ivfn
ar **fmrhode** kamp, kfreq, kc1, kc2, kvdepth, kvrate, ifn1, ifn2, ifn3, ifn4, ivfn
ar **fmvoice** kamp, kfreq, kvowel, ktilt, kvibamt, kvibrate, ifn1, ifn2, ifn3, ifn4, ivibfn
ar **fmwurlie** kamp, kfreq, kc1, kc2, kvdepth, kvrate, ifn1, ifn2, ifn3, ifn4, ivfn
ar **fof2** xamp, xfund, xform, koct, kband, kris, kdur, kdec, iolaps, ifna, ifnb, itotdur, kphs, kgliss
[, iskip]
ar **fof** xamp, xfund, xform, koct, kband, kris, kdur, kdec, iolaps, ifna, ifnb, itotdur [, iphs] [, ifmode]
[, iskip]
ar **fog** xamp, xdens, xtrans, aspd, koct, kband, kris, kdur, kdec, iolaps, ifna, ifnb, itotdur [, iphs]
[, itmode] [, iskip]
ar **fold** asig, kincr
ar **follow2** asig, katt, krel
ar **follow** asig, idt
ar **foscili** xamp, kcps, xcar, xmod, kndx, ifn [, iphs]
ar **foscil** xamp, kcps, xcar, xmod, kndx, ifn [, iphs]
foutir ihandle, iformat, iflag, iout1 [, iout2, iout3, ..., ioutN]
fouti ihandle, iformat, iflag, iout1 [, iout2, iout3, ..., ioutN]
foutk ifilename, iformat, kout1 [, kout2, kout3, ..., koutN]
fout ifilename, iformat, aout1 [, aout2, aout3, ..., aoutN]
fprintks "filename", "string", [, kval1] [, kval2] [...]
fprints "filename", "string" [, kval1] [, kval2] [...]
frac (x) (init-rate or control-rate args only)
ftchnls (x) (init-rate args only)
gir **ftgen** ifn, itime, isize, igen, iarga [, iargb] [...]
ftlen (x) (init-rate args only)
ftloadk "filename", ktrig, iflag, ifn1 [, ifn2] [...]
ftload "filename", iflag, ifn1 [, ifn2] [...]
ftlptim (x) (init-rate args only)
ftmorf kftndx, iftn, iresfn
ftsavk "filename", ktrig, iflag, ifn1 [, ifn2] [...]
ftsav "filename", iflag, ifn1 [, ifn2] [...]
ftsr (x) (init-rate args only)
ar **gain** asig, krms [, ihp] [, iskip]
ar **gauss** krange
ir **gauss** krange
kr **gauss** krange

ar **gbuzz** xamp, xcps, knh, klh, kmul, ifn [, iphs]
 ar **gogobel** kamp, kfreq, ihrd, ipos, imp, kvibf, kvamp, ivfn
goto label
 ar **grain2** kcps, kfmd, kgdur, iovrlp, kfn, iwfn [, irpow] [, iseed] [, imode]
 ar **grain3** kcps, kphs, kfmd, kpmd, kgdur, kdens, imaxovr, kfn, iwfn, kfrpow, kprpow [, iseed] [, imode]
 ar **grain** xamp, xpitch, xdens, kampoff, kpitchoff, kgdur, igfn, iwfn, imgdur [, igrnd]
 ar **granule** xamp, ivoice, iratio, imode, ithd, ifn, ipshift, igskip, igskip_os, ilength, kgap, igap_os, kgsiz, igsiz_os, iatt, idec [, iseed] [, ipitch1] [, ipitch2] [, ipitch3] [, ipitch4] [, ifnenv]
 ar **guiro** kamp, idettack [, inum] [, idamp] [, imaxshake] [, ifreq] [, ifreq1]
 ar **harmon** asig, kestfrq, kmaxvar, kgenfreq1, kgenfreq2, imode, iminfrq, iprd
 ar1, ar2 **hilbert** asig
 aleft, aright **hrtfer** asig, kaz, kelev, "HRTFcompact"
 ar **hsboscil** kamp, ktone, kbrite, ibasfreq, iwfn, ioctfn [, ioctcnt] [, iphs]
i (x) (control-rate args only)
if ia R ib **igoto** label
if ka R kb **kgoto** label
if ia R ib **goto** label
if xa R xb **then**
igoto label
ihold
 ar1, ar2, ar3, ar4, ar5, ar6, ar7, ar8, ar9, ar10, ar11, ar12, ar13, ar14, ar15, ar16, ar17, ar18, ar19, ar20, ar21, ar22, ar23, ar24, ar25, ar26, ar27, ar28, ar29, ar30, ar31, ar32 **in32**
 ar1 **inch** ksig1
 ar1, ar2, ar3, ar4, ar5, ar6 **inh**
inited14 ichan, iclno1, iclno2, ivalue
inited21 ichan, iclno1, iclno2, iclno3, ivalue
inited7 ichan, iclno, ivalue
 ar **init** iarg
 ir **init** iarg
 kr **init** iarg
 k1 [, k2] [...] **ink**
 ar1, ar2, ar3, ar4, ar5, ar6, ar7, ar8 **ino**
 ar1, ar2, ar3, a4 **inq**
 ar1 **in**
 ar1, ar2 **ins**
instr i, j, ...
 ar **integ** asig [, iskip]
 kr **integ** ksig [, iskip]

22. Miscellaneous Information

ar **interp** ksig [, iskip] [, imodel]
int (x) (init-rate or control-rate args only)
kvalue **invalue** “channel name”
ar1, ar2, ar3, ar4, ar5, ar6, ar7, ar8, ar9, ar10, ar11, ar12, ar13, ar14, ar15, ar16 **inx**
inz ksig1
kout **jitter2** ktotamp, kamp1, kcps1, kamp2, kcps2, kamp3, kcps3
kout **jitter** kamp, kcpsMin, kcpsMax
ar **jspline** xamp, kcpsMin, kcpsMax
kr **jspline** kamp, kcpsMin, kcpsMax
kgoto label
kr = iarg
ksmps = iarg
htableseg ifn1, idur1, ifn2 [, idur2] [, ifn3] [...]
kr **lfo** kamp, kcps [, itype]
ar **lfo** kamp, kcps [, itype]
ar **limit** asig, klow, khigh
ir **limit** isig, ilow, ihigh
kr **limit** ksig, klow, khigh
ar **linenr** xamp, irise, idec, iatdec
kr **linenr** kamp, irise, idec, iatdec
ar **linen** xamp, irise, idur, idec
kr **linen** kamp, irise, idur, idec
ar **line** ia, idur1, ib
kr **line** ia, idur1, ib
kr **lineto** ksig, ktime
ar **linrand** krange
ir **linrand** krange
kr **linrand** krange
ar **linsegr** ia, idur1, ib [, idur2] [, ic] [...], irel, iz
kr **linsegr** ia, idur1, ib [, idur2] [, ic] [...], irel, iz
ar **linseg** ia, idur1, ib [, idur2] [, ic] [...]
kr **linseg** ia, idur1, ib [, idur2] [, ic] [...]
a1, a2 **locsend**
a1, a2, a3, a4 **locsend**
a1, a2 **locsig** asig, kdegree, kdistance, kreverbend
a1, a2, a3, a4 **locsig** asig, kdegree, kdistance, kreverbend
log10 (x) (no rate restriction)
logbtwo (x) (init-rate or control-rate args only)

log (x) (no rate restriction)

ksig **loopseg** kfreq, ktrig, ktime0, kvalue0 [, ktime1] [, kvalue1] [, ktime2] [, kvalue2] [...]

ax, ay, az **lorenz** ksv, krv, kbv, kh, ix, iy, iz, iskip

ar [,ar2] **loscil3** xamp, kcps, ifn [, ibas] [, imod1] [, ibeg1] [, iend1] [, imod2] [, ibeg2] [, iend2]

ar [,ar2] **loscil** xamp, kcps, ifn [, ibas] [, imod1] [, ibeg1] [, iend1] [, imod2,] [, ibeg2] [, iend2]

ar **lowpass2** asig, kcf, kq [, iskip]

ar **lowres** asig, kcutoff, kresonance [, iskip]

ar **lowresx** asig, kcutoff, kresonance [, inumlayer] [, iskip]

ar **lpf18** asig, kfco, kres, kdist

ar **lpfreson** asig, kfrqratio

ar **lphasor** xrns [, ilps] [, ilpe] [, imode] [, istr] [, istor]

lpinterp islot1, islot2, kmix

ar **lposcil3** kamp, kfreqratio, kloop, kend, ifn [, iphs]

ar **lposcil** kamp, kfreqratio, kloop, kend, ifn [, iphs]

krmsr, krms0, kerr, kcps **lpread** kimpnt, ifilcod [, inpoles] [, ifrmrate]

ar **lpreson** asig

ksig **lpshold** kfreq, ktrig, ktime0, kvalue0 [, ktime1] [, kvalue1] [, ktime2] [, kvalue2] [...]

lpslot islot

ar **maca** asig1 [, asig2] [, asig3] [, asig4] [, asig5] [...]

ar **mac** asig1, ksig1 [, asig2] [, ksig2] [, asig3] [, ksig3] [...]

ar **madsr** iatt, idec, islev, irel [, idel] [, ireltim]

kr **madsr** iatt, idec, islev, irel [, idel] [, ireltim]

ar **mandol** kamp, kfreq, kpluck, kdetune, kgain, ksize, ifn [, iminfreq]

ar **marimba** kamp, kfreq, ihrd, ipos, imp, kvibf, kvamp, ivibfn, idec [, idoubles] [, itriples]

massign ichnl, insnum

massign ichnl, "insname"

maxalloc insnum, icount

mclock ifreq

mdelay kstatus, kchan, kd1, kd2, kdelay

idest **midic14** ictlno1, ictlno2, imin, imax [, ifn]

kdest **midic14** ictlno1, ictlno2, kmin, kmax [, ifn]

idest **midic21** ictlno1, ictlno2, ictlno3, imin, imax [, ifn]

kdest **midic21** ictlno1, ictlno2, ictlno3, kmin, kmax [, ifn]

idest **midic7** ictlno, imin, imax [, ifn]

kdest **midic7** ictlno, kmin, kmax [, ifn]

midichannelaftertouch xchannelaftertouch [, ilow] [, ihigh]

ichn **midichn**

midicontrolchange xcontroller, xcontrollervalue [, ilow] [, ihigh]

ival **midictrl** inum [, imin] [, imax]
kval **midictrl** inum [, imin] [, imax]
mididefault xdefault, xvalue
kstatus, kchan, kdata1, kdata2 **midiin**
midinoteoff xkey, xvelocity
midinoteoncps xcps, xvelocity
midinoteonkey xkey, xvelocity
midinoteonoct xoct, xvelocity
midinoteonpch xpch, xvelocity
midion2 kchn, knum, kvel, ktrig
midion kchn, knum, kvel
midiout kstatus, kchan, kdata1, kdata2
midipitchbend xpitchbend [, ilow] [, ihigh]
midipolyaftertouch xpolyaftertouch, xcontrolvalue [, ilow] [, ihigh]
midiprogramchange xprogram
ar **mirror** asig, klow, khigh
ir **mirror** isig, ilow, ihigh
kr **mirror** ksig, klow, khigh
ar **moog** kamp, kfreq, kfiltq, kfiltrate, kvibf, kvamp, iafn, iwfn, ivfn
ar **moogvcf** asig, xfco, xres [, iscale]
moscil kchn, knum, kvel, kdur, kpause
ar **mpulse** kamp, kfreq [, ioffset]
mrtmsg msgtype
ar **multitap** asig [, itime1] [, igain1] [, itime2] [, igain2] [...]
mute insnum [, iswitch]
mute “insname” [, iswitch]
ar **mxadsr** iatt, idec, islev, irel [, idel] [, ireltim]
kr **mxadsr** iatt, idec, islev, irel [, idel] [, ireltim]
nchnls = iarg
ar **nestedap** asig, imode, imaxdel, idel1, igain1 [, idel2] [, igain2] [, idel3] [, igain3] [, istor]
ar **nlfilt** ain, ka, kb, kd, kC, kL
ar **noise** xamp, kbeta
noteoff ichn, inum, ivel
noteondur2 ichn, inum, ivel, idur
noteondur ichn, inum, ivel, idur
noteon ichn, inum, ivel
ival **notnum**
ar **nreverb** asig, ktime, khdif [, iskip] [,inumCombs] [, ifnCombs] [, inumAlpas] [, ifnAlpas]

nrpn kchan, kparmnum, kparmvalue
nsamp (x) (init-rate args only)
 insno **nstrnum** “name”
 ar **nrpol** asig1, asig2, kpoint [, imin] [, imax]
 ir **nrpol** isig1, isig2, ipoint [, imin] [, imax]
 kr **nrpol** ksig1, ksig2, kpoint [, imin] [, imax]
octave (x)
octcps (cps) (init- or control-rate args only)
 ioct **octmidib** [irange]
 koct **octmidib** [irange]
 ioct **octmidi**
octpch (pch) (init- or control-rate args only)
opcode name, outtypes, intypes
 ar **oscbnk** kcps, kamd, kfmd, kpmd, iovrlap, iseed, kl1minf, kl1maxf, kl2minf, kl2maxf, ilfomode, keqminf, keqmaxf, keqminl, keqmaxl, keqminq, keqmaxq, ieqmode, kfn [, il1fn] [, il2fn] [, ieqffn] [, ieqlfn] [, ieqqfn] [, itabl] [, ioutfn]
 kr **oscili** idel, kamp, idur, ifn
 kr **oscil1** idel, kamp, idur, ifn
 ar **oscil3** xamp, xcps, ifn [, iphs]
 kr **oscil3** kamp, kcps, ifn [, iphs]
 ar **osciliktp** kcps, kfn, kphs [, istor]
 ar **oscilikt** xamp, xcps, kfn [, iphs] [, istor]
 kr **oscilikt** kamp, kcps, kfn [, iphs] [, istor]
 ar **oscilikts** xamp, xcps, kfn, async, kphs [, istor]
 ar **oscili** xamp, xcps, ifn [, iphs]
 kr **oscili** kamp, kcps, ifn [, iphs]
 ar **osciln** kamp, ifrq, ifn, itimes
 ar **oscil** xamp, xcps, ifn [, iphs]
 kr **oscil** kamp, kcps, ifn [, iphs]
 ar **oscils** iamp, icps, iphs [, iflg]
 ar **oscilx** kamp, ifrq, ifn, itimes
out32 asig1, asig2, asig3, asig4, asig5, asig6, asig7, asig8, asig10, asig11, asig12, asig13, asig14, asig15, asig16, asig17, asig18, asig19, asig20, asig21, asig22, asig23, asig24, asig25, asig26, asig27, asig28, asig29, asig30, asig31, asig32
outch ksig1, asig1 [, ksig2] [, asig2] [...]
outc asig1 [, asig2] [...]
outh asig1, asig2, asig3, asig4, asig5, asig6
outiat ichn, ivalue, imin, imax
outic14 ichn, imsb, ilsb, ivalue, imin, imax

22. Miscellaneous Information

outic ichn, inum, ivalue, imin, imax
outipat ichn, inotenum, ivalue, imin, imax
outipb ichn, ivalue, imin, imax
outipc ichn, iprog, imin, imax
outkat kchn, kvalue, kmin, kmax
outkc14 kchn, kmsb, klsb, kvalue, kmin, kmax
outkc kchn, knum, kvalue, kmin, kmax
outkpat kchn, knotenum, kvalue, kmin, kmax
outkpb kchn, kvalue, kmin, kmax
outkpc kchn, kprog, kmin, kmax
outk k1 [, k2] [...]
outo asig1, asig2, asig3, asig4, asig5, asig6, asig7, asig8
outq1 asig
outq2 asig
outq3 asig
outq4 asig
outq asig1, asig2, asig3, asig4
outs1 asig
outs2 asig
out asig
outs asig1, asig2
outvalue “channel name”, kvalue
outx asig1, asig2, asig3, asig4, asig5, asig6, asig7, asig8, asig9, asig10, asig11, asig12, asig13, asig14, asig15, asig16
outz ksig1
a1, a2, a3, a4 **pan** asig, kx, ky, ifn [, imode] [, ioffset]
ar **pareq** asig, kc, kv, kq [, imode]
ar **pcauchy** kalpha
ir **pcauchy** kalpha
kr **pcauchy** kalpha
ibend **pchbend** [imin] [, imax]
kbend **pchbend** [imin] [, imax]
ipch **pchmidib** [irange]
kpch **pchmidib** [irange]
ipch **pchmidi**
pchoct (oct) (init- or control-rate args only)
kr **peak** asig
kr **peak** ksig

pgmassign ipgm, inst
pgmassign ipgm, “insname”
 ar **phaser1** asig, kfreq, kord, kfeedback [, iskip]
 ar **phaser2** asig, kfreq, kq, kord, kmode, ksep, kfeedback
 ar **phasorbnk** xcps, kndx, icnt [, iphs]
 kr **phasorbnk** kcps, kndx, icnt [, iphs]
 ar **phasor** xcps [, iphs]
 kr **phasor** kcps [, iphs]
 ar **pinkish** xin [, imethod] [, inumbands] [, iseed] [, iskip]
 kcps, krms **pitchamdf** asig, imincps, imaxcps [, icps] [, imedi] [, idowns] [, iexcps] [, irmsmedi]
 koct, kamp **pitch** asig, iupdte, ilo, ihi, idbthresh [, ifrqs] [, iconf] [, istrtr] [, iocts] [, iq] [, inptls] [, irolloff] [, iskip]
 ax, ay, az **planet** kmass1, kmass2, ksep, ix, iy, iz, ivx, ivy, ivz, idelta [, ifriction]
 ar **pluck** kamp, kcps, icps, ifn, imeth [, iparm1] [, iparm2]
 ar **poisson** klambda
 ir **poisson** klambda
 kr **poisson** klambda
 ir **polyaft** inote [, ilow] [, ihigh]
 kr **polyaft** inote [, ilow] [, ihigh]
 kr **portk** ksig, khtim [, isig]
 kr **port** ksig, ihtim [, isig]
 ar **poscil3** kamp, kcps, ifn [, iphs]
 kr **poscil3** kamp, kcps, ifn [, iphs]
 ar **poscil** aamp, acps, ifn [, iphs]
 ar **poscil** aamp, kcps, ifn [, iphs]
 ar **poscil** kamp, acps, ifn [, iphs]
 ar **poscil** kamp, kcps, ifn [, iphs]
 ir **poscil** kamp, kcps, ifn [, iphs]
 kr **poscil** kamp, kcps, ifn [, iphs]
powoftwo (x) (init-rate or control-rate args only)
 ar **pow** aarg, kpow [, inorm]
 ir **pow** iarg, ipow [, inorm]
 kr **pow** karg, kpow [, inorm]
prealloc insnum, icount
prealloc “insname”, icount
printk2 kvar [, inumspaces]
printk itime, kval [, ispace]
printks “string”, itime [, kval1] [, kval2] [...]

22. Miscellaneous Information

print iarg [, iarg1] [, iarg2] [...]
prints “string” [, kval1] [, kval2] [...]
ar **product** asig1, asig2 [, asig3] [...]
pset icon1 [, icon2] [...]
p (x)
ar **pvadd** ktmpnt, kfmmod, ifilcod, ifn, ibins [, ibinoffset] [, ibinincr] [, iextractmode] [, ifreqlim] [, igatefn]
pvbufread ktmpnt, ifile
ar **pvcross** ktmpnt, kfmmod, ifile, kampscale1, kampscale2 [, ispecwp]
ar **pvinterp** ktmpnt, kfmmod, ifile, kfreqscale1, kfreqscale2, kampscale1, kampscale2, kfreqinterp, kampinterp
ar **pvoc** ktmpnt, kfmmod, ifilcod [, ispecwp] [, iextractmode] [, ifreqlim] [, igatefn]
kfreq, kamp **pvread** ktmpnt, ifile, ibin
ar **pvsadsyn** fsrc, inoscs, kfmmod [, ibinoffset] [, ibinincr] [, iinit]
fsig **pvsanal** ain, ifftsize, ioverlap, iwinsize, iwintype [, iformat] [, iinit]
fsig **pvcross** fsrc, fdest, kamp1, kamp2
fsig **pvsfread** ktmpnt, ifn [, ichan]
pvsftr fsrc, ifna [, ifnf]
kflag **pvsftw** fsrc, ifna [, ifnf]
ioverlap, inumbins, iwinsize, iformat **pvsinfo** fsrc
fsig **pvsmaska** fsrc, ifn, kdepth
ar **pvsynth** fsrc, [iinit]
ar **randh** xamp, xcps [, iseed] [, isize] [, ioffset]
kr **randh** kamp, kcps [, iseed] [, isize] [, ioffset]
ar **randi** xamp, xcps [, iseed] [, isize] [, ioffset]
kr **randi** kamp, kcps [, iseed] [, isize] [, ioffset]
ar **randomh** kmin, kmax, acps
kr **randomh** kmin, kmax, kcps
ar **randomi** kmin, kmax, acps
kr **randomi** kmin, kmax, kcps
ar **random** kmin, kmax
ir **random** imin, imax
kr **random** kmin, kmax
ar **rand** xamp [, iseed] [, isel] [, ibase]
kr **rand** xamp [, iseed] [, isel] [, ibase]
ir **readclock** inum
kr1, kr2 **readk2** ifilename, iformat, ipol [, interp]
kr1, kr2, kr3 **readk3** ifilename, iformat, ipol [, interp]
kr1, kr2, kr3, kr4 **readk4** ifilename, iformat, ipol [, interp]

kr **readk** ifilename, iformat, ipol [, interp]
reinit label
 kflag **release**
 ar **repluck** iplk, kamp, icps, kpick, krefl, axcite
 kr **resonk** ksig, kcf, kbw [, iscl] [, iskip]
 ar **resonr** asig, kcf, kbw [, iscl] [, iskip]
 ar **reson** asig, kcf, kbw [, iscl] [, iskip]
 ar **resonx** asig, kcf, kbw [, inumlayer] [, iscl] [, iskip]
 ar **resony** asig, kbf, kbw, inum, ksep [, isepmode] [, iscl] [, iskip]
 ar **resonz** asig, kcf, kbw [, iscl] [, iskip]
 ar **reverb2** asig, ktime, khdif [, iskip] [,inumCombs] [, ifnCombs] [, inumAlpas] [, ifnAlpas]
 ar **reverb** asig, krvt [, iskip]
 ar **rezzy** asig, xfco, xres [, imode]
rigoto label
rireturn
 kr **rms** asig [, ihp] [, iskip]
 ax **rnd31** kscl, krpow [, iseed]
 ix **rnd31** iscl, irpow [, iseed]
 kx **rnd31** kscl, krpow [, iseed]
rnd (x) (init- or control-rate only)
 ar **rspline** xrangeMin, xrangeMax, kcpsMin, kcpsMax
 kr **rspline** krangeMin, krangeMax, kcpsMin, kcpsMax
 ir **rtclock**
 kr **rtclock**
 i1,...,i16 **s16b14** ichan, ictlno_msb1, ictlno_lsb1, imin1, imax1, initvalue1, ifn1,..., ictlno_msb16, ictlno_lsb16, imin16, imax16, initvalue16, ifn16
 k1,...,k16 **s16b14** ichan, ictlno_msb1, ictlno_lsb1, imin1, imax1, initvalue1, ifn1,..., ictlno_msb16, ictlno_lsb16, imin16, imax16, initvalue16, ifn16
 i1,...,i32 **s32b14** ichan, ictlno_msb1, ictlno_lsb1, imin1, imax1, initvalue1, ifn1,..., ictlno_msb32, ictlno_lsb32, imin32, imax32, initvalue32, ifn32
 k1,...,k32 **s32b14** ichan, ictlno_msb1, ictlno_lsb1, imin1, imax1, initvalue1, ifn1,..., ictlno_msb32, ictlno_lsb32, imin32, imax32, initvalue32, ifn32
 ar **samphold** asig, agate [, ival] [, ivstor]
 kr **samphold** ksig, kgate [, ival] [, ivstor]
 ar **sandpaper** iamp, idettack [, inum] [, idamp] [, imaxshake]
scanhammer isrc, idst, ipos, imult
 ar **scans** kamp, kfreq, ifn, id [, iorder]
 aout **scantable** kamp, kpch, ipos, imass, istiff, idamp, ivel
scanu init, irate, ifnvel, ifnmass, ifnstif, ifncentr, ifndamp, kmass, kstif, kcentr, kdamp, ileft, irlight, kpos, kstrngth, ain, idisp, id

22. Miscellaneous Information

schedkwhennamed ktrigger, kmintim, kmaxnum, “name”, kwhen, kdur [, ip4] [, ip5] [...]
schedkwhen ktrigger, kmintim, kmaxnum, kinsnum, kwhen, kdur [, ip4] [, ip5] [...]
schedkwhen ktrigger, kmintim, kmaxnum, “insname”, kwhen, kdur [, ip4] [, ip5] [...]
schedule insnum, iwhen, idur [, ip4] [, ip5] [...]
schedule “insname”, iwhen, idur [, ip4] [, ip5] [...]
schedwhen ktrigger, kinsnum, kwhen, kdur [, ip4] [, ip5] [...]
schedwhen ktrigger, “insname”, kwhen, kdur [, ip4] [, ip5] [...]
seed ival
ar **sekere** iamp, idettack [, inum] [, idamp] [, imaxshake]
semitone (x)
kr **sensekey**
kr **sense**
ktrig_out **seqtime** ktime_unit, kstart, kloop, kinitndx, kfn_times
setctrl inum, ival, itype
setksmps iksmpls
sfilist ifilhandle
ar **sfinstr3m** ival, inotenum, xamp, xfreq, instrnum, ifilhandle [, iflag] [, ioffset]
ar1, ar2 **sfinstr3** ival, inotenum, xamp, xfreq, instrnum, ifilhandle [, iflag] [, ioffset]
ar **sfinstrm** ival, inotenum, xamp, xfreq, instrnum, ifilhandle [, iflag] [, ioffset]
ar1, ar2 **sfinstr** ival, inotenum, xamp, xfreq, instrnum, ifilhandle [, iflag] [, ioffset]
ir **sfload** “filename”
sfpassign istartindex, ifilhandle
ar **sfplay3m** ival, inotenum, xamp, xfreq, ipreindex [, iflag] [, ioffset]
ar1, ar2 **sfplay3** ival, inotenum, xamp, xfreq, ipreindex [, iflag] [, ioffset]
ar **sfplaym** ival, inotenum, xamp, xfreq, ipreindex [, iflag] [, ioffset]
ar1, ar2 **sfplay** ival, inotenum, xamp, xfreq, ipreindex [, iflag] [, ioffset]
sfplist ifilhandle
ir **sfpreset** iprog, ibank, ifilhandle, ipreindex
ar **shaker** kamp, kfreq, kbeans, kdamp, ktimes [, idecay]
sinh (x) (no rate restriction)
sininv (x) (no rate restriction)
sin (x) (no rate restriction)
ar **sleighbells** kamp, idettack [, inum] [, idamp] [, imaxshake] [, ifreq] [, ifreq1] [, ifreq2]
k1,...,k16 **slider16f** ichan, ictlnum1, imin1, imax1, init1, ifn1, icutoff1,..., ictlnum16, imin16, imax16, init16, ifn16, icutoff16
i1,...,i16 **slider16** ichan, ictlnum1, imin1, imax1, init1, ifn1,..., ictlnum16, imin16, imax16, init16, ifn16
k1,...,k16 **slider16** ichan, ictlnum1, imin1, imax1, init1, ifn1,..., ictlnum16, imin16, imax16, init16, ifn16

k_1, \dots, k_{32} **slider32f** ichan, ictlnum1, imin1, imax1, init1, ifn1, icutoff1, ..., ictlnum32, imin32, imax32, init32, ifn32, icutoff32
 i_1, \dots, i_{32} **slider32** ichan, ictlnum1, imin1, imax1, init1, ifn1, ..., ictlnum32, imin32, imax32, init32, ifn32
 k_1, \dots, k_{32} **slider32** ichan, ictlnum1, imin1, imax1, init1, ifn1, ..., ictlnum32, imin32, imax32, init32, ifn32
 k_1, \dots, k_{64} **slider64f** ichan, ictlnum1, imin1, imax1, init1, ifn1, icutoff1, ..., ictlnum64, imin64, imax64, init64, ifn64, icutoff64
 i_1, \dots, i_{64} **slider64** ichan, ictlnum1, imin1, imax1, init1, ifn1, ..., ictlnum64, imin64, imax64, init64, ifn64
 k_1, \dots, k_{64} **slider64** ichan, ictlnum1, imin1, imax1, init1, ifn1, ..., ictlnum64, imin64, imax64, init64, ifn64
 k_1, \dots, k_8 **slider8f** ichan, ictlnum1, imin1, imax1, init1, ifn1, icutoff1, ..., ictlnum8, imin8, imax8, init8, ifn8, icutoff8
 i_1, \dots, i_8 **slider8** ichan, ictlnum1, imin1, imax1, init1, ifn1, ..., ictlnum8, imin8, imax8, init8, ifn8
 k_1, \dots, k_8 **slider8** ichan, ictlnum1, imin1, imax1, init1, ifn1, ..., ictlnum8, imin8, imax8, init8, ifn8
ar [, ac] **sndwarp** xamp, xtimewarp, xresample, ifn1, ibeg, iwsiz, irandw, ioverlap, ifn2, itimemode
ar1, ar2 [, ac1] [, ac2] **sndwarpst** xamp, xtimewarp, xresample, ifn1, ibeg, iwsiz, irandw, ioverlap, ifn2, itimemode
ar1 **soundin** ifilcod [, iskptim] [, iformat]
ar1, ar2 **soundin** ifilcod [, iskptim] [, iformat]
ar1, ar2, ar3 **soundin** ifilcod [, iskptim] [, iformat]
ar1, ar2, ar3, ar4 **soundin** ifilcod [, iskptim] [, iformat]
soundout asig1, ifilcod [, iformat]
a1, a2, a3, a4 **space** asig, ifn, ktime, kreverbse, kx, ky
aW, aX, aY, aZ **spat3di** ain, iX, iY, iZ, idist, ift, imode [, istor]
aW, aX, aY, aZ **spat3d** ain, kX, kY, kZ, idist, ift, imode, imdel, iovr [, istor]
spat3dt ioutft, iX, iY, iZ, idist, ift, imode, irlen [, iftnocl]
k1 **spdist** ifn, ktime, kx, ky
wsig **specaddm** wsig1, wsig2 [, imul2]
wsig **specdiff** wsign
specdisp wsig, iprd [, iwtflg]
wsig **specfilt** wsign, ifhtim
wsig **spechist** wsign
koct, kamp **specptrk** wsig, kvar, ilo, ihi, istr, idbthresh, inptls, irolloff [, ioddd] [, iconfs] [, interp] [, ifprd] [, iwtflg]
wsig **specscal** wsign, ifscale, ifthresh
ksum **specsum** wsig [, interp]
wsig **spectrum** xsig, iprd, iocts, ifrqa [, iq] [, ihann] [, idbout] [, idsprd] [, idsinrs]
a1, a2, a3, a4 **spsend**
sqrt (x) (no rate restriction)

22. Miscellaneous Information

sr = iarg
ar **stix** iamp, idettack [, inum] [, idamp] [, imaxshake]
ar **streson** asig, kfr, ifdbgain
strset iarg, istring
subinstrinit instrnum [, p4] [, p5] [...]
subinstrinit “insname” [, p4] [, p5] [...]
a1, [...] [, a8] **subinstr** instrnum [, p4] [, p5] [...]
a1, [...] [, a8] **subinstr** “insname” [, p4] [, p5] [...]
ar **sum** asig1 [, asig2] [, asig3] [...]
alow, ahigh, aband **svfilter** asig, kcf, kq [, iscl]
ar **table3** andx, ifn [, ixmode] [, ixoff] [, iwrap]
ir **table3** indx, ifn [, ixmode] [, ixoff] [, iwrap]
kr **table3** kndx, ifn [, ixmode] [, ixoff] [, iwrap]
tablecopy kdft, ksft
tablegpw kfn
tableicopy idft, isft
tableigpw ifn
ar **tableikt** xndx, kfn [, ixmode] [, ixoff] [, iwrap]
kr **tableikt** kndx, kfn [, ixmode] [, ixoff] [, iwrap]
tableimix idft, idoff, ilen, is1ft, is1off, is1g, is2ft, is2off, is2g
ar **tablei** andx, ifn [, ixmode] [, ixoff] [, iwrap]
ir **tablei** indx, ifn [, ixmode] [, ixoff] [, iwrap]
kr **tablei** kndx, ifn [, ixmode] [, ixoff] [, iwrap]
tableiw isig, indx, ifn [, ixmode] [, ixoff] [, iwgmodes]
ar **tablekt** xndx, kfn [, ixmode] [, ixoff] [, iwrap]
kr **tablekt** kndx, kfn [, ixmode] [, ixoff] [, iwrap]
tablemix kdft, kdoff, klen, ks1ft, ks1off, ks1g, ks2ft, ks2off, ks2g
ir **tableng** ifn
kr **tableng** kfn
ar **tablera** kfn, kstart, koff
tableseg ifn1, idur1, ifn2 [, idur2] [, ifn3] [...]
ar **table** andx, ifn [, ixmode] [, ixoff] [, iwrap]
ir **table** indx, ifn [, ixmode] [, ixoff] [, iwrap]
kr **table** kndx, ifn [, ixmode] [, ixoff] [, iwrap]
kstart **tablewa** kfn, asig, koff
tablewkt asig, andx, kfn [, ixmode] [, ixoff] [, iwgmodes]
tablewkt ksig, kndx, kfn [, ixmode] [, ixoff] [, iwgmodes]
tablew asig, andx, ifn [, ixmode] [, ixoff] [, iwgmodes]

tablew isig, indx, ifn [, ixmode] [, ixoff] [, iwgmode]
tablew ksig, kndx, ifn [, ixmode] [, ixoff] [, iwgmode]
 ar **tablexkt** xndx, kfn, kwarp, iwsiz [, ixmode] [, ixoff] [, iwrap]
tablexseg ifn1, idur1, ifn2 [, idur2] [, ifn3] [...]
 ar **tambourine** kamp, idettack [, inum] [, idamp] [, imaxshake] [, ifreq] [, ifreq1] [, ifreq2]
tanh (x) (no rate restriction)
 ar **taninv2** ay, ax
 ir **taninv2** iy, ix
 kr **taninv2** ky, kx
taninv (x) (no rate restriction)
tan (x) (no rate restriction)
 ar **tbvcf** asig, xfco, xres, kdist, kasym
 ktemp **tempest** kin, iprd, imindur, imemdur, ihp, ithresh, ihtim, ixfdbak, istartempo, ifn [, idisprd]
 [, itweek]
tempo ktempo, istartempo
 kr **tempoval**
tigoto label
 kr **timeinstk**
 kr **timeinsts**
 kr **timeinsts**
 ir **timek**
 kr **timek**
 ir **times**
 kr **times**
timeout istr, idur, label
 ir **tival**
 kr **tlineto** ksig, ktime, ktrig
 kr **tonek** ksig, khp [, iskip]
 ar **tone** asig, khp [, iskip]
 ar **tonex** asig, khp [, inumlayer] [, iskip]
 ar **transeg** ia, idur, itype, ib [, idur2] [, itype] [, ic] ...
 kr **transeg** ia, idur, itype, ib [, idur2] [, itype] [, ic] ...
 kout **trigger** ksig, kthreshold, kmode
trigseq ktrig_in, kstart, kloop, kinitndx, kfn_values, kout1 [, kout2] [...]
 ar **trirand** krange
 ir **trirand** krange
 kr **trirand** krange
turnoff

22. Miscellaneous Information

turnon insnum [, itime]
ar **unirand** krange
ir **unirand** krange
kr **unirand** krange
ar **upsamp** ksig
aout = **urd** (ktableNum)
iout = **urd** (itableNum)
kout = **urd** (ktableNum)
ar **valpass** asig, krvt, xlpt, imaxlpt [, iskip] [, insmps]
ar1, ..., ar16 **vbap16move** asig, ispread, ifldnum, ifld1 [, ifld2] [...]
ar1, ..., ar16 **vbap16** asig, iazim [, ielev] [, ispread]
ar1, ar2, ar3, ar4 **vbap4move** asig, ispread, ifldnum, ifld1 [, ifld2] [...]
ar1, ar2, ar3, ar4 **vbap4** asig, iazim [, ielev] [, ispread]
ar1, ..., ar8 **vbap8move** asig, ispread, ifldnum, ifld1 [, ifld2] [...]
ar1, ..., ar8 **vbap8** asig, iazim [, ielev] [, ispread]
vbaplsinit idim, ilsnum [, idir1] [, idir2] [...] [, idir32]
vbapzmove inumchnls, istartndx, asig, idur, ispread, ifldnum, ifld1, ifld2, [...]
vbapz inumchnls, istartndx, asig, iazim [, ielev] [, ispread]
kfn **vco2ft** kcps, iwave [, inyx]
ifn **vco2ift** icps, iwave [, inyx]
ifn **vco2init** iwave [, ibasfn] [, ipmul] [, iminsiz] [, imaxsiz] [, isrcft]
ar **vco2** kamp, kcps [, imodel] [, kpw] [, kphs] [, inyx]
ar **vcomb** asig, krvt, xlpt, imaxlpt [, iskip] [, insmps]
ar **vco** xamp, xcps, iwave, kpw [, ifn] [, imaxd] [, ileak] [, inyx] [, iphs]
ar **vdelay3** asig, adel, imaxdel [, iskip]
ar **vdelay** asig, adel, imaxdel [, iskip]
aout1, aout2, aout3, aout4 **vdelayxq** ain1, ain2, ain3, ain4, adl, imd, iws [, ist]
aout **vdelayx** ain, adl, imd, iws [, ist]
aout1, aout2 **vdelayxs** ain1, ain2, adl, imd, iws [, ist]
aout1, aout2, aout3, aout4 **vdelayxwq** ain1, ain2, ain3, ain4, adl, imd, iws [, ist]
aout **vdelayxw** ain, adl, imd, iws [, ist]
aout1, aout2 **vdelayxws** ain1, ain2, adl, imd, iws [, ist]
ival **veloc** [ilow] [, ihigh]
ar **vibes** kamp, kfreq, ihrd, ipos, imp, kvibf, kvamp, ivibfn, idec
kout **vibrato** kAverageAmp, kAverageFreq, kRandAmountAmp, kRandAmountFreq, kAmpMinRate, kAmpMaxRate, kcpsMinRate, kcpsMaxRate, ifn [, iphs]
kout **vibr** kAverageAmp, kAverageFreq, ifn
vincr asig, aincr

ar **vlowres** asig, kfco, kres, iord, ksep
 ar **voice** kamp, kfreq, kphoneme, kform, kvibf, kvamp, ifn, ivfn
 ar **vpvoc** ktimepnt, kfmmod, ifile [, ispecwp] [, ifn]
 ar **waveset** ain, krep [, ilen]
 ar **weibull** ksigma, ktau
 ir **weibull** ksigma, ktau
 kr **weibull** ksigma, ktau
 ar **wgbowedbar** kamp, kfreq, kpos, kbowpres, kgain [, iconst] [, itvel] [, ibowpos] [, ilow]
 ar **wgbow** kamp, kfreq, kpres, krat, kvibf, kvamp, ifn [, iminfreq]
 ar **wgbrass** kamp, kfreq, ktens, iatt, kvibf, kvamp, ifn [, iminfreq]
 ar **wgclar** kamp, kfreq, kstiff, iatt, idetk, kngain, kvibf, kvamp, ifn [, iminfreq]
 ar **wgflute** kamp, kfreq, kjet, iatt, idetk, kngain, kvibf, kvamp, ifn [, iminfreq] [, ijtrf] [, iendrf]
 ar **wgpluck2** iplk, kamp, icps, kpick, kreff
 ar **wgpluck** icps, iamp, kpick, iplk, idamp, ifilt, axcite
 ar **wguide1** asig, xfreq, kcutoff, kfeedback
 ar **wguide2** asig, xfreq1, xfreq2, kcutoff1, kcutoff2, kfeedback1, kfeedback2
 ar **wrap** asig, klow, khigh
 ir **wrap** isig, ilow, ihigh
 kr **wrap** ksig, klow, khigh
 aout **wterrain** kamp, kpch, k_xcenter, k_ycenter, k_xradius, k_yradius, itabx, itaby
 ar **xadsr** iatt, idec, islev, irel [, idel]
 kr **xadsr** iatt, idec, islev, irel [, idel]
 xinarg1 [, xinarg2] ... [xinargN] **xin**
xout xoutarg1 [, xoutarg2] ... [, xoutargN]
 kpos, kvel **xscanmap** iscan, kamp, kvamp [, iwhich]
xscansmap kpos, kvel, iscan, kamp, kvamp [, iwhich]
 ar **xscans** kamp, kfreq, ifntraj, id [, iorder]
xscanu init, irate, ifnvel, ifnmass, ifnstif, ifncentr, ifndamp, kmass, kstif, kcentr, kdamp, ileft, iright, kpos, kstrngth, ain, idisp, id
xtratim iextradur
 kx, ky **xyin** iprd, ixmin, ixmax, iymmin, iymax [, ixinit] [, iyinit]
zact kfirst, klast
zakinit isizea, isizek
 ar **zamod** asig, kzamod
 ar **zarg** kndx, kgain
 ar **zar** kndx
zawm asig, kndx [, imix]
zaw asig, kndx

ar **zfilter2** asig, kdamp, kfreq, iM, iN, ib0, ib1, ..., ibM, ia1,ia2, ..., iaN

ir **zir** indx

ziwm isig, indx [, imix]

ziw isig, indx

zkcl kfirst, klast

kr **zkmod** ksig, kzmod

kr **zkr** kndx

zkwm ksig, kndx [, imix]

zkw ksig, kndx

22.6. SoundFont2 File Format

Beginning with Csound Version 4.07, *Csound supports the SoundFont2 sample file format*. SoundFont2 (or SF2) is a widespread standard which allows encoding banks of wavetable-based sounds into a binary file. In order to understand the usage of these opcodes, the user must have some knowledge of the SF2 format, so a brief description of this format follows.

The SF2 format is made by generator and modulator objects. All current Csound opcodes regarding SF2 support the generator function only.

There are several levels of generators having a hierarchical structure. The most basic kind of generator object is a sample. Samples may or may not be be looped, and are associated with a MIDI note number, called the base-key. When a sample is associated with a range of MIDI note numbers, a range of velocities, a transposition (coarse and fine tuning), a scale tuning, and a level scaling factor, the sample and its associations make up a “split.” A set of splits, together with a name, make up an “instrument.” When an instrument is associated with a key range, a velocity range, a level scaling factor, and a transposition, the instrument and its associations make up a “layer.” A set of layers, together with a name, makes up a “preset.” Presets are normally the final sound-generating structures ready for the user. They generate sound according to the settings of their lower-level components.

Both sample data and structure data is embedded in the same SF2 binary file. A single SF2 file can contain up to a maximum of 128 banks of 128 preset programs, for a total of 16384 presets in one SF2 file. The maximum number of layers, instruments, splits, and samples is not defined, and probably is only limited by the computer’s memory.

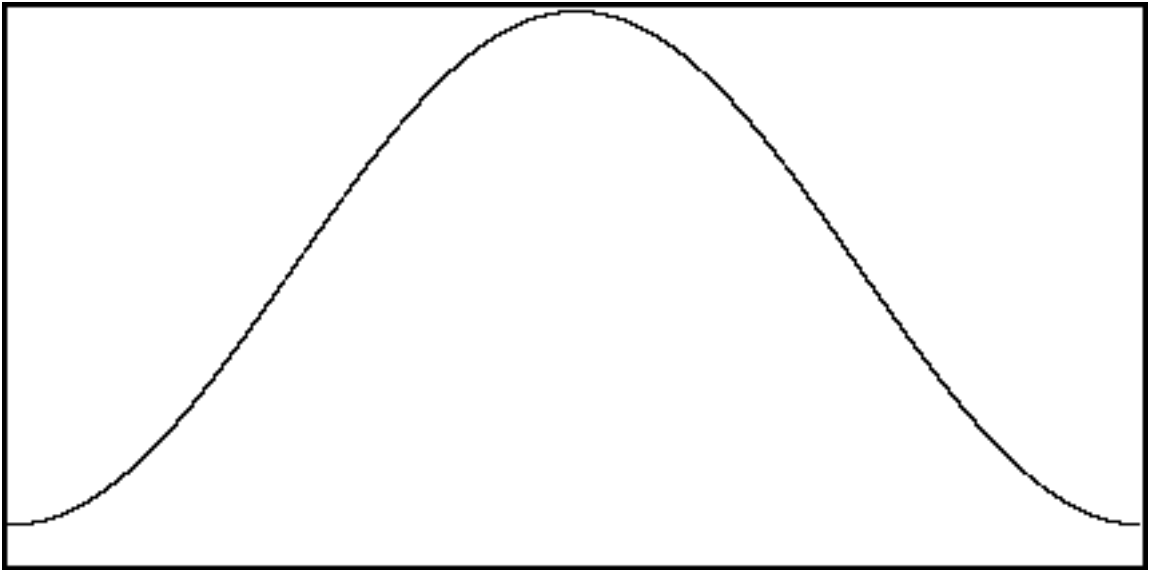
22.7. Window Functions

Windowing functions are used for analysis, and as waveform envelopes, particularly in granular synthesis. Window functions are built in to some opcodes, but others require a function table to generate the window. *GEN20* is used for this purpose. The diagram of each window below, is accompanied by the f statement used to generate the it.

Hamming.

Example 1. Hamming window function statement

```
f81 0 8192 20 1 1
```

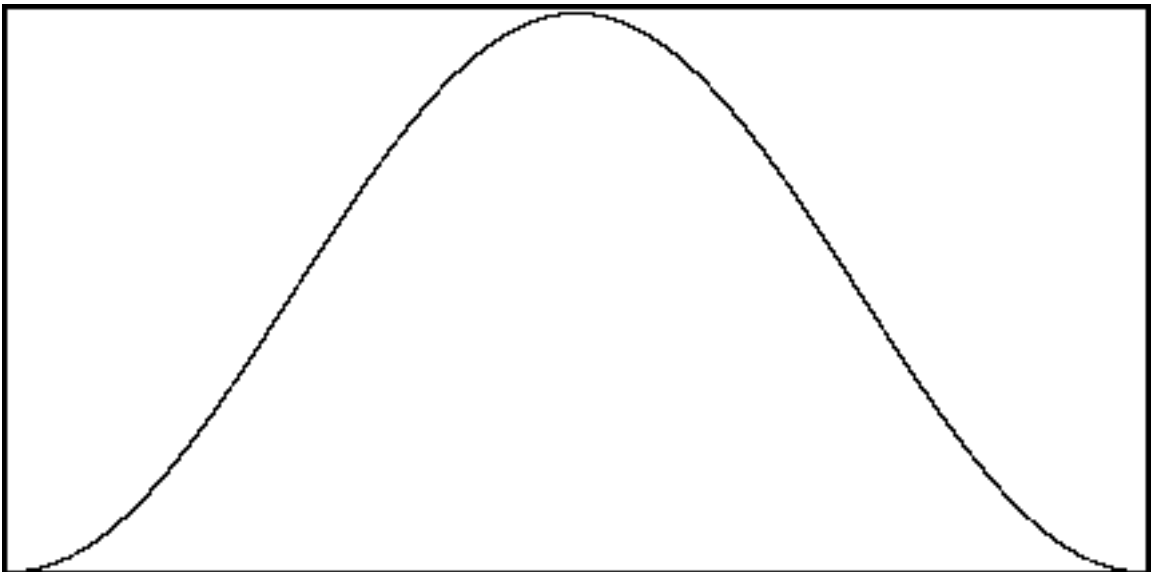


Hamming Window Function.

Hanning.

Example 2. Hanning window function statement

```
f82 0 8192 20 2 1
```

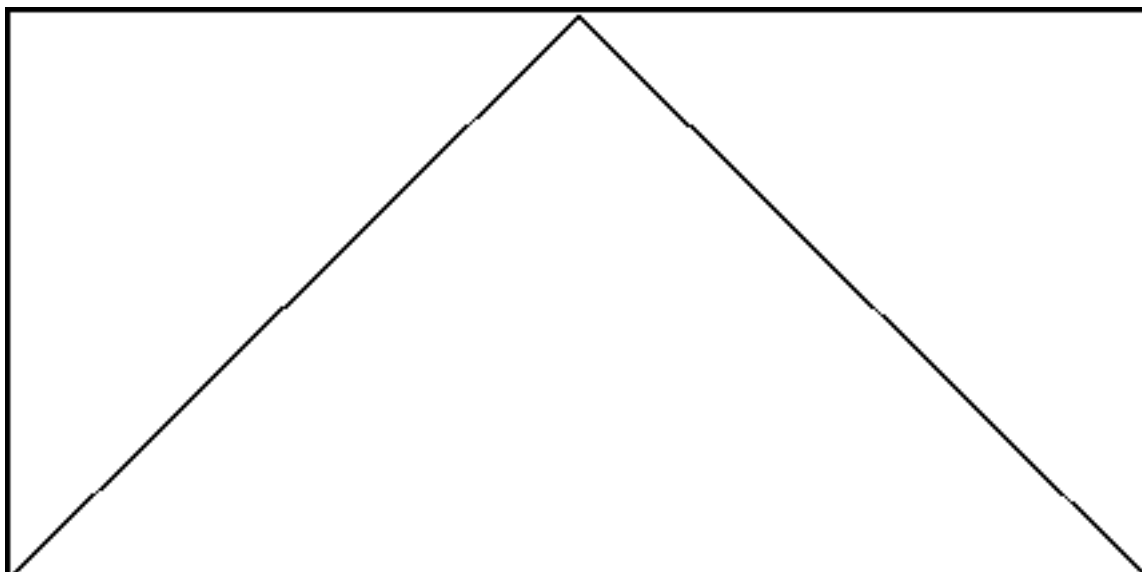


Hanning Window Function

Bartlett.

Example 3. Bartlett window function statement

```
f83 0 8192 20 3 1
```

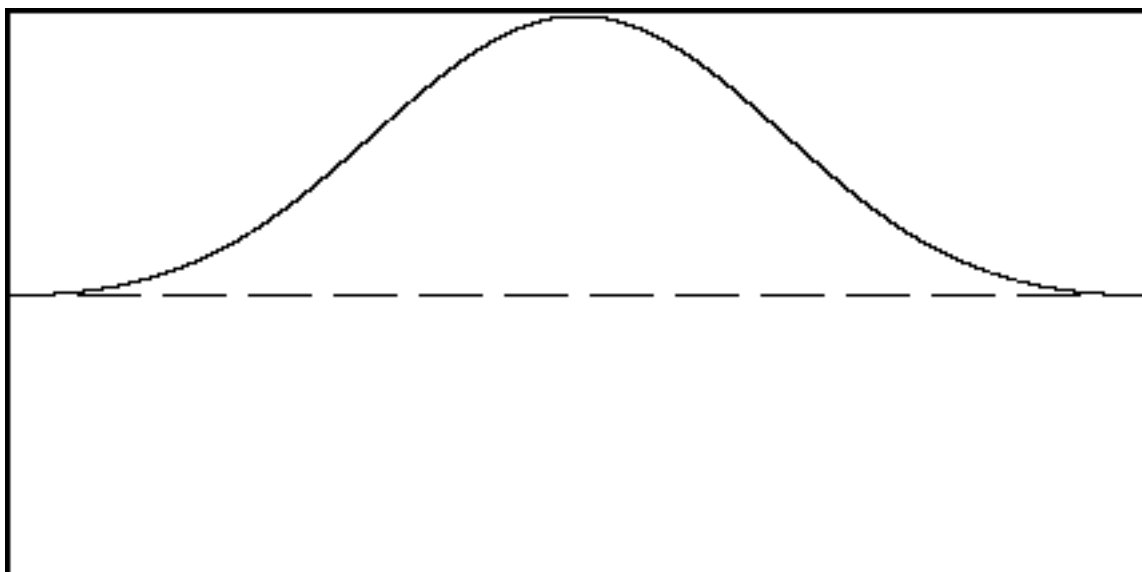


Bartlett Window Function

Blackman.

Example 4. Blackman window function statement

```
f84 0 8192 20 4 1
```

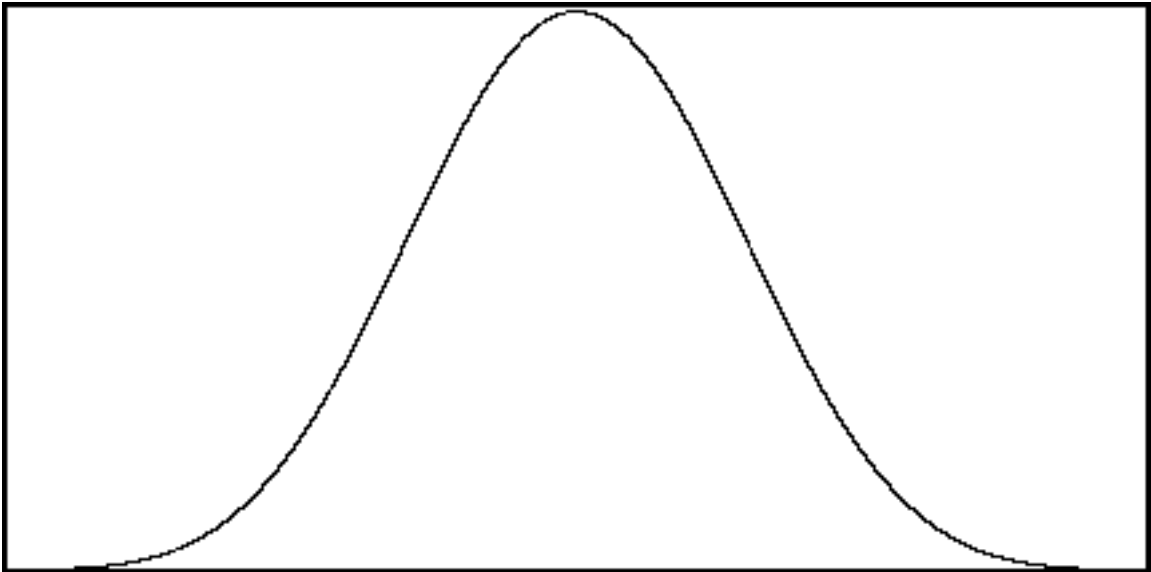


Blackman Window Function

Blackman-Harris.

Example 5. Blackman-Harris window function statement

```
f85 0 8192 20 5 1
```

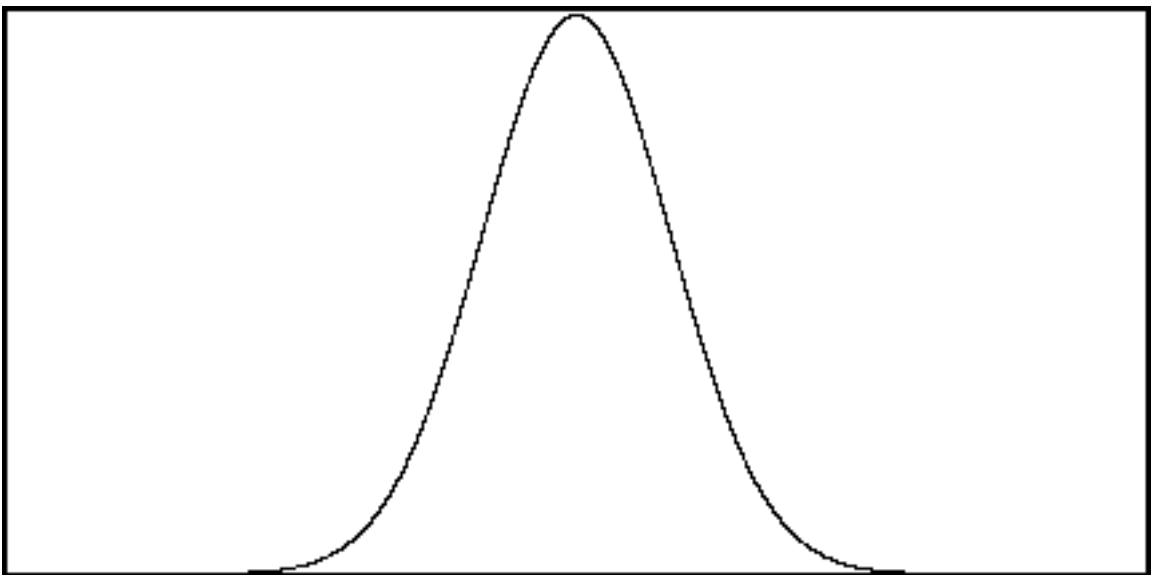


Blackman-Harris Window Function

Gaussian.

Example 6. Gaussian window function statement

f86 0 8192 20 6 1



Gaussian Window Function

Rectangle.

Example 7. Rectangle window function statement

f88 0 8192 -20 8 .1

Note : Vertical scale is exaggerated in this diagram.

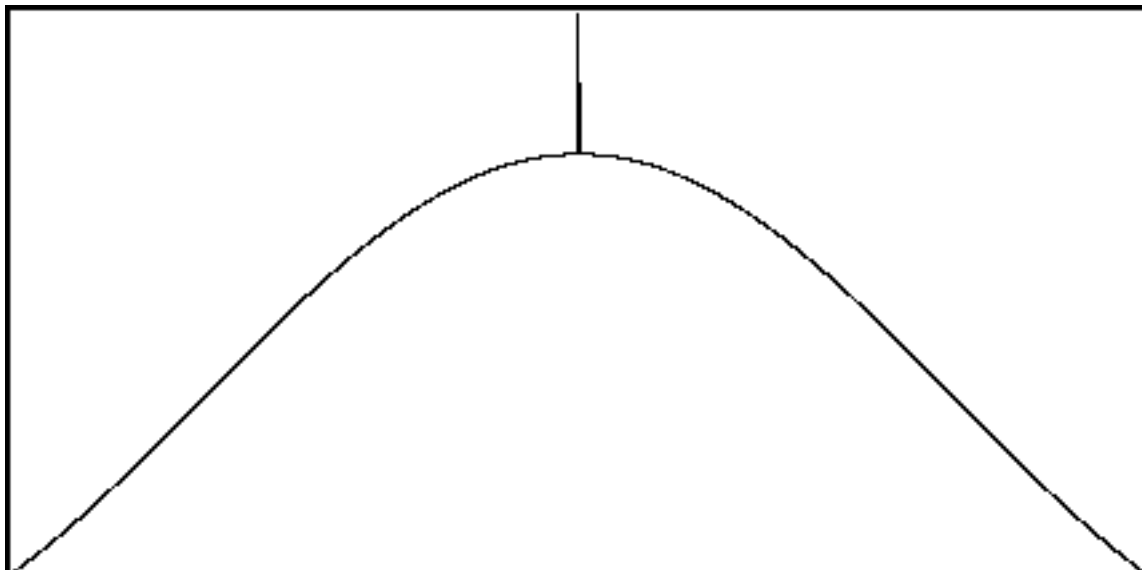


Rectangle Window Function

Sync.

Example 8. Sync window function statement

```
f89 0 4096 -20 9 .75
```



Sync Window Function

23. Utility Programs

23.1. The Utility Programs

The Csound Utilities are *soundfile preprocessing* programs that return information on a soundfile or create some analyzed version of it for use by certain Csound generators. Though different in goals, they share a common soundfile access mechanism and are describable as a set. The Soundfile Utility programs can be invoked in two equivalent forms:

```
csound [-U utilname ] [flags] [filenames ]
```

```
utilname [flags] [filenames ]
```

In the first, the utility is invoked as part of the Csound executable, while in the second it is called as a standalone program. The second is smaller by about 200K, but the two forms are identical in function. The first is convenient in not requiring the maintenance and use of several independent programs - one program does all. When using this form, a *-U flag* detected in the command line will cause all subsequent flags and names to be interpreted as per the named utility; i.e. Csound generation will not occur, and the program will terminate at the end of utility processing.

23.2. Directories.

Filenames are of two kinds, source soundfiles and resultant analysis files. Each has a hierarchical naming convention, influenced by the directory from which the Utility is invoked. Source soundfiles with a full pathname (begins with dot (.), slash (/), or for ThinkC includes a colon (:)), will be sought only in the directory named. Soundfiles without a path will be sought first in the current directory, then in the directory named by the SSDIR environment variable (if defined), then in the directory named by SFDIR. An unsuccessful search will return a “cannot open” error.

Resultant analysis files are written into the current directory, or to the named directory if a path is included. It is tidy to keep analysis files separate from sound files, usually in a separate directory known to the SADIR variable. Analysis is conveniently run from within the SADIR directory. When an analysis file is later invoked by a Csound generator it is sought first in the current directory, then in the directory defined by SADIR.

23.3. Credits

Dan Ellis

MIT Media Lab

Cambridge, Massachusetts

23.4. Soundfile Formats.

Csound can read and write audio files in a variety of formats. Write formats are described by Csound command flags. On reading, the format is determined from the soundfile header, and the data automatically converted to floating-point during internal processing. When Csound is

23. Utility Programs

installed on a host with local soundfile conventions (SUN, NeXT, Macintosh) it may conditionally include local packaging code which creates soundfiles not portable to other hosts. However, Csound on any host can always generate and read AIFF files, which is thus a portable format. Sampled sound libraries are typically AIFF, and the variable `SSDIR` usually points to a directory of such sounds. If defined, the `SSDIR` directory is in the search path during soundfile access. Note that some AIFF sampled sounds have an audio looping feature for sustained performance; the analysis programs will traverse any loop segment once only.

For soundfiles without headers, an `SR` value may be supplied by the *-R flag* (or its default). If both the *SR header* and the command-line flag are present, the flag value will override the header.

When sound is accessed by the audio Analysis programs, only a single channel is read. For stereo or quad files, the default is channel one; alternate channels may be obtained on request.

24. Cscore

24.1. Cscore

Cscore is a program for generating and manipulating numeric score files. It comprises a number of function subprograms, called into operation by a user-written control program, and can be invoked either as a standalone score preprocessor, or as part of the Csound run-time system:

```
Cscore [scorefilein] [scorefileout]
```

or

```
CSound [-C] [otherflags] [orchname] [scorename]
```

The available function programs augment the C language library functions; they can read either standard or pre-sorted score files, can massage and expand the data in various ways, then make it available for performance by a Csound orchestra.

The user-written control program is also in C, and is compiled and linked to the function programs (or the entire Csound) by the user. It is not essential to know the C language well to write this program, since the function calls have a simple syntax, and are powerful enough to do most of the complicated work. Additional power can come from C later as the need arises.

24.2. Events, Lists, and Operations

An event in *Cscore* is equivalent to one statement of a *standard numeric score* or time-warped score (see any *score.srt*), stored internally in time-warped format. It is either created in-line, or read in from an existing score file (either format). Its main components are an opcode and an array of pfield values. It is stored somewhere in memory, organized by a structure that starts as follows:

```
typedef struct {
    CSHDR h;          /* space-managing header */
    long op;          /* opcode -t, w, f, i, a, s or e */
    long pcnt;        /* number of pfields p1, p2, p3 ... */
    long stlen;       /* length of optional string argument */
    char *strarg;     /* address of optional string argument */
    float p2orig;     /* unwarped p2, p3 */
    float p3orig;
    float offtim;     /* storage used during performance */
    float p[1];       /* array of pfields p0, p1, p2 ... */
} EVENT;
```

Any function subprogram that creates, reads, or copies an event will return a pointer to the storage structure holding the event data. The event pointer can be used to access any component of the structure, in the form of *e-op* or *e-p[n]*. Each newly stored event will give rise to a new pointer, and a sequence of new events will generate a sequence of distinct pointers that must themselves be stored. Groups of event pointers are stored in an event list, which has its own structure:

```
typedef struct {
    CSHDR h;
    int nslots;       /* max events in this event list */
    int nevents;      /* number of events present */
    EVENT *e[1];     /* array of event pointers e0, e1, e2.. */
} EVLIST;
```

Any function that creates or modifies a list will return a pointer to the new list. The list pointer can be used to access any of its component event pointers, in the form of *a-e[n]*. Event pointers and

list pointers are thus primary tools for manipulating the data of a score file. Pointers and lists of pointers can be copied and reordered without modifying the data values they refer to. This means that notes and phrases can be copied and manipulated from a high level of control. Alternatively, the data within an event or group of events can be modified without changing the event or list pointers. The *Cscore* function subprograms enable scores to be created and manipulated in this way.

In the following summary of *Cscore* function calls, some simple naming conventions are used:

```

the symbols e, f are pointers to events (notes);
the symbols a, b are pointers to lists (arrays) of such events;
the letters ev at the end of a function name signify operation on an event;
the letter l at the start of a function name signifies operation on a list.
the symbol fp is a score input stream file pointer (FILE *);
calling syntax      description
e = createv(n);      create a blank event with n pfields
    int n;
e = defev("...");    defines an event as per the character string ...
e = copyev(f);        make a new copy of event f
e = getev();          read the next event in the score input file
putev(e);            write event e to the score output file
putstr("...");       write the string-defined event to score output
a = lcreat(n);        create an empty event list with n slots
    int n;
a = lappev(a,e);      append event e to list a
a = lappstrev(a,"..."); append a string-defined event to list a;
a = lcopy(b);         copy the list b (but not the events)
a = lcopyev(b);       copy the events of b, making a new list
a = lget();           read all events from score input, up to next s or e
a = lgetnext(nbeats); read next nbeats beats from score input
    float nbeats;
a = lgetuntil(beatno); read all events from score input up to beat beatno
    float beatno;
a = lsepf(b);         separate the f statements from list b into list a
a = lseptwf(b);       separate the t,w & f statements from list b into list a
a = lcat(a,b);        concatenate (append) the list b onto the list a
lsort(a);            sort the list a into chronological order by p[2]
a = lxins(b,"...");   extract notes of instruments ... (no new events)
a = lxtimev(b,from,to); extract notes of time-span, creating new events
    float from, to;
lput(a);             write the events of list a to the score output file
lplay(a);           send events of list a to the Csound orchestra for
                    immediate performance (or print events if no orchestra)
releev(e);          release the space of event e
lrel(a);            release the space of list a (but not the events)
lreleev(a);         release the events of list a, and the list space
fp = getcurfp();    get the currently active input scorefile pointer
                    (initially finds the command-line input scorefile pointer)
fp = filopen("filename"); open another input scorefile (maximum of 5)
setcurfp(fp);      make fp the currently active scorefile pointer
filclose(fp);      close the scorefile relating to FILE *fp

```

24.3. Writing a Main Program

The general format for a control program is:

```

#include "cscore.h"
cscore()
{
    /* VARIABLE DECLARATIONS */
    /* PROGRAM BODY */
}

```

The include statement will define the event and list structures for the program. The following C program will read from a *standard numeric score*, up to (but not including) the first *s* or *e statement*, then write that data (unaltered) as output.

```

#include "cscore.h"
cscore()
{
    EVLIST *a;      /* a is allowed to point to an event list */
    a = lget();     /* read events in, return the list pointer */
    lput(a);        /* write these events out (unchanged) */
    putstr("e");    /* write the string e to output */
}

```

After execution of `lget()`, the variable `a` points to a list of event addresses, each of which points to a stored event. We have used that same pointer to enable another list function (`lput`) to access and write out all of the events that were read. If we now define another symbol `e` to be an event pointer, then the statement

```
e = a-e[4];
```

will set it to the contents of the 4th slot in the `evlist` structure. The contents is a pointer to an event, which is itself comprised of an *array* of parameter field values. Thus the term `e-p[5]` will mean the value of parameter field 5 of the 4th event in the `evlist` denoted by `a`. The program below will multiply the value of that *pfield* by 2 before writing it out.

```
#include "cscore.h"
cscore()
{
    EVENT *e;          /* a pointer to an event */
    EVLIST *a;
    a = lget();        /* read a score as a list of events */
    e = a-e[4];        /* point to event 4 in event list a */
    e-p[5] *= 2;       /* find pfield 5, multiply its value by 2 */
    lput(a);           /* write out the list of events */
    putstr("e");       /* add a "score end" statement */
}
```

Now consider the following score, in which `p[5]` contains frequency in Hz.

```
f 1 0 257 10 1
f 2 0 257 7 0 300 1 212 .8
i 1 1 3 0 440 10000
i 1 4 3 0 256 10000
i 1 7 3 0 880 10000
e
```

If this score were given to the preceding main program, the resulting output would look like this:

```
f 1 0 257 10 1
f 2 0 257 7 0 300 1 212 .8
i 1 1 3 0 440 10000
i 1 4 3 0 512 10000          ; p[5] has become 512 instead of 256.
i 1 7 3 0 880 10000
e
```

Note that the 4th event is in fact the second note of the score. So far we have not distinguished between notes and function table setup in a numeric score. Both can be classed as events. Also note that our 4th event has been stored in `e[4]` of the structure. For compatibility with Csound *pfield* notation, we will ignore `p[0]` and `e[0]` of the event and list structures, storing `p1` in `p[1]`, event 1 in `e[1]`, etc. The *Cscore* functions all adopt this convention.

As an extension to the above, we could decide to use `a` and `e` to examine each of the events in the list. Note that `e` has not preserved the numeral 4, but the contents of that slot. To inspect `p5` of the previous listed event we need only redefine `e` with the assignment

```
e = a-e[3];
```

More generally, if we declare a new variable `f` to be a pointer to a pointer to an event, the statement

```
f = &a-e[4];
```

will set `f` to the address of the fourth event in the event list `a`, and `*f` will signify the contents of the slot, namely the event pointer itself. The expression

```
(*f)-p[5],
```

like `e-p[5]`, signifies the fifth pfield of the selected event. However, we can advance to the next slot in the `evlist` by advancing the pointer `f`. In C this is denoted by `f++`.

In the following program we will use the same input score. This time we will separate the *fable* statements from the *note* statements. We will next write the three note-events stored in the list `a`, then create a second score section consisting of the original pitch set and a transposed version of itself. This will bring about an octave doubling.

24. Cscore

By pointing the variable f to the first note-event and incrementing f inside a while block which iterates n times (the number of events in the list), one statement can be made to act upon the same $pfield$ of each successive event.

```
#include "cscore.h"
cscore()
{
    EVENT *e,**f;           /* declarations. see pp.8-9 in the */
    EVLIST *a,*b;          /* C language programming manual */
    int n;
    a = lget();             /* read score into event list "a" */
    b = lsepf(a);           /* separate f statements */
    lput(b);                /* write f statements out to score */
    lrelev(b);              /* and release the spaces used */
    e = defev("t_0_120");  /* define event for tempo statement */
    putev(e);              /* write tempo statement to score */
    lput(a);                /* write the notes */
   _putstr("s");           /* section end */
    putev(e);              /* write tempo statement again */
    b = lcopyev(a);         /* make a copy of the notes in "a" */
    n = b-nevents;         /* and get the number present */
    f = &a-e[1];
    while (n--){           /* iterate the following line n times: */
        (*f++)-p[5] *= .5; /* transpose pitch down one octave */
        a = lcat(b,a);     /* now add these notes to original pitches */
        lput(a);
       _putstr("e");
    }
}
```

The output of this program is:

```
f 1 0 257 10 1
f 2 0 257 7 0 300 1 212 .8
t 0 120
i 1 1 3 0 440 10000
i 1 4 3 0 256 10000
i 1 7 3 0 880 10000
s
t 0 120
i 1 1 3 0 440 10000
i 1 4 3 0 256 10000
i 1 7 3 0 880 10000
i 1 1 3 0 220 10000
i 1 4 3 0 128 10000
i 1 7 3 0 440 10000
e
```

Next we extend the above program by using the while statement to look at $p[5]$ and $p[6]$. In the original score $p[6]$ denotes amplitude. To create a diminuendo in the added lower octave, which is independent from the original set of notes, a variable called *dim* will be used.

```
#include "cscore.h"
cscore()
{
    EVENT *e,**f;
    EVLIST *a,*b;
    int n, dim;             /* declare two integer variables */
    a = lget();
    b = lsepf(a);
    lput(b);
    lrelev(b);
    e = defev("t_0_120");
    putev(e);
    lput(a);
   _putstr("s");
    putev(e);              /* write out another tempo statement */
    b = lcopyev(a);
    n = b-nevents;
    dim = 0;                /* initialize dim to 0 */
    f = &a-e[1];
    while (n--){
        (*f)-p[6] -= dim;  /* subtract current value of dim */
        (*f++)-p[5] *= .5; /* transpose, move f to next event */
        dim += 2000;       /* increase dim for each note */
    }
    a = lcat(b,a);
    lput(a);
   _putstr("e");
}
```

The increment of f in the above programs has depended on certain precedence rules of C. Although this keeps the code tight, the practice can be dangerous for beginners. Incrementing may alternately be written as a separate statement to make it more clear.

```
while (n--){
    (*f)-p[6] -= dim;
    (*f)-p[5] *= .5;
    dim += 2000;
    f++;
}
```

Using the same input score again, the output from this program is:

```
f 1 0 257 10 1
f 2 0 257 7 0 300 1 212 .8
t 0 120
i 1 1 3 0 440 10000
i 1 4 3 0 256 10000
i 1 7 3 0 880 10000
s
t 0 120
i 1 1 3 0 440 10000      ; Three original notes at
i 1 4 3 0 256 10000    ; beats 1,4 and 7 with no dim.
i 1 7 3 0 880 10000
i 1 1 3 0 220 10000    ; three notes transposed down one octave
i 1 4 3 0 128 8000     ; also at beats 1,4 and 7 with dim.
i 1 7 3 0 440 6000
e
```

In the following program the same three-note sequence will be repeated at various time intervals. The starting time of each group is determined by the values of the *array* *cue*. This time the *dim* will occur for each group of notes rather than each note. Note the position of the statement which increments the variable *dim* outside the inner while block.

```
#include "cscore.h"
int cue[3]={0,10,17};          /* declare an array of 3 integers */
cscore()
{
    EVENT *e, **f;
    EVLIST *a, *b;
    int n, dim, cuecount, holdn; /* declare new variables */
    a = lget();
    b = lsepf(a);
    lput(b);
    lrelev(b);
    e = defev("t_0_120");
    putev(e);
    n = a-nevents;
    holdn = n;
    cuecount = 0;              /* initialize cuecount to "0" */
    dim = 0;
    while (cuecount <= 2) {    /* count 3 iterations of inner "while" */
        f = &a-e[1];          /* reset pointer to first event of list "a" */
        n = holdn;           /* reset value of "n" to original note count */
        while (n--){
            (*f)-p[6] -= dim;
            (*f)-p[2] += cue[cuecount]; /* add values of cue */
            f++;
        }
        printf("; diagnostic: cue=%d\n", cue[cuecount]);
        cuecount++;
        dim += 2000;
        lput(a);
    }
    putstr("e");
}
```

Here the inner while block looks at the events of list *a* (the notes) and the outer while block looks at each repetition of the *events* of list *a* (the pitch group repetitions). This program also demonstrates a useful trouble-shooting device with the *printf* function. The *semi-colon* is first in the character string to produce a comment statement in the resulting score file. In this case the value of *cue* is being printed in the output to insure that the program is taking the proper *array* member at the proper time. When output data is wrong or error messages are encountered, the *printf* function can help to pinpoint the problem.

Using the identical input file, the C program above will generate:

24. Cscore

```
f 1 0 257 10 1
f 2 0 257 7 0 300 1 212 .8
t 0 120
; diagnostic: cue = 0
i 1 1 3 0 440 10000
i 1 4 3 0 256 10000
i 1 7 3 0 880 10000
; diagnostic: cue = 10
i 1 11 3 0 440 8000
i 1 14 3 0 256 8000
i 1 17 3 0 880 8000
; diagnostic: cue = 17
i 1 28 3 0 440 4000
i 1 31 3 0 256 4000
i 1 34 3 0 880 4000
e;
```

24.4. More Advanced Examples

The following program demonstrates reading from two different input files. The idea is to switch between two 2-section scores, and write out the interleaved sections to a single output file.

```
./htmlinclude "cscore.h" /* CSORE_SWITCH.C */
cscore() /* callable from either CSound or standalone cscore */
{
    EVLIST *a, *b;
    FILE *fp1, *fp2; /* declare two scorefile stream pointers */
    fp1 = getcurfp(); /* this is the command-line score */
    fp2 = filopen("score2.srt"); /* this is an additional score file */
    a = lget(); /* read section from score 1 */
    lput(a); /* write it out as is */
    putstr("s");
    setcurfp(fp2);
    b = lget(); /* read section from score 2 */
    lput(b); /* write it out as is */
    putstr("s");
    lrele(a); /* optional to reclaim space */
    lrele(b);
    setcurfp(fp1);
    a = lget(); /* read next section from score 1 */
    lput(a); /* write it out */
    putstr("s");
    setcurfp(fp2);
    b = lget(); /* read next sect from score 2 */
    lput(b); /* write it out */
    putstr("e");
}
```

Finally, we show how to take a literal, uninterpreted score file and imbue it with some expressive timing changes. The theory of composer-related metric pulses has been investigated at length by Manfred Clynes, and the following is in the spirit of his work. The strategy here is to first create an *array* of new *onset* times for every possible sixteenth-note onset, then to index into it so as to adjust the start and duration of each note of the input score to the interpreted time-points. This also shows how a Csound orchestra can be invoked repeatedly from a run-time score generator.

```
./htmlinclude "cscore.h" /* CSORE_PULSE.C */

/* program to apply interpretive durational pulse to */
/* an existing score in 3/4 time, first beats on 0, 3, 6 ... */

static float four[4] = { 1.05, 0.97, 1.03, 0.95 }; /* pulse width for 4's*/
static float three[3] = { 1.03, 1.05, .92 }; /* pulse width for 3's*/

cscore() /* callable from either CSound or standalone cscore */
{
    EVLIST *a, *b;
    register EVENT *e, **ep;
    float pulse16[4*4*4*4*3*4]; /* 16th-note array, 3/4 time, 256 measures */
    float acc16, acc1, inc1, acc3, inc3, acc12, inc12, acc48, inc48, acc192, inc192;
    register float *p = pulse16;
    register int n16, n1, n3, n12, n48, n192;

    /* fill the array with interpreted ontimes */
}
```

```

for (acc192=0.,n192=0; n192<4; acc192+=192.*inc192,n192++)
  for (acc48=acc192,inc192=four[n192],n48=0; n48<4; acc48+=48.*inc48,n48++)
    for (acc12=acc48,inc48=inc192*four[n48],n12=0;n12<4;
        acc12+=12.*inc12,n12++)
      for (acc3=acc12,inc12=inc48*four[n12],n3=0; n3<4; acc3+=3.*inc3,n3++)
        for (acc1=acc3,inc3=inc12*four[n3],n1=0; n1<3; acc1+=inc1,n1++)
          for (acc16=acc1,inc1=inc3*three[n1],n16=0; n16<4;
              acc16+=.25*inc1*four[n16],n16++)
            *p++ = acc16;

/* for (p = pulse16, n1 = 48; n1--; p += 4) /* show vals & diffs */
/*   printf("%g %g %g %g %g %g %g %g\n", *p, *(p+1), *(p+2), *(p+3),
/*   *(p+1)-*p, *(p+2)-*(p+1), *(p+3)-*(p+2), *(p+4)-*(p+3)); */

a = lget();          /* read sect from tempo-warped score */
b = lseptwf(a);     /* separate warp & fn statements */
lplay(b);           /* and send these to performance */
a = lappstrev(a, "s"); /* append a sect statement to note list */
lplay(a);           /* play the note-list without interpretation */
for (ep = &a-e[1], n1 = a-nevents; n1--; ) { /* now pulse-modifiy it */
  e = *ep++;
  if (e-op == 'i') {
    e-p[2] = pulse16[(int)(4. * e-p2orig)];
    e-p[3] = pulse16[(int)(4. * (e-p2orig + e-p3orig))] - e-p[2];
  }
}

lplay(a); /* now play modified list */
}

```

As stated above, the input files to *Cscore* may be in original or time-warped and pre-sorted form; this modality will be preserved (section by section) in reading, processing and writing scores. Standalone processing will most often use unwarped sources and create unwarped new files. When running from within Csound the input score will arrive already warped and sorted, and can thus be sent directly (normally section by section) to the orchestra.

A list of events can be conveyed to a Csound orchestra using *lplay*. There may be any number of *lplay* calls in a *Cscore* program. Each list so conveyed can be either time-warped or not, but each list must be in strict *p2*-chronological order (either from presorting or using *lsort*). If there is no *lplay* in a *Cscore* module run from within Csound, all events written out (via *putev*, *putstr* or *lput*) constitute a new score, which will be sent initially to *scsort* then to the Csound orchestra for performance. These can be examined in the files “*cscore.out*” and “*cscore.srt*”.

A standalone *cscore* program will normally use the *put* commands to write into its output file. If a standalone *Cscore* program contains *lplay*, the events thus intended for performance will instead be printed on the console.

A note list sent by *lplay* for performance should be temporally distinct from subsequent note lists. No note-end should extend past the next list’s start time, since *lplay* will complete each list before starting the next (i.e. like a Section marker that doesn’t reset local time to zero). This is important when using *lgetnext()* or *lgetuntil()* to fetch and process score segments prior to performance.

24.5. Compiling a Cscore Program

A *Cscore* program can be invoked either as a Standalone program or as part of Csound:

```

cscore -U pvanal
scorename outfilename

```

or

```

csound
-C [otherflags] orchname scorename

```

To create a standalone program, write a *cscore.c* program as shown above and test compile it with ‘*cc cscore.c*’. If the compiler cannot find “*cscore.h*”, try using *-I/usr/local/include*, or just copy the *cscore.h* module from the Csound source directory into your own. There will still be

24. Cscore

unresolved references, so you must now link your program with certain Csound I/O modules. If your Csound installation has created a *libcscore.a* , you can type

```
cc -o cscore.c -lcscore
```

Else set an environment variable to a Csound directory containing the already compiled modules, and invoke them explicitly:

```
setenv CSOUND /ti/u/bv/Csound
cc -o cscore cscore.c $CSOUND/cscoremain.o $CSOUND/cscorefns.o \
  $CSOUND/rdscore.o $CSOUND/memalloc.o
```

The resulting executable can be applied to an input scorefilein by typing:

```
cscore scorefilein scorefileout
```

To operate from CSound, first proceed as above then link your program to a complete set of Csound modules. If your Csound installation has created a *libcsound.a* , you can do this by typing

```
cc -o mycsound cscore.o -lcsoundc -lX11 -lm (X11 if your installation included it)
```

Else copy **.c*, **.h* and *Makefile* from the Csound source directory, replace *cscore.c* by your own, then run “**make CSound**“. The resulting executable is your own special Csound, usable as above. The *-C flag* will invoke your *Cscore* program after the input score is sorted into “*score.srt* “. With no *lplay* , the subsequent stages of processing can be seen in the files “*cscore.out* “ and “*cscore.srt* “.

25. Extending Csound

Csound uses plugin unit generators. These are dynamic link libraries (DLLs) on Windows, and loadable modules (shared libraries that are `dlopened`) on Linux. It is relatively easy to extend Csound by writing new unit generators in C or C++.

25.1. Adding your own Cmodules to Csound

If the existing Csound generators do not suit your needs, you can write your own modules in C and add them to the run-time system. When you invoke Csound on an orchestra and score file, the orchestra is first read by a table-driven translator 'otran' and the instrument blocks converted to coded templates ready for loading into memory by 'oload' on request by the score reader. To use your own C-modules within a standard orchestra you need only add an entry in ottran's table and relink Csound with your own code.

The translator, loader, and run-time monitor will treat your module just like any other provided you follow some conventions. You need a structure defining the inputs, outputs and workspace, plus some initialization code and some perf-time code. Let's put an example of these in two new files, `newgen.h` and `newgen.c`:

```
/* newgen.h - define a structure */
typedef struct
{
    OPDS h; /* required header */
    float *result, *istrt, *incr, *itime, *icontin; /* addr outarg, inargs */
    float curval, vincr; /* private dataspace */
    long countdown; /* ditto */
} RMP;

/* newgen.c - init and perf code */
#include "cs.h"
#include "newgen.h"

void rampset (RMP * p) /* at note initialization: */
{
    if (*p - icontin == 0.)
        p - curval = *p - istrt; /* optionally get new start value */
    p - vincr = *p - incr / esr; /* set s-rate increment per sec. */
    p - countdown = *p - itime * esr; /* counter for itime seconds */
}

void ramp (RMP * p) /* during note performance: */
{
    float *rsltp = p - result; /* init an output array pointer */
    int nn = ksmps; /* array size from orchestra */
    do
    {
        *rsltp++ = p - curval; /* copy current value to output */
        if (--p - countdown = 0) /* for the first itime seconds, */
            p - curval += p - vincr; /* ramp the value */
    }
    while (--nn);
}
```

Now we add this module to the translator table entry.c, under the opcode name `ramp`:

```
#include "newgen.h"

void rampset (), ramp ();

/* opcode dspace thread outarg inargs isub ksub asub */
{ "ramp", S(RMP), 5, "a", "iio", rampset, NULL, ramp },
```

25. Extending Csound

Finally we relink Csound to include the new module. If your Csound installation has created a `libsound.a`, you can do this by typing

```
cc -o mycsound newgen.c entry.c -lcsound -lX11 -lm
(X11 if included at installation)
```

Else copy `*.c`, `*.h` and Makefile from the Csound sources, add `newgen.o` to the Makefile list `OBJS`, add `newgen.h` as a dependency for `entry.o`, and a new dependency `'newgen.o: newgen.h'`, then run `'make CSound'`. If your host is a Macintosh, simply add `newgen.h` and `newgen.c` to one of the segments in the Csound Project, and invoke the C compiler.

The above actions have added a new generator to the Csound language. It is an audio-rate linear ramp function which modifies an input value at a user-defined slope for some period. A ramp can optionally continue from the previous note's last value. The Csound manual entry would look like:

```
ar rampt istart, islope, itime [, icontin]
```

istart – beginning value of an audio-rate linear ramp. Optionally overridden by a continue flag.

islope – slope of ramp, expressed as the y-interval change per second.

itime – ramp time in seconds, after which the value is held for the remainder of the note.

icontin (optional) – continue flag. If zero, ramping will proceed from input *istart*. If non-zero, ramping will proceed from the last value of the previous note. The default value is zero.

The file `newgen.h` includes a one-line list of output and input parameters. These are the ports through which the new generator will communicate with the other generators in an instrument. Communication is by *address*, not *value*, and this is a list of pointers to floats. There are no restrictions on names, but the input-output argument types are further defined by character strings in `entry.c` (`inargs`, `outargs`). Inarg types are commonly *x*, *a*, *k*, and *i*, in the normal Csound manual conventions; also available are *o* (optional, defaulting to 0), *p* (optional, defaulting to 1). Outarg types include *a*, *k*, *i* and *s* (`asig` or `ksig`). It is important that all listed argument names be assigned a corresponding argument type in `entry.c`. Also, *i*-type args are valid only at initialization time, and other-type args are available only at perf time. Subsequent lines in the RMP structure declare the work space needed to keep the code re-entrant. These enable the module to be used multiple times in multiple instrument copies while preserving all data.

The file `newgen.c` contains two subroutines, each called with a pointer to the uniquely allocated RMP structure and its data. The subroutines can be of three types: note initialization, k-rate signal generation, a-rate signal generation. A module normally requires two of these initialization, and either k-rate or a-rate subroutines which become inserted in various threaded lists of runnable tasks when an instrument is activated. The thread-types appear in `entry.c` in two forms: *isub*, *ksub* and *asub* names; and a threading index which is the sum of `isub=1`, `ksub=2`, `asub=4`. The code itself may reference global variables defined in `cs.h` and `oload.c`, the most useful of which are:

```
extern OPARMS 0 ;          float  esr
  user-defined sampling rate float  ekr
  user-defined control rate float  ensmps
  user-defined ksmps        int    ksmps
  user-defined ksmps        int    nchnls
  user-defined nchnls       int    0.odebug
  command-line -v flag      int    0.msplevel
  command-line -m level     float  pi, twopi  obvious
  constants                 float  tpidsr   twopi / esr float
  sstrcod                   special code for string arguments
```

25.2. Function tables

To access stored function tables, special help is available. The newly defined structure should include a pointer

```
FUNC      *ftp;
```

initialized by the statement

```
ftp = ftpfind(p-ifuncno);
```

where float *ifuncno is an i-type input argument containing the ftable number. The stored table is then at ftp-ftable, and other data such as length, phase masks, cps-to-incr converters, are also accessed from this pointer. See the FUNC structure in cs.h, the ftpfind() code in fgens.c, and the code for oscset() and koscil() in opcodes2.c.

25.3. File Sharing

When accessing an external file often, or doing it from multiple places, it is often efficient to read the entire file into memory. This is accomplished by including the line

```
MEMFIL *mfp;
```

in the defined structure (*p), then using the following style of code in the init module:

```
if (p-mfp == NULL)
    p-mfp = ldmemfile(filename);
```

where char *filename is a string name of the file requested. The data read will be found between

```
(char *) p-mfp-beginp; and (char *) p-mfp-endp;
```

Loaded files do not belong to a particular instrument, but are automatically shared for multiple access. See the ADSYN structure in opcodes3.h and the code for adset() and adsyn() in opcodes3.c.

25.4. String arguments

To permit a quoted string input argument (float *ifilnam, say) in our defined structure (*p), assign it the argtype *S* in entry.c, include another member char *strarg in the structure, insert a line

```
TSTRARG("rampt", RMP) \
```

in the file *oload.h*, and include the following code in the init module:

```
if (*p-ifilnam == sstrcod)
    strcpy(filename, unquote(p-strarg));
```

See the code for adset() in opcodes3.c, lprdset() in opcodes5.c, and pvset() in opcodes8.c.

When accessing an external file often, or doing it from multiple places, it is often efficient to read the entire file into memory. This is accomplished by including the line

```
MEMFIL *mfp;
```

in the defined structure (*p), then using the following style of code in the init module:

```
if (p-mfp == NULL)
    p-mfp = ldmemfile(filename);
```

where char *filename is a string name of the file requested. The data read will be found between

```
(char *) p-mfp-beginp; and (char *) p-mfp-endp;
```

Loaded files do not belong to a particular instrument, but are automatically shared for multiple access. See the ADSYN structure in opcodes3.h and the code for adset() and adsyn() in opcodes3.c.

25.5. Registering Plugins

Supposing that your unit generator is named `xxx`, perform the following steps:

1. Write your `xxx.c` and `xxx.h` file as you would for a regular Csound unit generator. Put these files in the `csound5/Opcodes` directory.
2. `#include "csdl.h"` in your unit generator sources. This causes the plugin development environment to emulate the regular Csound unit generator development environment.
3. Add your `OENTRY` records and unit generator registration functions at the bottom of your C file. Example (but you can have as many unit generators in one plugin as you like):

```
\#define S sizeof
static OENTRY localops[] = {
{ "xxx", S(XXX), 5, "a", "ao", (SUBR)xxxset, NULL, (SUBR)xxx}
};
/*
 * The following macro from csdl.h defines
 * the "opcode_size()" and "opcode_init()"
 * opcode registration functions for the localops table.
 */
LINKAGE
```

4. Add your plugin as a new target in the plugin opcodes section of the `SConstruct` build file:

```
pluginEnvironment.SharedLibrary('xxx',
    Split('''Opcodes/xxx.c
    Opcodes/another_file_used_by_xxx.c
    Opcodes/yet_another_file_used_by_xxx.c'''))
```

5. Run the Csound 5 build in the regular way.

25.6. About OENTRY

The `OENTRY` structure (see `H/csoundCore.h`, `Engine/entry1.c`, and `Engine/rdorch.c`) contains the following fields:

```
name, dspace, thread, outarg, inargs, isub, ksub, asub, dsub
```

dspace There are two types of opcodes, polymorphic and non-polymorphic. For non-polymorphic opcodes, the `dspace` flag specifies the size of the opcode structure in bytes, and arguments are always passed to the opcode at the same rate. Polymorphic opcodes can accept arguments at different rates, and those arguments are actually dispatched to other opcodes as determined by the `dspace` flag and the following naming convention:

0xffff The type of the first argument determines which unit generator function is actually called: `XXX` \implies `XXX_a`, `XXX_i`, or `XXX_k`.

0xffffe The types of the first two arguments determine which unit generator function is actually called: `XXX` \implies `XXX_aa`, `XXX_ak`, `XXX_ka`, or `XXX_kk`, as in the `oscil` unit generator.

0xffffd Refers to one argument, but does not allow `i` type, as in the `peak` unit generator.

0xffffc Similar to `0xffffe`, but deals with division by zero — thus, allows `a`, `k` and `i` type arguments.

thread Specifies the rate(s) at which the unit generator's functions are called, as follows:

thread	Description
0	i-rate <i>or</i> k-rate (B out only)
1	i-rate
2	k-rate
3	i-rate <i>and</i> k-rate
4	a-rate
5	i-rate <i>and</i> a-rate
7	i-rate <i>and</i> (k-rate <i>or</i> a-rate)

outargs Lists the return values of the unit generator functions, if any. The types allowed are:

Type	Description
i	i-rate scalar
k	k-rate scalar
a	a-rate vector
x	k-rate scalar or a-rate vector
w	w-rate spectral data type
f	f-rate streaming pvoc fsig type
m	multiple outargs (1 to 4 allowed)

inargs Lists the arguments the unit generator functions take, if any. The types allowed are:

Type	Description
i	i-rate scalar
k	k-rate scalar
a	a-rate scalar
x	k-rate scalar or a-rate vector
w	w-rate spectral data type
f	f-rate streaming pvoc fsig type
S	string
B	
l	
m	begins an indefinite list of iargs (any count)
M	begins an indefinite list of args (any count and rate)
n	begins an indefinite list of iargs (must be an odd count)
o	optional, defaulting to 0
p	optional, defaulting to 1
q	optional, defaulting to 10
v	optional, defaulting to .5
j	optional, defaulting to -1
h	optional, defaulting to 127
y	begins an indefinite list of aargs (any count)
z	begins indefinite list of kargs (any count)
Z	begins alternating kakaka... list (any count)

isub The address of the unit generator function (of type `int (*SUBR)(void *)`) that is called at i-time, or null for no function.

ksub The address of the unit generator function (of type `int (*SUBR)(void *)`) that is called at k-rate, or null for no function.

asub The address of the unit generator function (of type `int (*SUBR)(void *)`) that is called at a-rate, or null for no function.

dsub The address of the unit generator function (of type `int (*SUBR)(void *)`) that is called after performance, or null for no function.

Part III.

Csound API Reference

26. The Csound Application Programming Interfaces

The Csound API reference is contained in the chapters following this one. The Csound Application Programming Interface (API) actually comprises several APIs:

- *The Csound C API.* Include `csound.h` (page 1366) and link with `libcsound.a`.
- *The Csound C++ API.* Include `CsoundVST.hpp` (page 1307) and link with `lib_CsoundVST.a`. The `CsoundVST` class (34.11) contains an instance of the `CppSound` class (34.9), which provides a C++ wrapper for the C API as well as the `CsoundFile` class (34.10) for loading, saving, and editing Csound orchestra and score files, and a basic graphical user interface for editing Csound files and running Csound.

The C++ API also provides a class hierarchy for doing algorithmic composition using Michael Gogins' concept of music graphs.

- *The Csound Python API.* Import the `CsoundVST` Python extension module. The Python API provides a complete Python wrapper for the entire C++ API; therefore, the C++ API documentation can also be used as a reference to the Python API.

26. *The Csound Application Programming Interfaces*

27. Csound and CsoundVST Directory Hierarchy

27.1. Csound and CsoundVST Directories

This directory hierarchy is sorted roughly, but not completely, alphabetically:

frontends	1046
CsoundVST	1043
H	1047
Opcodes	1048
fluid	1044
fluidOpcodes	1045

27. *Csound and CsoundVST Directory Hierarchy*

28. Csound and CsoundVST Namespace Index

28.1. Csound and CsoundVST Namespace List

Here is a list of all namespaces with brief descriptions:

boost::numeric	1049
csound	1050

29. Csound and CsoundVST Hierarchical Index

29.1. Csound and CsoundVST Class Hierarchy

This inheritance list is sorted roughly, but not completely, alphabetically:

AIFFDAT	1053
arglst	1055
argoffs	1056
auxch	1057
csound::Chunk	1062
csound::MidiHeader	1205
csound::MidiTrack	1208
csound::Composition	1065
csound::MusicModel	1212
csound::Conversions	1069
CsoundFile	1089
CppSound	1075
CsoundVstFltk	1105
dklst	1112
DOWNDAT	1113
DPARM	1115
DPEXCL	1116
ENVIRON_	1117
csound::Event	1142
event	1148
eventnode	1149
csound::Exception	1150
fdch	1151
FLUID_CC	1152
FLUID_NOTE	1153
FLUID_PROGRAM_SELECT	1154
FLUIDENGINE	1155
FLUIDLOAD	1156
FLUIDOUT	1157
FUNC	1158
GEN01ARGS	1161
insds	1171
instr	1175
lblblk	1178
csound::Logger	1186
mchnblk	1187
MEMFIL	1195
csound::MidiEvent	1196
csound::MidiFile	1199
monblk	1211
csound::Node	1218

csound::MusicModel	1212
csound::Random	1238
csound::ScoreNode	1253
csound::Cell	1058
csound::Hocket	1162
csound::ImageToScore	1166
csound::Lindenmayer	1179
csound::MCRM	1190
csound::Rescale	1244
csound::StrangeAttractor	1268
OCTDAT	1221
oentry	1222
op	1224
OPARMS	1225
OpcodeBase< T >	1231
opcodinfo	1233
opds	1235
polish	1236
Preset	1237
resetter	1248
csound::Score	1249
csound::Shell	1257
CsoundVST	1095
Soundfonts	1261
SPECDAT	1267
csound::System	1286
TEMPO	1291
csound::TempoMap	1292
text	1293
csound::ThreadLock	1295
VstProgram	1297
WaitCursor	1299

30. Csound and CsoundVST Class Index

30.1. Csound and CsoundVST Class List

Here are the classes, structs, unions and interfaces with brief descriptions:

AIFFDAT	1053
arglst	1055
argoffs	1056
auxch	1057
csound::Cell	1058
csound::Chunk	1062
csound::Composition	1065
csound::Conversions	1069
CppSound	1075
CsoundFile	1089
CsoundVST	1095
CsoundVstFltk	1105
dklst	1112
DOWNDAT	1113
DPARM	1115
DPEXCL	1116
ENVIRON_	1117
csound::Event	1142
event	1148
eventnode	1149
csound::Exception	1150
fdch	1151
FLUID_CC	1152
FLUID_NOTE	1153
FLUID_PROGRAM_SELECT	1154
FLUIDENGINE	1155
FLUIDLOAD	1156
FLUIDOUT	1157
FUNC	1158
GEN01ARGS	1161
csound::Hocket	1162
csound::ImageToScore	1166
insds	1171
instr	1175
lblblk	1178
csound::Lindenmayer	1179
csound::Logger	1186
mchnblk	1187
csound::MCRM	1190
MEMFIL	1195
csound::MidiEvent	1196
csound::MidiFile	1199
csound::MidiHeader	1205

csound::MidiTrack	1208
monblk	1211
csound::MusicModel	1212
csound::Node	1218
OCTDAT	1221
oentry	1222
op	1224
OPARMS	1225
OpcodeBase< T >	1231
opcodinfo	1233
opds	1235
polish	1236
Preset	1237
csound::Random	1238
csound::Rescale	1244
resetter	1248
csound::Score	1249
csound::ScoreNode	1253
csound::Shell	1257
Soundfonts	1261
SPECDAT	1267
csound::StrangeAttractor	1268
csound::System	1286
TEMPO	1291
csound::TempoMap	1292
text	1293
csound::ThreadLock	1295
VstProgram	1297
WaitCursor	1299

31. Csound and CsoundVST File Index

31.1. Csound and CsoundVST File List

Here is a list of all files with brief descriptions:

frontends/CsoundVST/ Cell.hpp	1301
frontends/CsoundVST/ Composition.hpp	1302
frontends/CsoundVST/ Conversions.hpp	1303
frontends/CsoundVST/ CppSound.hpp	1304
frontends/CsoundVST/ CsoundFile.hpp	1305
frontends/CsoundVST/ CsoundVST.hpp	1307
frontends/CsoundVST/ CsoundVstFltk.hpp	1308
frontends/CsoundVST/ Event.hpp	1309
frontends/CsoundVST/ Exception.hpp	1310
frontends/CsoundVST/ Hocket.hpp	1311
frontends/CsoundVST/ ImageToScore.hpp	1312
frontends/CsoundVST/ Lindenmayer.hpp	1313
frontends/CsoundVST/ MCRM.hpp	1314
frontends/CsoundVST/ Midifile.hpp	1315
frontends/CsoundVST/ MusicModel.hpp	1316
frontends/CsoundVST/ Node.hpp	1317
frontends/CsoundVST/ Random.hpp	1318
frontends/CsoundVST/ Rescale.hpp	1319
frontends/CsoundVST/ Score.hpp	1320
frontends/CsoundVST/ ScoreNode.hpp	1321
frontends/CsoundVST/ Shell.hpp	1322
frontends/CsoundVST/ Silence.hpp	1323
frontends/CsoundVST/ StrangeAttractor.hpp	1324
frontends/CsoundVST/ System.hpp	1325
H/ cs.h	1326
H/ csdl.h	1339
H/ csound.h (Declares the public Csound application programming interface (API))	1366
H/ csoundCore.h	1379
H/ OpcodeBase.hpp	1391
Opcodes/fluid/ Soundfonts.hpp	1392
Opcodes/fluidOpcodes/ fluidOpcodes.hpp	1393

32. Csound and CsoundVST Directory Documentation

32.1. frontends/CsoundVST/ Directory Reference

Files

- file **Cell.hpp**
- file **Composition.hpp**
- file **Conversions.hpp**
- file **CppSound.hpp**
- file **CsoundFile.hpp**
- file **CsoundVST.hpp**
- file **CsoundVstFltk.hpp**
- file **Event.hpp**
- file **Exception.hpp**
- file **Hocket.hpp**
- file **ImageToScore.hpp**
- file **Lindenmayer.hpp**
- file **MCRM.hpp**
- file **Midifile.hpp**
- file **MusicModel.hpp**
- file **Node.hpp**
- file **Random.hpp**
- file **Rescale.hpp**
- file **Score.hpp**
- file **ScoreNode.hpp**
- file **Shell.hpp**
- file **Silence.hpp**
- file **StrangeAttractor.hpp**
- file **System.hpp**

32.2. Opcodes/fluid/ Directory Reference

Files

- file **Soundfonts.hpp**

32.3. Opcodes/fluidOpcodes/ Directory Reference

Files

- file `fluidOpcodes.hpp`

32.4. frontends/ Directory Reference

Directories

- `directoryCsoundVST`

32.5. H/ Directory Reference

Files

- file **cs.h**
- file **csdl.h**
- file **csound.h**
- file **csoundCore.h**
- file **OpcodesBase.hpp**

32.6. Opcodes/ Directory Reference

Directories

- `directoryfluid`
- `directoryfluidOpcodes`

33. Csound and CsoundVST Namespace Documentation

33.1. boost::numeric Namespace Reference

33.1.1. Detailed Description

C S O U N D V S T

A VST plugin version of Csound, with Python scripting.

L I C E N S E

This software is free software; you can redistribute it and/or modify it under the terms of the GNU Lesser General Public License as published by the Free Software Foundation; either version 2.1 of the License, or (at your option) any later version.

This software is distributed in the hope that it will be useful, but WITHOUT ANY WARRANTY; without even the implied warranty of MERCHANTABILITY or FITNESS FOR A PARTICULAR PURPOSE. See the GNU Lesser General Public License for more details.

You should have received a copy of the GNU Lesser General Public License along with this software; if not, write to the Free Software Foundation, Inc., 59 Temple Place, Suite 330, Boston, MA 02111-1307 USA

33.2. **csound** Namespace Reference

33.2.1. Detailed Description

C S O U N D V S T

A VST plugin version of Csound, with Python scripting.

L I C E N S E

This software is free software; you can redistribute it and/or modify it under the terms of the GNU Lesser General Public License as published by the Free Software Foundation; either version 2.1 of the License, or (at your option) any later version.

This software is distributed in the hope that it will be useful, but **WITHOUT ANY WARRANTY**; without even the implied warranty of **MERCHANTABILITY** or **FITNESS FOR A PARTICULAR PURPOSE**. See the GNU Lesser General Public License for more details.

You should have received a copy of the GNU Lesser General Public License along with this software; if not, write to the Free Software Foundation, Inc., 59 Temple Place, Suite 330, Boston, MA 02111-1307 USA

Classes

- class **csound::Cell**
- class **csound::Composition**
- class **csound::Conversions**
- class **csound::Event**
- class **csound::Exception**
- class **csound::Hocket**
- class **csound::ImageToScore**
- class **csound::Lindenmayer**
- class **csound::MCRM**
- class **csound::Chunk**
- class **csound::MidiHeader**
- class **csound::MidiEvent**
- class **csound::MidiTrack**
- class **csound::TempoMap**
- class **csound::MidiFile**
- class **csound::MusicModel**
- class **csound::Node**
- class **csound::Random**
- class **csound::Rescale**
- class **csound::Score**
- class **csound::ScoreNode**
- class **csound::Shell**
- class **csound::StrangeAttractor**
- class **csound::Logger**
- class **csound::System**
- class **csound::ThreadLock**

Typedefs

- typedef unsigned char **csound_u_char**
- typedef **Node** * **NodePtr**

Functions

- `bool operator< (const Event &a, const Event &b)`
- `bool operator< (const MidiEvent &a, MidiEvent &b)`

33.2.2. Typedef Documentation

typedef unsigned char csound::csound_u_char

Definition at line 47 of file Midifile.hpp.

typedef Node* csound::NodePtr

Definition at line 84 of file Node.hpp.

33.2.3. Function Documentation

bool operator< (const MidiEvent & a, MidiEvent & b)

bool operator< (const Event & a, const Event & b)

34. Csound and CsoundVST Class Documentation

34.1. AIFFDAT Struct Reference

```
#include <csoundCore.h>
```

Public Attributes

- MYFLT **natcps**
- MYFLT **gainfac**
- short **loopmode1**
- short **loopmode2**
- long **begin1**
- long **end1**
- long **begin2**
- long **end2**
- MYFLT **fmaxamps** [AIFF_MAXCHAN+1]

34.1.1. Member Data Documentation

long AIFFDAT::begin1

Definition at line 414 of file csoundCore.h.

long AIFFDAT::begin2

Definition at line 415 of file csoundCore.h.

long AIFFDAT::end1

Definition at line 414 of file csoundCore.h.

long AIFFDAT::end2

Definition at line 415 of file csoundCore.h.

MYFLT AIFFDAT::fmaxamps[AIFF_MAXCHAN+1]

Definition at line 416 of file csoundCore.h.

MYFLT AIFFDAT::gainfac

Definition at line 411 of file csoundCore.h.

short AIFFDAT::loopmode1

Definition at line 412 of file csoundCore.h.

short AIFFDAT::loopmode2

Definition at line 413 of file csoundCore.h.

MYFLT AIFFDAT::natcps

Definition at line 410 of file csoundCore.h.

The documentation for this struct was generated from the following file:

- `H/csoundCore.h`

34.2. arglst Struct Reference

```
#include <csoundCore.h>
```

Public Attributes

- short **count**
- char * **arg** [1]

34.2.1. Member Data Documentation

char* **arglst::arg**[1]

Definition at line 173 of file `csoundCore.h`.

short **arglst::count**

Definition at line 172 of file `csoundCore.h`.

The documentation for this struct was generated from the following file:

- `H/csoundCore.h`

34.3. argoffs Struct Reference

```
#include <csoundCore.h>
```

Public Attributes

- short **count**
- short **indx** [1]

34.3.1. Member Data Documentation

short argoffs::count

Definition at line 177 of file csoundCore.h.

short argoffs::indx[1]

Definition at line 178 of file csoundCore.h.

The documentation for this struct was generated from the following file:

- H/**csoundCore.h**

34.4. **auxch Struct Reference**

```
#include <csoundCore.h>
```

Public Attributes

- **auxch * nextchp**
- long **size**
- void * **auxp**
- void * **endp**

34.4.1. Member Data Documentation

void* auxch::auxp

Definition at line 242 of file csoundCore.h.

void * auxch::endp

Definition at line 242 of file csoundCore.h.

struct auxch* auxch::nextchp

Definition at line 240 of file csoundCore.h.

long auxch::size

Definition at line 241 of file csoundCore.h.

The documentation for this struct was generated from the following file:

- H/**csoundCore.h**

34.5. csound::Cell Class Reference

```
#include <Cell.hpp>
```

Inheritance diagram for csound::Cell::

34.5.1. Detailed Description

Score(p. 1249) node that simplifies building up repetitive and overlapping motivic cells, such as used in Minimalism.

Definition at line 41 of file Cell.hpp.

Public Member Functions

- **Cell** ()
- virtual **~Cell** ()
- virtual void **produceOrTransform** (**Score** &score, size_t beginAt, size_t endAt, const ublas::matrix< double > &coordinates)
- virtual **Score** & **getScore** ()
- virtual ublas::matrix< double > **getLocalCoordinates** () const
- virtual ublas::matrix< double > **traverse** (const ublas::matrix< double > &globalCoordinates, **Score** &score)
- virtual ublas::matrix< double > **Node::createTransform** ()
- virtual void **clear** ()
- virtual double & **element** (size_t row, size_t column)
- virtual void **setElement** (size_t row, size_t column, double value)
- virtual void **addChild** (**Node** *node)

Public Attributes

- int **repeatCount**
- bool **relativeDuration**
- double **durationSeconds**
- std::string **importFilename**
- std::vector< **Node** * > **children**

Protected Attributes

- **Score** score
- ublas::matrix< double > **localCoordinates**

34.5.2. Constructor & Destructor Documentation

csound::Cell::Cell ()

virtual csound::Cell::~~Cell () [virtual]

34.5.3. Member Function Documentation

virtual void csound::Node::addChild (Node * *node*) [virtual, inherited]

virtual void csound::Node::clear () [virtual, inherited]

Reimplemented in **csound::Lindenmayer** (p. 1181), and **csound::MusicModel** (p. 1213).

virtual double& csound::Node::element (size_t *row*, size_t *column*) [virtual, inherited]

virtual ublas::matrix<double> csound::Node::getLocalCoordinates () const [virtual, inherited]

Returns the local transformation of coordinate system.

Reimplemented in **csound::Random** (p. 1239).

virtual Score& csound::ScoreNode::getScore () [virtual, inherited]

virtual ublas::matrix<double> csound::Node::Node::createTransform () [virtual, inherited]

virtual void csound::Cell::produceOrTransform (Score & *score*, size_t *beginAt*, size_t *endAt*, const ublas::matrix< double > & *coordinates*) [virtual]

The default implementation does nothing.

Reimplemented from **csound::ScoreNode** (p. 1273).

virtual void csound::Node::setElement (size_t *row*, size_t *column*, double *value*) [virtual, inherited]

virtual ublas::matrix<double> csound::Node::traverse (const ublas::matrix< double > & *globalCoordinates*, Score & *score*) [virtual, inherited]

The default implementation postconcatenates its own local coordinate system with the global coordinates, then passes the score and the product of coordinate systems to each child, thus performing a depth-first traversal of the music graph.

Reimplemented in **csound::Hocket** (p. 1163).

34.5.4. Member Data Documentation

std::vector<Node *> csound::Node::children [inherited]

Child Nodes, if any.

Definition at line 57 of file Node.hpp.

double csound::Cell::durationSeconds

Definition at line 47 of file Cell.hpp.

std::string csound::ScoreNode::importFilename [inherited]

Definition at line 49 of file ScoreNode.hpp.

ublas::matrix<double> csound::Node::localCoordinates [protected, inherited]

Definition at line 52 of file Node.hpp.

bool csound::Cell::relativeDuration

Definition at line 46 of file Cell.hpp.

int csound::Cell::repeatCount

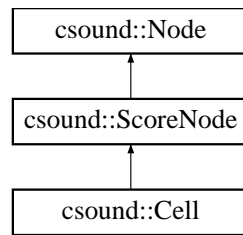
Definition at line 45 of file Cell.hpp.

Score csound::ScoreNode::score [protected, inherited]

Definition at line 47 of file ScoreNode.hpp.

The documentation for this class was generated from the following file:

- frontends/CsoundVST/**Cell.hpp**



34.6. csound::Chunk Class Reference

```
#include <Midifile.hpp>
```

Inheritance diagram for csound::Chunk:

Public Member Functions

- **Chunk** (const char * *_id*)
- virtual **~Chunk** (void)
- virtual void **read** (std::istream &stream)
- virtual void **write** (std::ostream &stream)
- virtual void **markChunkSize** (std::ostream &stream)
- virtual void **markChunkStart** (std::ostream &stream)
- virtual void **markChunkEnd** (std::ostream &stream)

Public Attributes

- int **id**
- int **chunkSize**
- int **chunkSizePosition**
- int **chunkStart**
- int **chunkEnd**

34.6.1. Constructor & Destructor Documentation

csound::Chunk::Chunk (const char * *_id*)

virtual csound::Chunk::~~Chunk (void) [virtual]

34.6.2. Member Function Documentation

virtual void csound::Chunk::markChunkEnd (std::ostream & *stream*) [virtual]

virtual void csound::Chunk::markChunkSize (std::ostream & *stream*) [virtual]

virtual void csound::Chunk::markChunkStart (std::ostream & *stream*) [virtual]

virtual void csound::Chunk::read (std::istream & *stream*) [virtual]

Reimplemented in **csound::MidiHeader** (p. 1205).

virtual void csound::Chunk::write (std::ostream & *stream*) [virtual]

Reimplemented in **csound::MidiHeader** (p. 1205).

34.6.3. Member Data Documentation

int csound::Chunk::chunkEnd

Definition at line 57 of file Midifile.hpp.

int csound::Chunk::chunkSize

Definition at line 54 of file `Midifile.hpp`.

int csound::Chunk::chunkSizePosition

Definition at line 55 of file `Midifile.hpp`.

int csound::Chunk::chunkStart

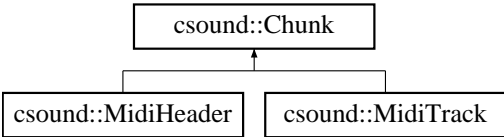
Definition at line 56 of file `Midifile.hpp`.

int csound::Chunk::id

Definition at line 53 of file `Midifile.hpp`.

The documentation for this class was generated from the following file:

- `frontends/CsoundVST/Midifile.hpp`



34.7. **csound::Composition Class Reference**

```
#include <Composition.hpp>
```

Inheritance diagram for `csound::Composition`:

34.7.1. Detailed Description

Base class for user-derived musical compositions. Contains a **Score**(p. 1249) object for collecting generated Events such as notes and control messages, and an Orchestra object for rendering the generated scores.

Definition at line 43 of file `Composition.hpp`.

Public Member Functions

- **Composition** ()
- virtual **~Composition** ()
- virtual void **render** ()
- virtual void **perform** ()
- virtual void **generate** ()
- virtual void **clear** ()
- virtual **Score** & **getScore** ()
- virtual void **setCppSound** (**CppSound** *orchestra)
- virtual **CppSound** * **getCppSound** ()
- virtual void **write** (const char *text)
- virtual void **setTonesPerOctave** (double tonesPerOctave)
- virtual double **getTonesPerOctave** () const
- virtual void **setConformPitches** (bool conformPitches)
- virtual bool **getConformPitches** () const

Protected Attributes

- **Score** score
- double tonesPerOctave
- bool conformPitches
- **CppSound** cppSound_
- **CppSound** * cppSound

34.7.2. Constructor & Destructor Documentation

csound::Composition::Composition ()

virtual **csound::Composition::~Composition** () [virtual]

34.7.3. Member Function Documentation

virtual void **csound::Composition::clear** () [virtual]

Clear all contents of this. Probably should be overridden in derived classes.

Reimplemented in **csound::MusicModel** (p. 1213).

virtual void csound::Composition::generate () [virtual]

Generate performance events and store them in the score. Must be overridden in derived classes. Reimplemented in `csound::MusicModel` (p. 1213).

virtual bool csound::Composition::getConformPitches () const [virtual]

virtual CppSound* csound::Composition::getCppSound () [virtual]

Return the self-contained Orchestra.

virtual Score& csound::Composition::getScore () [virtual]

Return the self-contained `Score`(p. 1249).

virtual double csound::Composition::getTonesPerOctave () const [virtual]

virtual void csound::Composition::perform () [virtual]

Uses `csound` to perform the current score.

virtual void csound::Composition::render () [virtual]

Convenience function that erases the existing score, invokes `generate()`(p. 1066), and invokes `perform()`(p. 1214).

virtual void csound::Composition::setConformPitches (bool *conformPitches*) [virtual]

virtual void csound::Composition::setCppSound (CppSound * *orchestra*) [virtual]

Sets the self-contained Orchestra.

virtual void csound::Composition::setTonesPerOctave (double *tonesPerOctave*) [virtual]

virtual void csound::Composition::write (const char * *text*) [virtual]

Write as if to `stdout` or `stderr`.

34.7.4. Member Data Documentation

bool csound::Composition::conformPitches [protected]

Definition at line 48 of file `Composition.hpp`.

CppSound* csound::Composition::cppSound [protected]

Definition at line 50 of file `Composition.hpp`.

CppSound **csound::Composition::cppSound_** [protected]

Definition at line 49 of file `Composition.hpp`.

Score **csound::Composition::score** [protected]

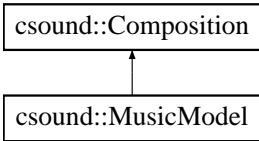
Definition at line 46 of file `Composition.hpp`.

double **csound::Composition::tonesPerOctave** [protected]

Definition at line 47 of file `Composition.hpp`.

The documentation for this class was generated from the following file:

- `frontends/CsoundVST/Composition.hpp`



34.8. *csound::Conversions Class Reference*

```
#include <Conversions.hpp>
```

34.8.1. Detailed Description

Conversions(p. 1069) to and from various music and signal processing units. Note that: `silence::Event` represents loudness in MIDI units (0 to 127). `silence::Orchestra` represents loudness in gain (0 to 1). `silence::WaveSoundfileOut` represents loudness in amplitude (0 to 1 for float samples, 0 to 32767 for short samples). Loudness can also be represented in positive decibels (0 to 84 for short samples, 0 to whatever for float samples). For float samples, decibels are assumed to be equivalent to MIDI velocity; otherwise, MIDI velocity is rescaled according to the maximum dynamic range supported by the sample size. All loudness conversions are driven by sample word size, which must be set before use; the default is 4 (float samples).

Definition at line 55 of file `Conversions.hpp`.

Static Public Member Functions

- double **getPI** (void)
- double **get2PI** (void)
- double **getMiddleCHz** (void)
- double **getNORM_7** (void)
- bool **initialize** ()
- int **getSampleSize** (void)
- double **getMaximumAmplitude** (int size)
- double **getMaximumDynamicRange** ()
- double **amplitudeToDecibels** (double amplitude)
- double **amplitudeToGain** (double Amplitude)
- double **decibelsToAmplitude** (double decibels)
- double **decibelsToMidi** (double decibels)
- double **gainToAmplitude** (double Gain)
- double **midiToDecibels** (double Midi)
- double **midiToAmplitude** (double Midi)
- double **amplitudeToMidi** (double Amplitude)
- double **midiToGain** (double Midi)
- double **leftPan** (double x)
- const double **round** (double value)
- double **temper** (double octave, double tonesPerOctave)
- double **phaseToTableLengths** (double Phase, double TableSampleCount)
- double **hzToMidi** (double Hz, bool rounded)
- double **hzToOctave** (double Hz)
- double **hzToSamplingIncrement** (double Hz, double SR, double SamplesPerCycle)
- double **midiToHz** (double Midi)
- double **midiToOctave** (double Midi)
- double **midiToSamplingIncrement** (double Midi, double SR, double SamplesPerCycle)
- double **octaveToHz** (double Octave)
- double **octaveToMidi** (double Octave, bool rounded)
- double **octaveToSamplingIncrement** (double Octave, double SR, double SamplesPerCycle)
- double **rightPan** (double x)
- int **swapInt** (int Source)

- short **swapShort** (short Source)
- bool **stringToBool** (std::string value)
- std::string **boolToString** (bool value)
- int **stringToInt** (std::string value)
- std::string **intToString** (int value)
- double **stringToDouble** (std::string value)
- std::string **doubleToString** (double value)
- double **midiToPitchClass** (double midiKey)
- double **pitchClassSetToMidi** (double pitchClassSet)
- double **midiToPitchClassSet** (double midiKey)
- double **pitchClassToMidi** (double pitchClass)
- double **findClosestPitchClass** (double pitchClassSet, double pitchClass, double tones=12.0)
- double **midiToRoundedOctave** (double midiKey)
- std::string & **trim** (std::string &value)
- std::string & **trimQuotes** (std::string &value)
- double **modulus** (double a, double b)
- double **nameToPitchClassSet** (std::string name)
- std::string **pitchClassSetToName** (double pitchClassSet)

Static Public Attributes

- const double **PI_**
- const double **TWO_PI_**
- const double **middleCHz**
- const double **log10d20**
- const double **log10scale**
- const double **NORM_7_**
- const double **floatMaximumAmplitude**
- int **sampleSize**

Static Private Member Functions

- void **subfill** (std::string root, char *cname, double pcs)
- void **fill** (char *cname, char *cpitches)
- std::string **listPitchClassSets** ()

Static Private Attributes

- bool **initialized_**
- std::map< std::string, double > **pitchClassSetsForNames**
- std::map< double, std::string > **namesForPitchClassSets**

34.8.2. Member Function Documentation

double *csound::Conversions::amplitudeToDecibels* (**double** *amplitude*) [static]

double *csound::Conversions::amplitudeToGain* (**double** *Amplitude*) [static]

double *csound::Conversions::amplitudeToMidi* (**double** *Amplitude*) [static]

std::string *csound::Conversions::boolToString* (**bool** *value*) [static]

double *csound::Conversions::decibelsToAmplitude* (**double** *decibels*) [static]

double *csound::Conversions::decibelsToMidi* (**double** *decibels*) [static]

std::string *csound::Conversions::doubleToString* (**double** *value*) [static]

void *csound::Conversions::fill* (**char** * *cname*, **char** * *cpitches*) [static, private]

double *csound::Conversions::findClosestPitchClass* (**double** *pitchClassSet*, **double** *pitchClass*, **double** *tones* = 12.0) [static]

double *csound::Conversions::gainToAmplitude* (**double** *Gain*) [static]

double *csound::Conversions::get2PI* (**void**) [static]

double *csound::Conversions::getMaximumAmplitude* (**int** *size*) [static]

Returns the maximum soundfile amplitude for the sample size, assuming either float or twos' complement integer samples.

double *csound::Conversions::getMaximumDynamicRange* (**)** [static]

double *csound::Conversions::getMiddleCHz* (**void**) [static]

double *csound::Conversions::getNORM_7* (**void**) [static]

double *csound::Conversions::getPI* (**void**) [static]

int *csound::Conversions::getSampleSize* (**void**) [static]

Returns the maximum soundfile amplitude for the sample size.

double csound::Conversions::hzToMidi (double *Hz*, bool *rounded*) [static]

double csound::Conversions::hzToOctave (double *Hz*) [static]

double csound::Conversions::hzToSamplingIncrement (double *Hz*, double *SR*, double *SamplesPerCycle*) [static]

bool csound::Conversions::initialize () [static]

std::string csound::Conversions::intToString (int *value*) [static]

double csound::Conversions::leftPan (double *x*) [static]

std::string csound::Conversions::listPitchClassSets () [static, private]

double csound::Conversions::midiToAmplitude (double *Midi*) [static]

double csound::Conversions::midiToDecibels (double *Midi*) [static]

double csound::Conversions::midiToGain (double *Midi*) [static]

double csound::Conversions::midiToHz (double *Midi*) [static]

double csound::Conversions::midiToOctave (double *Midi*) [static]

double csound::Conversions::midiToPitchClass (double *midiKey*) [static]

double csound::Conversions::midiToPitchClassSet (double *midiKey*) [static]

double csound::Conversions::midiToRoundedOctave (double *midiKey*) [static]

double csound::Conversions::midiToSamplingIncrement (double *Midi*, double *SR*, double *SamplesPerCycle*) [static]

double csound::Conversions::modulus (double *a*, double *b*) [static]

True modulus accounting for sign.

double csound::Conversions::nameToPitchClassSet (std::string *name*) [static]

Return the pitch-class set number (sum of powers of 2 by pitch-class) for the jazz-style scale or chord name.

double *csound::Conversions::octaveToHz* (double *Octave*) [static]

double *csound::Conversions::octaveToMidi* (double *Octave*, bool *rounded*) [static]

double *csound::Conversions::octaveToSamplingIncrement* (double *Octave*, double *SR*, double *SamplesPerCycle*) [static]

double *csound::Conversions::phaseToTableLengths* (double *Phase*, double *TableSampleCount*) [static]

double *csound::Conversions::pitchClassSetToMidi* (double *pitchClassSet*) [static]

std::string *csound::Conversions::pitchClassSetName* (double *pitchClassSet*) [static]

Return the jazz-style scale or chord name for the pitch-class set number (sum of powers of 2 by pitch-class).

double *csound::Conversions::pitchClassToMidi* (double *pitchClass*) [static]

double *csound::Conversions::rightPan* (double *x*) [static]

const double *csound::Conversions::round* (double *value*) [static]

bool *csound::Conversions::stringToBool* (std::string *value*) [static]

double *csound::Conversions::stringToDouble* (std::string *value*) [static]

int *csound::Conversions::stringToInt* (std::string *value*) [static]

void *csound::Conversions::subfill* (std::string *root*, char * *cname*, double *pcs*) [static, private]

int *csound::Conversions::swapInt* (int *Source*) [static]

short *csound::Conversions::swapShort* (short *Source*) [static]

double *csound::Conversions::temper* (double *octave*, double *tonesPerOctave*) [static]

std::string& *csound::Conversions::trim* (std::string & *value*) [static]

std::string& *csound::Conversions::trimQuotes* (std::string & *value*) [static]

34.8.3. Member Data Documentation

const double *csound::Conversions::floatMaximumAmplitude* [static]

Definition at line 70 of file *Conversions.hpp*.

bool *csound::Conversions::initialized_* [static, private]

Definition at line 57 of file *Conversions.hpp*.

const double `csound::Conversions::log10d20` [static]

Definition at line 67 of file `Conversions.hpp`.

const double `csound::Conversions::log10scale` [static]

Definition at line 68 of file `Conversions.hpp`.

const double `csound::Conversions::middleCHz` [static]

Definition at line 66 of file `Conversions.hpp`.

std::map<double, std::string> `csound::Conversions::namesForPitchClassSets` [static, private]

Definition at line 59 of file `Conversions.hpp`.

const double `csound::Conversions::NORM_7_` [static]

Definition at line 69 of file `Conversions.hpp`.

const double `csound::Conversions::PI_` [static]

Definition at line 64 of file `Conversions.hpp`.

std::map<std::string, double> `csound::Conversions::pitchClassSetsForNames` [static, private]

Definition at line 58 of file `Conversions.hpp`.

int `csound::Conversions::sampleSize` [static]

Definition at line 71 of file `Conversions.hpp`.

const double `csound::Conversions::TWO_PI_` [static]

Definition at line 65 of file `Conversions.hpp`.

The documentation for this class was generated from the following file:

- `frontends/CsoundVST/Conversions.hpp`

34.9. CppSound Class Reference

```
#include <CppSound.hpp>
```

Inheritance diagram for CppSound::

34.9.1. Detailed Description

Class interface to the Csound API.

Definition at line 45 of file CppSound.hpp.

Public Member Functions

- **CppSound** ()
- virtual **~CppSound** ()
- virtual int **perform** (int argc, char **argv)
- virtual int **perform** ()
- virtual void **stop** ()
- virtual int **compile** (int argc, char **argv)
- virtual int **compile** ()
- virtual int **performKsmmps** (bool absolute=true)
- virtual void **cleanup** ()
- virtual void **reset** ()
- virtual MYFLT * **getSpin** ()
- virtual MYFLT * **getSpout** ()
- virtual size_t **getSpoutSize** () const
- virtual void **setMessageCallback** (void(*messageCallback)(void *hostData, const char *format, va_list args))
- virtual void **message** (const char *format,...)
- virtual void **messageV** (const char *format, va_list args)
- virtual void **throwMessage** (const char *format,...)
- virtual void **throwMessageV** (const char *format, va_list args)
- virtual void **setThrowMessageCallback** (void(*throwMessageCallback)(void *csound, const char *format, va_list args))
- virtual int **isExternalMidiEnabled** ()
- virtual void **setExternalMidiEnabled** (int enabled)
- virtual void **setExternalMidiDeviceOpenCallback** (void(*midiDeviceOpen)(void *csound))
- virtual void **setExternalMidiReadCallback** (int(*midiReadCallback)(void *ownerData, unsigned char *midiData, int size))
- virtual void **setExternalMidiDeviceCloseCallback** (void(*midiDeviceClose)(void *csound))
- virtual int **getKsmmps** ()
- virtual int **getNchnls** ()
- virtual void **setMessageLevel** (int messageLevel)
- virtual int **getMessageLevel** ()
- int **appendOpcode** (char *opname, int dsblksiz, int thread, char *outypes, char *intypes, SUBR iopadr, SUBR kopadr, SUBR aopadr, SUBR dopadr)
- virtual int **isScorePending** ()
- virtual void **setScorePending** (int pending)
- virtual void **setScoreOffsetSeconds** (MYFLT offset)
- virtual MYFLT **getScoreOffsetSeconds** ()

- virtual void **rewindScore** ()
- virtual MYFLT **getSr** ()
- virtual MYFLT **getKr** ()
- virtual int **loadExternals** ()
- virtual void **inputMessage** (std::string istatement)
- virtual void * **getCsound** ()
- virtual void **write** (const char *text)
- virtual long **getThis** ()
- virtual bool **getIsCompiled** () const
- virtual void **setIsPerforming** (bool isPerforming)
- virtual bool **getIsPerforming** () const
- virtual bool **getIsGo** () const
- virtual void **setPythonMessageCallback** ()
- virtual int **tableLength** (int table)
- virtual MYFLT **tableGet** (int table, int index)
- virtual void **tableSet** (int table, int index, MYFLT value)
- virtual void **scoreEvent** (char opcode, std::vector< MYFLT > &pfields)
- virtual std::string **generateFilename** ()
- virtual std::string **getFilename** (void)
- virtual void **setFilename** (std::string name)
- virtual int **load** (std::string filename)
- virtual int **load** (std::istream &stream)
- virtual int **save** (std::string filename) const
- virtual int **save** (std::ostream &stream) const
- virtual int **importFile** (std::string filename)
- virtual int **importFile** (std::istream &stream)
- virtual int **importCommand** (std::istream &stream)
- virtual int **exportCommand** (std::ostream &stream) const
- virtual int **importOrchestra** (std::istream &stream)
- virtual int **exportOrchestra** (std::ostream &stream) const
- virtual int **importScore** (std::istream &stream)
- virtual int **exportScore** (std::ostream &stream) const
- virtual int **importArrangement** (std::istream &stream)
- virtual int **exportArrangement** (std::ostream &stream) const
- virtual int **exportArrangementForPerformance** (std::string filename) const
- virtual int **exportArrangementForPerformance** (std::ostream &stream) const
- virtual int **importMidifile** (std::istream &stream)
- virtual int **exportMidifile** (std::ostream &stream) const
- virtual std::string **getCommand** (void) const
- virtual void **setCommand** (std::string commandLine)
- virtual std::string **getOrcFilename** (void) const
- virtual std::string **getScoFilename** (void) const
- virtual std::string **getMidiFilename** (void) const
- virtual std::string **getOutputSoundfileName** (void) const
- virtual std::string **getOrchestra** (void) const
- virtual void **setOrchestra** (std::string orchestra)
- virtual int **getInstrumentCount** (void) const
- virtual std::string **getOrchestraHeader** (void) const
- virtual bool **getInstrument** (int number, std::string &definition) const
- virtual bool **getInstrument** (std::string name, std::string &definition) const
- virtual std::string **getScore** () const
- virtual void **setScore** (std::string score)

- virtual int **getArrangementCount** () const
- virtual std::string **getArrangement** (int index) const
- virtual void **addArrangement** (std::string instrument)
- virtual void **setArrangement** (int index, std::string instrument)
- virtual void **insertArrangement** (int index, std::string instrument)
- virtual void **removeArrangement** (int index)
- virtual void **removeArrangement** (void)
- virtual void **setCSD** (std::string xml)
- virtual std::string **getCSD** (void) const
- virtual void **addScoreLine** (const std::string line)
- virtual void **addNote** (double p1, double p2, double p3, double p4, double p5, double p6, double p7, double p8, double p9, double p10, double p11)
- virtual void **addNote** (double p1, double p2, double p3, double p4, double p5, double p6, double p7, double p8, double p9, double p10)
- virtual void **addNote** (double p1, double p2, double p3, double p4, double p5, double p6, double p7, double p8, double p9)
- virtual void **addNote** (double p1, double p2, double p3, double p4, double p5, double p6, double p7, double p8)
- virtual void **addNote** (double p1, double p2, double p3, double p4, double p5, double p6, double p7)
- virtual void **addNote** (double p1, double p2, double p3, double p4, double p5, double p6)
- virtual void **addNote** (double p1, double p2, double p3, double p4, double p5)
- virtual void **addNote** (double p1, double p2, double p3, double p4)
- virtual void **addNote** (double p1, double p2, double p3)
- virtual bool **exportForPerformance** (void)
- virtual void **removeAll** (void)
- virtual void **removeCommand** (void)
- virtual void **removeOrchestra** (void)
- virtual void **removeScore** (void)
- virtual void **removeMidifile** (void)
- virtual bool **loadOrcLibrary** (const char *filename=0)

Public Attributes

- **FUNC** *(* **ftfind**)(MYFLT *index)
- std::string **libraryFilename**
- std::vector< std::string > **arrangement**

Protected Attributes

- **ENVIRON** * **csound**
- bool **isCompiled**
- bool **isPerforming**
- bool **go**
- size_t **spoutSize**
- std::string **filename**
- std::string **command**
- std::string **orchestra**
- std::string **score**
- std::vector< unsigned char > **midifile**

34.9.2. Constructor & Destructor Documentation

CppSound::CppSound ()

Default creator.

virtual CppSound::~~CppSound () [virtual]

Virtual destructor.

34.9.3. Member Function Documentation

virtual void CsoundFile::addArrangement (std::string *instrument*) [virtual, inherited]

virtual void CsoundFile::addNote (double *p1*, double *p2*, double *p3*) [virtual, inherited]

virtual void CsoundFile::addNote (double *p1*, double *p2*, double *p3*, double *p4*) [virtual, inherited]

virtual void CsoundFile::addNote (double *p1*, double *p2*, double *p3*, double *p4*, double *p5*) [virtual, inherited]

virtual void CsoundFile::addNote (double *p1*, double *p2*, double *p3*, double *p4*, double *p5*, double *p6*) [virtual, inherited]

virtual void CsoundFile::addNote (double *p1*, double *p2*, double *p3*, double *p4*, double *p5*, double *p6*, double *p7*) [virtual, inherited]

virtual void CsoundFile::addNote (double *p1*, double *p2*, double *p3*, double *p4*, double *p5*, double *p6*, double *p7*, double *p8*) [virtual, inherited]

virtual void CsoundFile::addNote (double *p1*, double *p2*, double *p3*, double *p4*, double *p5*, double *p6*, double *p7*, double *p8*, double *p9*) [virtual, inherited]

virtual void CsoundFile::addNote (double *p1*, double *p2*, double *p3*, double *p4*, double *p5*, double *p6*, double *p7*, double *p8*, double *p9*, double *p10*) [virtual, inherited]

virtual void CsoundFile::addNote (double *p1*, double *p2*, double *p3*, double *p4*, double *p5*, double *p6*, double *p7*, double *p8*, double *p9*, double *p10*, double *p11*) [virtual, inherited]

virtual void CsoundFile::addScoreLine (const std::string *line*) [virtual, inherited]

int CppSound::appendOpcode (char * *opname*, int *dsblksiz*, int *thread*, char * *outypes*, char * *intypes*, SUBR *iopadr*, SUBR *kopadr*, SUBR *aopadr*, SUBR *dopadr*)

Appends an opcode to the opcode list.

virtual void CppSound::cleanup () [virtual]

Must be called after the final call to performKsmpls.

virtual int CppSound::compile () [virtual]

Using stored arguments, compiles the score and orchestra without performing them, in preparation for calling performKsmpls.

virtual int CppSound::compile (int argc, char ** argv) [virtual]

Compiles the score and orchestra without performing them, in preparation for calling performKsmpls.

virtual int CsoundFile::exportArrangement (std::ostream & stream) const [virtual, inherited]

virtual int CsoundFile::exportArrangementForPerformance (std::ostream & stream) const [virtual, inherited]

virtual int CsoundFile::exportArrangementForPerformance (std::string filename) const [virtual, inherited]

virtual int CsoundFile::exportCommand (std::ostream & stream) const [virtual, inherited]

virtual bool CsoundFile::exportForPerformance (void) [virtual, inherited]

virtual int CsoundFile::exportMidifile (std::ostream & stream) const [virtual, inherited]

virtual int CsoundFile::exportOrchestra (std::ostream & stream) const [virtual, inherited]

virtual int CsoundFile::exportScore (std::ostream & stream) const [virtual, inherited]

virtual std::string CsoundFile::generateFilename () [virtual, inherited]

virtual std::string CsoundFile::getArrangement (int index) const [virtual, inherited]

virtual int CsoundFile::getArrangementCount () const [virtual, inherited]

virtual std::string CsoundFile::getCommand (void) const [virtual, inherited]

virtual std::string CsoundFile::getCSD (void) const [virtual, inherited]

virtual void* CppSound::getCsound () [virtual]

Returns the actual instance of Csound.

virtual std::string CsoundFile::getFilename (void) [virtual, inherited]

virtual bool CsoundFile::getInstrument (std::string name, std::string & definition) const
[virtual, inherited]

virtual bool CsoundFile::getInstrument (int number, std::string & definition) const
[virtual, inherited]

virtual int CsoundFile::getInstrumentCount (void) const [virtual, inherited]

virtual bool CppSound::getIsCompiled () const [virtual]

Indicates whether orc and sco have been compiled.

virtual bool CppSound::getIsGo () const [virtual]

Indicates whether orc and sco have been compiled, and performance should continue.

virtual bool CppSound::getIsPerforming () const [virtual]

Indicates whether orc and sco have been compiled, and performance has now begun.

virtual MYFLT CppSound::getKr () [virtual]

Returns the number of control samples per second.

virtual int CppSound::getKsmpls () [virtual]

Returns the number of audio sample frames per control sample.

virtual int CppSound::getMessageLevel () [virtual]

Returns the Csound message level (0 to 7).

virtual std::string CsoundFile::getMidiFilename (void) const [virtual, inherited]

virtual int CppSound::getNchnls () [virtual]

Returns the number of audio output channels.

virtual std::string CsoundFile::getOrcFilename (void) const [virtual, inherited]

virtual std::string CsoundFile::getOrchestra (void) const [virtual, inherited]

virtual std::string CsoundFile::getOrchestraHeader (void) const [virtual, inherited]

virtual std::string CsoundFile::getOutputSoundfileName (void) const [virtual, inherited]

virtual std::string CsoundFile::getScoFilename (void) const [virtual, inherited]

virtual std::string CsoundFile::getScore () const [virtual, inherited]

virtual MYFLT CppSound::getScoreOffsetSeconds () [virtual]

Csound events prior to the offset are consumed and discarded prior to beginning performance. Can be used by external software to begin performance midway through a Csound score.

virtual MYFLT* CppSound::getSpin () [virtual]

Returns the address of the Csound input buffer; external software can write to it before calling performKsmpls.

virtual MYFLT* CppSound::getSpout () [virtual]

Returns the address of the Csound output buffer; external software can read from it after calling performKsmpls.

virtual size_t CppSound::getSpoutSize () const [virtual]

Returns the size of the sample frame output buffer in bytes.

virtual MYFLT CppSound::getSr () [virtual]

Returns the number of audio sample frames per second.

virtual long CppSound::getThis () [virtual]

Shortcut for `CsoundVST`(p. 1095) to get an instance pointer to a CppSound instance created in Python.

virtual int CsoundFile::importArrangement (std::istream & *stream*) [virtual, inherited]

virtual int CsoundFile::importCommand (std::istream & *stream*) [virtual, inherited]

virtual int CsoundFile::importFile (std::istream & *stream*) [virtual, inherited]

virtual int CsoundFile::importFile (std::string *filename*) [virtual, inherited]

virtual int CsoundFile::importMidifile (std::istream & *stream*) [virtual, inherited]

virtual int CsoundFile::importOrchestra (std::istream & *stream*) [virtual, inherited]

virtual int CsoundFile::importScore (std::istream & *stream*) [virtual, inherited]

virtual void CppSound::inputMessage (std::string *istatement*) [virtual]

Sends a line event.

virtual void CsoundFile::insertArrangement (int *index*, std::string *instrument*) [virtual, inherited]

virtual int CppSound::isExternalMidiEnabled () [virtual]

Returns 1 if MIDI input from external software is enabled, or 0 if not.

virtual int CppSound::isScorePending () [virtual]

Returns whether Csound's score is synchronized with external software.

virtual int CsoundFile::load (std::istream & *stream*) [virtual, inherited]

virtual int CsoundFile::load (std::string *filename*) [virtual, inherited]

virtual int CppSound::loadExternals () [virtual]

Loads plugin opcodes.

virtual bool CsoundFile::loadOrcLibrary (const char * *filename* = 0) [virtual, inherited]

virtual void CppSound::message (const char * *format*, ...) [virtual]

Print an informational message.

virtual void CppSound::messageV (const char * *format*, va_list *args*) [virtual]

Print an informational message.

virtual int CppSound::perform () [virtual]

Using stored arguments, compiles and performs the orchestra and score, in one pass, just as Csound would do.

virtual int CppSound::perform (int *argc*, char ** *argv*) [virtual]

Using the specified arguments, compiles and performs the orchestra and score, in one pass, just as Csound would do.

virtual int CppSound::performKsmps (bool *absolute* = true) [virtual]

Causes Csound to read ksmps of audio sample frames from its input buffer, compute the performance, and write the performed sample frames to its output buffer. If *absolute* is true, performs a block of audio whether or not the Csound score is finished.

virtual void CsoundFile::removeAll (void) [virtual, inherited]

virtual void CsoundFile::removeArrangement (void) [virtual, inherited]

virtual void CsoundFile::removeArrangement (int *index*) [virtual, inherited]

virtual void CsoundFile::removeCommand (void) [virtual, inherited]

virtual void CsoundFile::removeMidifile (void) [virtual, inherited]

virtual void CsoundFile::removeOrchestra (void) [virtual, inherited]

virtual void CsoundFile::removeScore (void) [virtual, inherited]

virtual void CppSound::reset () [virtual]

Resets all internal state.

virtual void CppSound::rewindScore () [virtual]

Rewind a compiled Csound score to its beginning.

virtual int CsoundFile::save (std::ostream & *stream*) const [virtual, inherited]

virtual int CsoundFile::save (std::string *filename*) const [virtual, inherited]

virtual void CppSound::scoreEvent (char *opcode*, std::vector< MYFLT > & *pfields*)
[virtual]

Send a score event to Csound in real time.

virtual void CsoundFile::setArrangement (int *index*, std::string *instrument*) [virtual, inherited]

virtual void CsoundFile::setCommand (std::string *commandLine*) [virtual, inherited]

virtual void CsoundFile::setCSD (std::string *xml*) [virtual, inherited]

**virtual void CppSound::setExternalMidiDeviceCloseCallback (void(*) (void **csound*),
midiDeviceClose)** [virtual]

Called by external software to set a function for Csound to call to close MIDI input.

virtual void CppSound::setExternalMidiDeviceOpenCallback (void(*) (void *csound) *midiDeviceOpen*) [virtual]

Called by external software to set a function for Csound to call to open MIDI input.

virtual void CppSound::setExternalMidiEnabled (int *enabled*) [virtual]

Sets whether MIDI input from external software is enabled.

virtual void CppSound::setExternalMidiReadCallback (int(*) (void *ownerData, unsigned char *midiData, int size) *midiReadCallback*) [virtual]

Called by external software to set a function for Csound to call to read MIDI messages.

virtual void CsoundFile::setFilename (std::string *name*) [virtual, inherited]

virtual void CppSound::setIsPerforming (bool *isPerforming*) [virtual]

Sets whether orc and sco have been compiled, and performance has now begun.

virtual void CppSound::setMessageCallback (void(*) (void *hostData, const char *format, va_list args) *messageCallback*) [virtual]

Sets a function for Csound to call to print informational messages through external software.

virtual void CppSound::setMessageLevel (int *messageLevel*) [virtual]

Sets the message level (0 to 7).

virtual void CsoundFile::setOrchestra (std::string *orchestra*) [virtual, inherited]

virtual void CppSound::setPythonMessageCallback () [virtual]

Set up Python to print Csound messages.

virtual void CsoundFile::setScore (std::string *score*) [virtual, inherited]

virtual void CppSound::setScoreOffsetSeconds (MYFLT *offset*) [virtual]

Csound events prior to the offset are consumed and discarded prior to beginning performance. Can be used by external software to begin performance midway through a Csound score.

virtual void CppSound::setScorePending (int *pending*) [virtual]

Sets whether Csound's score is synchronized with external software.

virtual void CppSound::setThrowMessageCallback (void(*)(void *csound, const char *format, va_list args) throwMessageCallback) [virtual]

Called by external software to set a funtion for Csound to stop execution with an error message or exception.

virtual void CppSound::stop () [virtual]

Stops the performance.

virtual MYFLT CppSound::tableGet (int table, int index) [virtual]

Returns the value of a slot in a functon table.

virtual int CppSound::tableLength (int table) [virtual]

Returns the length of a function table.

virtual void CppSound::tableSet (int table, int index, MYFLT value) [virtual]

Sets the value of a slot in a function table.

virtual void CppSound::throwMessage (const char * format, ...) [virtual]

Stops execution with an error message or exception.

virtual void CppSound::throwMessageV (const char * format, va_list args) [virtual]

Stops execution with an error message or exception.

virtual void CppSound::write (const char * text) [virtual]

For Python.

34.9.4. Member Data Documentation

std::vector<std::string> CsoundFile::arrangement [inherited]

Definition at line 175 of file CsoundFile.hpp.

std::string CsoundFile::command [protected, inherited]

CsOptions

Definition at line 157 of file CsoundFile.hpp.

ENVIRON* CppSound::csound [protected]

Definition at line 49 of file CppSound.hpp.

std::string CsoundFile::filename [protected, inherited]

What are we storing, anyway?

Definition at line 153 of file CsoundFile.hpp.

FUNC>(* CppSound::ftfind)(MYFLT *index)

Returns a function table.

bool CppSound::go [protected]

The user controls this one.

Definition at line 58 of file CppSound.hpp.

bool CppSound::isCompiled [protected]

Definition at line 50 of file CppSound.hpp.

bool CppSound::isPerforming [protected]

Csound controls this one.

Definition at line 54 of file CppSound.hpp.

std::string CsoundFile::libraryFilename [inherited]

Patch library and arrangement.

Definition at line 174 of file CsoundFile.hpp.

std::vector<unsigned char> CsoundFile::midifile [protected, inherited]

CsMidi

Definition at line 169 of file CsoundFile.hpp.

std::string CsoundFile::orchestra [protected, inherited]

CsInstruments

Definition at line 161 of file CsoundFile.hpp.

std::string CsoundFile::score [protected, inherited]

CsScore

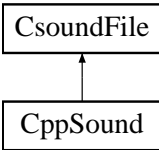
Definition at line 165 of file CsoundFile.hpp.

size_t CppSound::spoutSize [protected]

Definition at line 59 of file CppSound.hpp.

The documentation for this class was generated from the following file:

- `frontends/CsoundVST/CppSound.hpp`



34.10. CsoundFile Class Reference

```
#include <CsoundFile.hpp>
```

Inheritance diagram for CsoundFile::

34.10.1. Detailed Description

Manages a Csound Structured Data (CSD) file with facilities for creating an arrangement of selected instruments in the orchestra, and for programmatically building score files.

Definition at line 147 of file CsoundFile.hpp.

Public Member Functions

- **CsoundFile** ()
- virtual **~CsoundFile** (void)
- virtual std::string **generateFilename** ()
- virtual std::string **getFilename** (void)
- virtual void **setFilename** (std::string name)
- virtual int **load** (std::string filename)
- virtual int **load** (std::istream &stream)
- virtual int **save** (std::string filename) const
- virtual int **save** (std::ostream &stream) const
- virtual int **importFile** (std::string filename)
- virtual int **importFile** (std::istream &stream)
- virtual int **importCommand** (std::istream &stream)
- virtual int **exportCommand** (std::ostream &stream) const
- virtual int **importOrchestra** (std::istream &stream)
- virtual int **exportOrchestra** (std::ostream &stream) const
- virtual int **importScore** (std::istream &stream)
- virtual int **exportScore** (std::ostream &stream) const
- virtual int **importArrangement** (std::istream &stream)
- virtual int **exportArrangement** (std::ostream &stream) const
- virtual int **exportArrangementForPerformance** (std::string filename) const
- virtual int **exportArrangementForPerformance** (std::ostream &stream) const
- virtual int **importMidifile** (std::istream &stream)
- virtual int **exportMidifile** (std::ostream &stream) const
- virtual std::string **getCommand** (void) const
- virtual void **setCommand** (std::string commandLine)
- virtual std::string **getOrcFilename** (void) const
- virtual std::string **getScoFilename** (void) const
- virtual std::string **getMidiFilename** (void) const
- virtual std::string **getOutputSoundfileName** (void) const
- virtual std::string **getOrchestra** (void) const
- virtual void **setOrchestra** (std::string orchestra)
- virtual int **getInstrumentCount** (void) const
- virtual std::string **getOrchestraHeader** (void) const
- virtual bool **getInstrument** (int number, std::string &definition) const
- virtual bool **getInstrument** (std::string name, std::string &definition) const
- virtual std::string **getScore** () const
- virtual void **setScore** (std::string score)

- virtual int **getArrangementCount** () const
- virtual std::string **getArrangement** (int index) const
- virtual void **addArrangement** (std::string instrument)
- virtual void **setArrangement** (int index, std::string instrument)
- virtual void **insertArrangement** (int index, std::string instrument)
- virtual void **removeArrangement** (int index)
- virtual void **setCSD** (std::string xml)
- virtual std::string **getCSD** (void) const
- virtual void **addScoreLine** (const std::string line)
- virtual void **addNote** (double p1, double p2, double p3, double p4, double p5, double p6, double p7, double p8, double p9, double p10, double p11)
- virtual void **addNote** (double p1, double p2, double p3, double p4, double p5, double p6, double p7, double p8, double p9, double p10)
- virtual void **addNote** (double p1, double p2, double p3, double p4, double p5, double p6, double p7, double p8, double p9)
- virtual void **addNote** (double p1, double p2, double p3, double p4, double p5, double p6, double p7, double p8)
- virtual void **addNote** (double p1, double p2, double p3, double p4, double p5, double p6, double p7)
- virtual void **addNote** (double p1, double p2, double p3, double p4, double p5, double p6)
- virtual void **addNote** (double p1, double p2, double p3, double p4, double p5)
- virtual void **addNote** (double p1, double p2, double p3, double p4)
- virtual void **addNote** (double p1, double p2, double p3)
- virtual bool **exportForPerformance** (void)
- virtual void **removeAll** (void)
- virtual void **removeCommand** (void)
- virtual void **removeOrchestra** (void)
- virtual void **removeScore** (void)
- virtual void **removeArrangement** (void)
- virtual void **removeMidifile** (void)
- virtual bool **loadOrcLibrary** (const char *filename=0)

Public Attributes

- std::string **libraryFilename**
- std::vector< std::string > **arrangement**

Protected Attributes

- std::string **filename**
- std::string **command**
- std::string **orchestra**
- std::string **score**
- std::vector< unsigned char > **midifile**

34.10.2. Constructor & Destructor Documentation

CsoundFile::CsoundFile ()

virtual CsoundFile::~CsoundFile (void) [inline, virtual]

Definition at line 177 of file CsoundFile.hpp.

34.10.3. Member Function Documentation

virtual void CsoundFile::addArrangement (std::string *instrument*) [virtual]

virtual void CsoundFile::addNote (double *p1*, double *p2*, double *p3*) [virtual]

virtual void CsoundFile::addNote (double *p1*, double *p2*, double *p3*, double *p4*) [virtual]

virtual void CsoundFile::addNote (double *p1*, double *p2*, double *p3*, double *p4*, double *p5*) [virtual]

virtual void CsoundFile::addNote (double *p1*, double *p2*, double *p3*, double *p4*, double *p5*, double *p6*) [virtual]

virtual void CsoundFile::addNote (double *p1*, double *p2*, double *p3*, double *p4*, double *p5*, double *p6*, double *p7*) [virtual]

virtual void CsoundFile::addNote (double *p1*, double *p2*, double *p3*, double *p4*, double *p5*, double *p6*, double *p7*, double *p8*) [virtual]

virtual void CsoundFile::addNote (double *p1*, double *p2*, double *p3*, double *p4*, double *p5*, double *p6*, double *p7*, double *p8*, double *p9*) [virtual]

virtual void CsoundFile::addNote (double *p1*, double *p2*, double *p3*, double *p4*, double *p5*, double *p6*, double *p7*, double *p8*, double *p9*, double *p10*) [virtual]

virtual void CsoundFile::addNote (double *p1*, double *p2*, double *p3*, double *p4*, double *p5*, double *p6*, double *p7*, double *p8*, double *p9*, double *p10*, double *p11*) [virtual]

virtual void CsoundFile::addScoreLine (const std::string *line*) [virtual]

virtual int CsoundFile::exportArrangement (std::ostream & *stream*) const [virtual]

virtual int CsoundFile::exportArrangementForPerformance (std::ostream & *stream*) const [virtual]

virtual int CsoundFile::exportArrangementForPerformance (std::string *filename*) const [virtual]

virtual int CsoundFile::exportCommand (std::ostream & *stream*) const [virtual]

virtual bool CsoundFile::exportForPerformance (void) [virtual]

virtual int CsoundFile::exportMidifile (std::ostream & *stream*) const [virtual]

virtual int CsoundFile::exportOrchestra (std::ostream & *stream*) const [virtual]

virtual int CsoundFile::exportScore (std::ostream & *stream*) const [virtual]

virtual std::string CsoundFile::generateFilename () [virtual]

virtual std::string CsoundFile::getArrangement (int *index*) const [virtual]

virtual int CsoundFile::getArrangementCount () const [virtual]

virtual std::string CsoundFile::getCommand (void) const [virtual]

virtual std::string CsoundFile::getCSD (void) const [virtual]

virtual std::string CsoundFile::getFilename (void) [virtual]

virtual bool CsoundFile::getInstrument (std::string *name*, std::string & *definition*) const

std::string CsoundFile::command [protected]

CsOptions

Definition at line 157 of file CsoundFile.hpp.

std::string CsoundFile::filename [protected]

What are we storing, anyway?

Definition at line 153 of file CsoundFile.hpp.

std::string CsoundFile::libraryFilename

Patch library and arrangement.

Definition at line 174 of file CsoundFile.hpp.

std::vector<unsigned char> CsoundFile::midifile [protected]

CsMidi

Definition at line 169 of file CsoundFile.hpp.

std::string CsoundFile::orchestra [protected]

CsInstruments

Definition at line 161 of file CsoundFile.hpp.

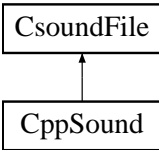
std::string CsoundFile::score [protected]

CsScore

Definition at line 165 of file CsoundFile.hpp.

The documentation for this class was generated from the following file:

- frontends/CsoundVST/CsoundFile.hpp



34.11. CsoundVST Class Reference

```
#include <CsoundVST.hpp>
```

Inheritance diagram for CsoundVST::

Public Member Functions

- **CsoundVST** (audioMasterCallback audioMaster)
- virtual **~CsoundVST** ()
- virtual AEffEditor * **getEditor** ()
- virtual bool **getEffectName** (char *name)
- virtual bool **getVendorString** (char *name)
- virtual bool **getProductString** (char *name)
- virtual long **canDo** (char *text)
- virtual bool **getInputProperties** (long index, VstPinProperties *properties)
- virtual bool **getOutputProperties** (long index, VstPinProperties *properties)
- virtual bool **keysRequired** ()
- virtual long **getProgram** ()
- virtual void **setProgram** (long program)
- virtual void **setProgramName** (char *name)
- virtual void **getProgramName** (char *name)
- virtual bool **copyProgram** (long destination)
- virtual bool **getProgramNameIndexed** (long category, long index, char *text)
- virtual long **getChunk** (void **data, bool isPreset)
- virtual long **setChunk** (void *data, long byteSize, bool isPreset)
- virtual void **suspend** ()
- virtual void **resume** ()
- virtual long **processEvents** (VstEvents *vstEvents)
- virtual void **process** (float **inputs, float **outputs, long sampleFrames)
- virtual void **processReplacing** (float **inputs, float **outputs, long sampleFrames)
- virtual void **open** ()
- **CsoundVST** ()
- virtual **CppSound** * **getCppSound** ()
- virtual bool **getIsSynth** () const
- virtual void **setIsSynth** (bool isSynth)
- virtual bool **getIsVst** () const
- virtual void **setIsVst** (bool isSynth)
- virtual bool **getIsPython** () const
- virtual void **setIsPython** (bool isPython)
- virtual void **performanceThreadRoutine** ()
- virtual int **perform** ()
- virtual std::string **getText** ()
- virtual void **setText** (const std::string text)
- virtual void **synchronizeScore** ()
- virtual void **reset** ()
- virtual void **openFile** (std::string filename)
- virtual int **run** ()
- virtual void **close** ()
- virtual void **main** (int argc, char **argv)
- virtual void **initialize** ()
- virtual void **clear** ()

- virtual void **setFilename** (std::string **filename**)
- virtual std::string **getFilename** () const
- virtual std::string **getOutputSoundfileName** () const
- virtual std::string **getMidiFilename** () const
- virtual std::string **getScript** () const
- virtual void **setScript** (std::string **text**)
- virtual void **load** (std::string **filename**)
- virtual void **loadAppend** (std::string **filename**)
- virtual void **save** (std::string **filename**) const
- virtual void **save** () const
- virtual int **run** (std::string **script**)
- virtual void **stop** ()

Static Public Member Functions

- void **midiDeviceOpen** (void *csound)
- int **midiRead** (void *csound, unsigned char *mbuf, int size)
- std::string **generateFilename** ()

Public Attributes

- std::vector< **Preset** > **bank**

Protected Types

- enum { **kNumInputs** = 2 }
- enum { **kNumOutputs** = 2 }
- enum { **kNumPrograms** = 10 }

Protected Attributes

- **CppSound** **cppSound_**
- **CppSound** * **cppSound**
- bool **isSynth**
- bool **isVst**
- bool **isPython**
- size_t **csoundFrameI**
- size_t **csoundLastFrame**
- size_t **channelI**
- size_t **channelN**
- size_t **hostFrameI**
- float **vstSr**
- float **vstCurrentSampleBlockStart**
- float **vstCurrentSampleBlockEnd**
- float **vstCurrentSamplePosition**
- float **vstPriorSamplePosition**
- **CsoundVstFltk** * **csoundVstFltk**
- std::string **filename**
- std::string **script**

Static Protected Attributes

- const MYFLT **inputScale**
- const MYFLT **outputScale**
- std::list< VstMidiEvent > **midiEventQueue**

34.11.1. Member Enumeration Documentation

anonymous enum [protected]

Enumeration values:
kNumInputs

Definition at line 54 of file CsoundVST.hpp.

anonymous enum [protected]

Enumeration values:
kNumOutputs

Definition at line 58 of file CsoundVST.hpp.

anonymous enum [protected]

Enumeration values:
kNumPrograms

Definition at line 62 of file CsoundVST.hpp.

34.11.2. Constructor & Destructor Documentation

CsoundVST::CsoundVST (audioMasterCallback *audioMaster*)

virtual CsoundVST::~~CsoundVST () [virtual]

CsoundVST::CsoundVST ()

34.11.3. Member Function Documentation

virtual long CsoundVST::canDo (char * *text*) [virtual]

virtual void csound::Shell::clear () [virtual, inherited]

virtual void csound::Shell::close () [virtual, inherited]

virtual bool CsoundVST::copyProgram (long *destination*) [virtual]

std::string csound::Shell::generateFilename () [static, inherited]

virtual long CsoundVST::getChunk (void ** *data*, bool *isPreset*) [virtual]

virtual CppSound* CsoundVST::getCppSound () [virtual]

virtual AEffEditor* CsoundVST::getEditor () [virtual]

virtual bool CsoundVST::getEffectName (char * *name*) [virtual]

virtual std::string csound::Shell::getFilename () const [virtual, inherited]

virtual bool CsoundVST::getInputProperties (long *index*, VstPinProperties * *properties*)
[virtual]

virtual bool CsoundVST::getIsPython () const [virtual]

virtual bool CsoundVST::getIsSynth () const [virtual]

virtual bool CsoundVST::getIsVst () const [virtual]

virtual std::string csound::Shell::getMidiFilename () const [virtual, inherited]

virtual bool CsoundVST::getOutputProperties (long *index*, VstPinProperties * *properties*)
[virtual]

virtual std::string csound::Shell::getOutputSoundfileName () const [virtual, inherited]

virtual bool CsoundVST::getProductString (char * *name*) [virtual]

virtual long CsoundVST::getProgram () [virtual]

virtual void CsoundVST::getProgramName (char * *name*) [virtual]

virtual bool CsoundVST::getProgramNameIndexed (long *category*, long *index*, char * *text*)
[virtual]

virtual std::string csound::Shell::getScript () const [virtual, inherited]

virtual std::string CsoundVST::getText () [virtual]

virtual bool CsoundVST::getVendorString (char * *name*) [virtual]

virtual void csound::Shell::initialize () [virtual, inherited]

virtual void CsoundVST::openFile (std::string *filename*) [virtual]

virtual int CsoundVST::perform () [virtual]

virtual void CsoundVST::performanceThreadRoutine () [virtual]

virtual void CsoundVST::process (float ** *inputs*, float ** *outputs*, long *sampleFrames*)
[virtual]

virtual long CsoundVST::processEvents (VstEvents * *vstEvents*) [virtual]

virtual void CsoundVST::processReplacing (float ** *inputs*, float ** *outputs*, long *sampleFrames*) [virtual]

virtual void CsoundVST::reset () [virtual]

virtual void CsoundVST::resume () [virtual]

virtual int csound::Shell::run (std::string *script*) [virtual, inherited]

virtual int CsoundVST::run () [virtual]

Reimplemented from **csound::Shell** (p. [1258](#)).

virtual void `csound::Shell::save () const` [virtual, inherited]

virtual void `csound::Shell::save (std::string filename) const` [virtual, inherited]

virtual long `CsoundVST::setChunk (void * data, long byteSize, bool isPreset)` [virtual]

virtual void `csound::Shell::setFilename (std::string filename)` [virtual, inherited]

virtual void `CsoundVST::setIsPython (bool isPython)` [virtual]

virtual void `CsoundVST::setIsSynth (bool isSynth)` [virtual]

virtual void `CsoundVST::setIsVst (bool isSynth)` [virtual]

virtual void `CsoundVST::setProgram (long program)` [virtual]

virtual void `CsoundVST::setProgramName (char * name)` [virtual]

virtual void `csound::Shell::setScript (std::string text)` [virtual, inherited]

virtual void `CsoundVST::setText (const std::string text)` [virtual]

virtual void `csound::Shell::stop ()` [virtual, inherited]

virtual void `CsoundVST::suspend ()` [virtual]

virtual void `CsoundVST::synchronizeScore ()` [virtual]

34.11.4. Member Data Documentation

std::vector<Preset> `CsoundVST::bank`

Definition at line 86 of file CsoundVST.hpp.

size_t `CsoundVST::channelI` [protected]

Definition at line 75 of file CsoundVST.hpp.

size_t `CsoundVST::channelIN` [protected]

Definition at line 76 of file CsoundVST.hpp.

CppSound* `CsoundVST::cppSound` [protected]

Definition at line 69 of file CsoundVST.hpp.

CppSound `CsoundVST::cppSound_` [protected]

Definition at line 68 of file CsoundVST.hpp.

size_t CsoundVST::csoundFrameI [protected]

Definition at line 73 of file CsoundVST.hpp.

size_t CsoundVST::csoundLastFrame [protected]

Definition at line 74 of file CsoundVST.hpp.

CsoundVstFltk* CsoundVST::csoundVstFltk [protected]

Definition at line 83 of file CsoundVST.hpp.

std::string csound::Shell::filename [protected, inherited]

Definition at line 44 of file Shell.hpp.

size_t CsoundVST::hostFrameI [protected]

Definition at line 77 of file CsoundVST.hpp.

const MYFLT CsoundVST::inputScale [static, protected]

Definition at line 66 of file CsoundVST.hpp.

bool CsoundVST::isPython [protected]

Definition at line 72 of file CsoundVST.hpp.

bool CsoundVST::isSynth [protected]

Definition at line 70 of file CsoundVST.hpp.

bool CsoundVST::isVst [protected]

Definition at line 71 of file CsoundVST.hpp.

std::list<VstMidiEvent> CsoundVST::midiEventQueue [static, protected]

Definition at line 84 of file CsoundVST.hpp.

const MYFLT CsoundVST::outputScale [static, protected]

Definition at line 67 of file CsoundVST.hpp.

std::string csound::Shell::script [protected, inherited]

Definition at line 45 of file Shell.hpp.

float CsoundVST::vstCurrentSampleBlockEnd [protected]

Definition at line 80 of file CsoundVST.hpp.

float CsoundVST::vstCurrentSampleBlockStart [protected]

Definition at line 79 of file CsoundVST.hpp.

float CsoundVST::vstCurrentSamplePosition [protected]

Definition at line 81 of file CsoundVST.hpp.

float CsoundVST::vstPriorSamplePosition [protected]

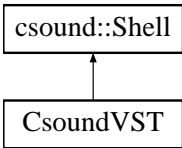
Definition at line 82 of file CsoundVST.hpp.

float CsoundVST::vstSr [protected]

Definition at line 78 of file CsoundVST.hpp.

The documentation for this class was generated from the following file:

- frontends/CsoundVST/CsoundVST.hpp



34.12. CsoundVstFltk Class Reference

```
#include <CsoundVstFltk.hpp>
```

Public Types

- enum **AEffEditorSize** { **kEditorWidth** = 610, **kEditorHeight** = 430, **xPad** = 4, **yPad** = 4 }

Public Member Functions

- **CsoundVstFltk** (AudioEffect *audioEffect)
- virtual **~CsoundVstFltk** (void)
- virtual void **updateCaption** ()
- virtual void **updateModel** ()
- virtual long **getRect** (ERect **rect)
- virtual long **open** (void *windowHandle)
- virtual void **close** ()
- virtual void **idle** ()
- virtual void **update** ()
- virtual void **postUpdate** ()
- void **onPerformScriptButtonThreadRoutine** ()
- void **onNew** (Fl_Button *, **CsoundVstFltk** *csoundVstFltk)
- void **onNewVersion** (Fl_Button *, **CsoundVstFltk** *csoundVstFltk)
- void **onOpen** (Fl_Button *, **CsoundVstFltk** *csoundVstFltk)
- void **onImport** (Fl_Button *, **CsoundVstFltk** *csoundVstFltk)
- void **onSave** (Fl_Button *, **CsoundVstFltk** *csoundVstFltk)
- void **onSaveAs** (Fl_Button *, **CsoundVstFltk** *csoundVstFltk)
- void **onPerform** (Fl_Button *, **CsoundVstFltk** *csoundVstFltk)
- void **onStop** (Fl_Button *, **CsoundVstFltk** *csoundVstFltk)
- void **onEdit** (Fl_Button *, **CsoundVstFltk** *csoundVstFltk)
- void **onSettingsVstPluginMode** (Fl_Check_Button *, **CsoundVstFltk** *csoundVstFltk)
- void **onSettingsVstInstrumentMode** (Fl_Check_Button *, **CsoundVstFltk** *csoundVstFltk)
- void **onSettingsCsoundPerformanceModeClassic** (Fl_Check_Button *, **CsoundVstFltk** *csoundVstFltk)
- void **onSettingsCsoundPerformanceModePython** (Fl_Check_Button *, **CsoundVstFltk** *csoundVstFltk)
- void **onSettingsApply** (Fl_Button *, **CsoundVstFltk** *csoundVstFltk)

Static Public Member Functions

- void **messageCallback** (const char *format, va_list valist)

Public Attributes

- void * **windowHandle**
- Fl_Window * **csoundVstUi**
- **CsoundVST** * **csoundVST**
- int **useCount**
- Fl_Pack * **mainPack**

- Fl_Tabs * **mainTabs**
- Fl_Input * **commandInput**
- Fl_Group * **runtimeMessagesGroup**
- Fl_Browser * **runtimeMessagesBrowser**
- Fl_Text_Editor * **orchestraTextEdit**
- Fl_Text_Buffer * **orchestraTextBuffer**
- Fl_Text_Editor * **scoreTextEdit**
- Fl_Text_Buffer * **scoreTextBuffer**
- Fl_Text_Editor * **scriptTextEdit**
- Fl_Text_Buffer * **scriptTextBuffer**
- Fl_Input * **settingsEditSoundfileInput**
- Fl_Check_Button * **settingsVstPluginModeEffect**
- Fl_Check_Button * **settingsVstPluginModeInstrument**
- Fl_Check_Button * **settingsCsoundPerformanceModeClassic**
- Fl_Check_Button * **settingsCsoundPerformanceModePython**
- Fl_Text_Buffer * **aboutTextBuffer**
- Fl_Text_Display * **aboutTextDisplay**
- Fl_Group * **orchestraGroup**
- Fl_Group * **scoreGroup**
- Fl_Group * **scriptGroup**
- std::list< std::string > **messages**
- std::string **helpFilename**

Static Public Attributes

- std::string **aboutText**
- Fl_Preferences **preferences**
- std::vector< CsoundVstFltk * > **instances**

34.12.1. Member Enumeration Documentation

enum CsoundVstFltk::AEffEditorSize

Enumeration values:

kEditorWidth

kEditorHeight

xPad

yPad

Definition at line 69 of file CsoundVstFltk.hpp.

34.12.2. Constructor & Destructor Documentation

CsoundVstFltk::CsoundVstFltk (AudioEffect * *audioEffect*)

virtual CsoundVstFltk::~~CsoundVstFltk (void) [virtual]

34.12.3. Member Function Documentation

virtual void CsoundVstFltk::close () [virtual]

virtual long CsoundVstFltk::getRect (ERect ** *rect*) [virtual]

virtual void CsoundVstFltk::idle () [virtual]

void CsoundVstFltk::messageCallback (const char * *format*, va_list *valist*) [static]

void CsoundVstFltk::onEdit (FI_Button *, CsoundVstFltk * *csoundVstFltk*)

void CsoundVstFltk::onImport (FI_Button *, CsoundVstFltk * *csoundVstFltk*)

void CsoundVstFltk::onNew (FI_Button *, CsoundVstFltk * *csoundVstFltk*)

void CsoundVstFltk::onNewVersion (FI_Button *, CsoundVstFltk * *csoundVstFltk*)

void CsoundVstFltk::onOpen (FI_Button *, CsoundVstFltk * *csoundVstFltk*)

void CsoundVstFltk::onPerform (FI_Button *, CsoundVstFltk * *csoundVstFltk*)

void CsoundVstFltk::onPerformScriptButtonThreadRoutine ()

void CsoundVstFltk::onSave (FI_Button *, CsoundVstFltk * *csoundVstFltk*)

void CsoundVstFltk::onSaveAs (FI_Button *, CsoundVstFltk * *csoundVstFltk*)

void CsoundVstFltk::onSettingsApply (FI_Button *, CsoundVstFltk * *csoundVstFltk*)

void CsoundVstFltk::onSettingsCsoundPerformanceModeClassic (FI_Check_Button *, CsoundVstFltk * *csoundVstFltk*)

void CsoundVstFltk::onSettingsCsoundPerformanceModePython (FI_Check_Button *, CsoundVstFltk * *csoundVstFltk*)

void CsoundVstFltk::onSettingsVstInstrumentMode (FI_Check_Button *, CsoundVstFltk * *csoundVstFltk*)

void CsoundVstFltk::onSettingsVstPluginMode (FI_Check_Button *, CsoundVstFltk * *csoundVstFltk*)

void CsoundVstFltk::onStop (FI_Button *, CsoundVstFltk * *csoundVstFltk*)

virtual long CsoundVstFltk::open (void * *windowHandle*) [virtual]

virtual void CsoundVstFltk::postUpdate () [virtual]

virtual void CsoundVstFltk::update () [virtual]

virtual void CsoundVstFltk::updateCaption () [virtual]

1108
virtual void CsoundVstFltk::updateModel () [virtual]

34.12.4. Member Data Documentation

Fl_Text_Buffer* CsoundVstFltk::aboutTextBuffer

Definition at line 91 of file CsoundVstFltk.hpp.

Fl_Text_Display* CsoundVstFltk::aboutTextDisplay

Definition at line 92 of file CsoundVstFltk.hpp.

Fl_Input* CsoundVstFltk::commandInput

Definition at line 77 of file CsoundVstFltk.hpp.

CsoundVST* CsoundVstFltk::csoundVST

Definition at line 65 of file CsoundVstFltk.hpp.

Fl_Window* CsoundVstFltk::csoundVstUi

Definition at line 64 of file CsoundVstFltk.hpp.

std::string CsoundVstFltk::helpFilename

Definition at line 98 of file CsoundVstFltk.hpp.

std::vector<CsoundVstFltk *> CsoundVstFltk::instances [static]

Definition at line 96 of file CsoundVstFltk.hpp.

Fl_Pack* CsoundVstFltk::mainPack

Definition at line 75 of file CsoundVstFltk.hpp.

Fl_Tabs* CsoundVstFltk::mainTabs

Definition at line 76 of file CsoundVstFltk.hpp.

std::list<std::string> CsoundVstFltk::messages

Definition at line 97 of file CsoundVstFltk.hpp.

Fl_Group* CsoundVstFltk::orchestraGroup

Definition at line 93 of file CsoundVstFltk.hpp.

Fl_Text_Buffer* CsoundVstFltk::orchestraTextBuffer

Definition at line 81 of file CsoundVstFltk.hpp.

Fl_Text_Editor* CsoundVstFltk::orchestraTextEdit

Definition at line 80 of file CsoundVstFltk.hpp.

Fl_Preferences CsoundVstFltk::preferences [static]

Definition at line 68 of file CsoundVstFltk.hpp.

Fl_Browser* CsoundVstFltk::runtimeMessagesBrowser

Definition at line 79 of file CsoundVstFltk.hpp.

Fl_Group* CsoundVstFltk::runtimeMessagesGroup

Definition at line 78 of file CsoundVstFltk.hpp.

Fl_Group* CsoundVstFltk::scoreGroup

Definition at line 94 of file CsoundVstFltk.hpp.

Fl_Text_Buffer* CsoundVstFltk::scoreTextBuffer

Definition at line 83 of file CsoundVstFltk.hpp.

Fl_Text_Editor* CsoundVstFltk::scoreTextEdit

Definition at line 82 of file CsoundVstFltk.hpp.

Fl_Group* CsoundVstFltk::scriptGroup

Definition at line 95 of file CsoundVstFltk.hpp.

Fl_Text_Buffer* CsoundVstFltk::scriptTextBuffer

Definition at line 85 of file CsoundVstFltk.hpp.

Fl_Text_Editor* CsoundVstFltk::scriptTextEdit

Definition at line 84 of file CsoundVstFltk.hpp.

Fl_Check_Button* CsoundVstFltk::settingsCsoundPerformanceModeClassic

Definition at line 89 of file CsoundVstFltk.hpp.

Fl_Check_Button* CsoundVstFltk::settingsCsoundPerformanceModePython

Definition at line 90 of file CsoundVstFltk.hpp.

Fl_Input* CsoundVstFltk::settingsEditSoundfileInput

Definition at line 86 of file CsoundVstFltk.hpp.

Fl_Check_Button* CsoundVstFltk::settingsVstPluginModeEffect

Definition at line 87 of file CsoundVstFltk.hpp.

Fl_Check_Button* CsoundVstFltk::settingsVstPluginModeInstrument

Definition at line 88 of file CsoundVstFltk.hpp.

int CsoundVstFltk::useCount

Definition at line 66 of file CsoundVstFltk.hpp.

void* CsoundVstFltk::windowHandle

Definition at line 63 of file CsoundVstFltk.hpp.

The documentation for this class was generated from the following file:

- frontends/CsoundVST/CsoundVstFltk.hpp

34.13. dklst Struct Reference

```
#include <csoundCore.h>
```

Public Attributes

- **dklst** * **nxtlst**
- long **pgmno**
- MYFLT **keylst** [1]

34.13.1. Member Data Documentation

MYFLT **dklst::keylst**[1]

Definition at line 262 of file `csoundCore.h`.

struct dklst* **dklst::nxtlst**

Definition at line 260 of file `csoundCore.h`.

long **dklst::pgmno**

Definition at line 261 of file `csoundCore.h`.

The documentation for this struct was generated from the following file:

- `H/csoundCore.h`

34.14. DOWNDAT Struct Reference

```
#include <csoundCore.h>
```

Public Attributes

- long **npts**
- long **nocts**
- long **nsamps**
- MYFLT **lofrq**
- MYFLT **hifrq**
- MYFLT **looct**
- MYFLT **srate**
- OCTDAT **octdata** [MAXOCTS]
- AUXCH **auxch**

34.14.1. Member Data Documentation

AUXCH DOWNDAT::auxch

Definition at line 398 of file `csoundCore.h`.

MYFLT DOWNDAT::hifrq

Definition at line 396 of file `csoundCore.h`.

MYFLT DOWNDAT::lofrq

Definition at line 396 of file `csoundCore.h`.

MYFLT DOWNDAT::looct

Definition at line 396 of file `csoundCore.h`.

long DOWNDAT::nocts

Definition at line 395 of file `csoundCore.h`.

long DOWNDAT::npts

Definition at line 395 of file `csoundCore.h`.

long DOWNDAT::nsamps

Definition at line 395 of file `csoundCore.h`.

OCTDAT DOWNDAT::octdata[MAXOCTS]

Definition at line 397 of file `csoundCore.h`.

MYFLT DOWNDAT::srate

Definition at line 396 of file `csoundCore.h`.

The documentation for this struct was generated from the following file:

- `H/csoundCore.h`

34.15. DPARM Struct Reference

```
#include <csoundCore.h>
```

Public Attributes

- DPEXCL `dpexcl` [8]
- int `exclset` [75]

34.15.1. Member Data Documentation

DPEXCL DPARM::dpexcl[8]

Definition at line 255 of file `csoundCore.h`.

int DPARM::exclset[75]

Definition at line 256 of file `csoundCore.h`.

The documentation for this struct was generated from the following file:

- `H/csoundCore.h`

34.16. DPEXCL Struct Reference

```
#include <csoundCore.h>
```

Public Attributes

- `int notnum [4]`

34.16.1. Member Data Documentation

int DPEXCL::notnum[4]

Definition at line 251 of file `csoundCore.h`.

The documentation for this struct was generated from the following file:

- `H/csoundCore.h`

34.17. ENVIRON_ Struct Reference

```
#include <csoundCore.h>
```

Public Attributes

- int(* **GetVersion**)(void)
- int(* **GetAPIVersion**)(void)
- void (* **GetHostData**)(void *csound)
- void(* **SetHostData**)(void *csound, void *hostData)
- int(* **Perform**)(void *csound, int argc, char **argv)
- int(* **Compile**)(void *csound, int argc, char **argv)
- int(* **PerformKsmmps**)(void *csound)
- int(* **PerformBuffer**)(void *csound)
- void(* **Cleanup**)(void *csound)
- void(* **Reset**)(void *csound)
- MYFLT(* **GetSr**)(void *csound)
- MYFLT(* **GetKr**)(void *csound)
- int(* **GetKsmmps**)(void *csound)
- int(* **GetNchnls**)(void *csound)
- int(* **GetSampleFormat**)(void *csound)
- int(* **GetSampleSize**)(void *csound)
- long(* **GetInputBufferSize**)(void *csound)
- long(* **GetOutputBufferSize**)(void *csound)
- void (* **GetInputBuffer**)(void *csound)
- void (* **GetOutputBuffer**)(void *csound)
- MYFLT (* **GetSpin**)(void *csound)
- MYFLT (* **GetSpout**)(void *csound)
- MYFLT(* **GetScoreTime**)(void *csound)
- MYFLT(* **GetProgress**)(void *csound)
- MYFLT(* **GetProfile**)(void *csound)
- MYFLT(* **GetCpuUsage**)(void *csound)
- int(* **IsScorePending**)(void *csound)
- void(* **SetScorePending**)(void *csound, int pending)
- MYFLT(* **GetScoreOffsetSeconds**)(void *csound)
- void(* **SetScoreOffsetSeconds**)(void *csound, MYFLT offset)
- void(* **RewindScore**)(void *csound)
- void(* **Message**)(void *csound, const char *format,...)
- void(* **MessageV**)(void *csound, const char *format, va_list args)
- void(* **ThrowMessage**)(void *csound, const char *format,...)
- void(* **ThrowMessageV**)(void *csound, const char *format, va_list args)
- void(* **SetMessageCallback**)(void *csound, void(*csoundMessageCallback)(void *hostData, const char *format, va_list valist))
- void(* **SetThrowMessageCallback**)(void *csound, void(*throwMessageCallback)(void *hostData, const char *format, va_list valist))
- int(* **GetMessageLevel**)(void *csound)
- void(* **SetMessageLevel**)(void *csound, int messageLevel)
- void(* **InputMessage**)(void *csound, const char *message__)
- void(* **KeyPress**)(void *csound, char c__)
- void(* **SetInputValueCallback**)(void *csound, void(*inputValueCallback)(void *hostData, char *channelName, MYFLT *value))

- void(* **SetOutputValueCallback**)(void *csound, void(*outputValueCallback)(void *hostData, char *channelName, MYFLT value))
- void(* **ScoreEvent**)(void *csound, char type, MYFLT *pFields, long numFields)
- void(* **SetExternalMidiDeviceOpenCallback**)(void *csound, void(*midiDeviceOpenCallback)(void *hostData))
- void(* **SetExternalMidiReadCallback**)(void *csound, int(*readMidiCallback)(void *hostData, unsigned char *midiData, int size))
- void(* **SetExternalMidiWriteCallback**)(void *csound, int(*writeMidiCallback)(void *hostData, unsigned char *midiData))
- void(* **SetExternalMidiDeviceCloseCallback**)(void *csound, void(*midiDeviceCloseCallback)(void *hostData))
- int(* **IsExternalMidiEnabled**)(void *csound)
- void(* **SetExternalMidiEnabled**)(void *csound, int enabled)
- void(* **SetIsGraphable**)(void *csound, int isGraphable)
- void(* **SetMakeGraphCallback**)(void *csound, void(*makeGraphCallback)(void *hostData, WINDAT *p, char *name))
- void(* **SetDrawGraphCallback**)(void *csound, void(*drawGraphCallback)(void *hostData, WINDAT *p))
- void(* **SetKillGraphCallback**)(void *csound, void(*killGraphCallback)(void *hostData, WINDAT *p))
- void(* **SetExitGraphCallback**)(void *csound, int(*exitGraphCallback)(void *hostData))
- opcodeList>(* **NewOpcodeList**)(void)
- void(* **DisposeOpcodeList**)(opcodeList *opcodeList_)
- int(* **AppendOpcode**)(char *opname, int dsblksiz, int thread, char *outypes, char *intypes, SUBR iopadr, SUBR kopadr, SUBR aopadr, SUBR dopadr)
- int(* **LoadExternal**)(void *csound, const char *libraryPath)
- int(* **LoadExternals**)(void *csound)
- void(* **OpenLibrary**)(const char *libraryPath)
- void(* **CloseLibrary**)(void *library)
- void(* **GetLibrarySymbol**)(void *library, const char *procedureName)
- void(* **SetYieldCallback**)(void *csound, int(*yieldCallback)(void *hostData))
- void(* **SetEnv**)(void *csound, const char *environmentVariableName, const char *path)
- void(* **SetPlayopenCallback**)(void *csound, void(*playopen__)(int nchanls, int dsize, float sr, int scale))
- void(* **SetRtplayCallback**)(void *csound, void(*rtplay__)(char *outBuf, int nbytes))
- void(* **SetRecopenCallback**)(void *csound, void(*recopen__)(int nchanls, int dsize, float sr, int scale))
- void(* **SetRtrecordCallback**)(void *csound, int(*rtrecord__)(char *inBuf, int nbytes))
- void(* **SetRtcloseCallback**)(void *csound, void(*rtclose__)(void))
- void(* **auxalloc** _)(long nbytes, **AUXCH** *auxchp)
- char>(* **getstring** _)(int, char *)
- void(* **die** _)(char *)
- **FUNC** (* **ftfind** _)(MYFLT *)
- int(* **initerror** _)(char *)
- int(* **perferor** _)(char *)
- void(* **mmalloc** _)(long)
- void(* **mcalloc** _)(long)
- void(* **mfree** _)(void *)
- void(* **dispset**)(WINDAT *, MYFLT *, long, char *, int, char *)
- void(* **display**)(WINDAT *)
- MYFLT(* **intpow** _)(MYFLT, long)
- **FUNC** (* **ftfindp**)(MYFLT *argp)
- **FUNC** (* **ftnp2find**)(MYFLT *)

- char>(* **unquote**)(char *)
- MEMFIL>(* **ldmemfile**)(char *)
- void(* **err_printf**)(char *,...)
- FUNC>(* **hfgens**)(EVTBLK *)
- void(* **mrealloc**)(void *old, long nbytes)
- void(* **putcomplexdata**)(complex *, long)
- void(* **ShowCpx**)(complex *, long, char *)
- int(* **PureReal**)(complex *, long)
- int(* **IsPowerOfTwo**)(long)
- complex(* **FindTable**)(long)
- complex(* **AssignBasis**)(complex *, long)
- void(* **reverseDig**)(complex *, long, int)
- void(* **reverseDigpacked**)(complex *, long)
- void(* **FFT2dimensional**)(complex *, long, long, complex *)
- void(* **FFT2torl**)(complex *, long, int, MYFLT, complex *)
- void(* **FFT2torlpacked**)(complex *, long, MYFLT, complex *)
- void(* **ConjScale**)(complex *, long, MYFLT)
- void(* **FFT2real**)(complex *, long, int, complex *)
- void(* **FFT2realpacked**)(complex *, long, complex *)
- void(* **Reals**)(complex *, long, int, int, complex *)
- void(* **Realspacked**)(complex *, long, int, complex *)
- void(* **FFT2**)(complex *, long, int, complex *)
- void(* **FFT2raw**)(complex *, long, int, int, complex *)
- void(* **FFT2rawpacked**)(complex *, long, int, complex *)
- void(* **FFTarb**)(complex *, complex *, long, complex *)
- void(* **DFT**)(complex *, complex *, long, complex *)
- void(* **cxmult**)(complex *, complex *, long)
- int(* **getopnum**)(char *s)
- long(* **strarg2insno**)(MYFLT *p, char *s)
- long(* **strarg2opcno**)(MYFLT *p, char *s, int force_opcode)
- INSDS(* **instance**)(int insno)
- int(* **isfullpath**)(char *name)
- void(* **dies**)(char *s, char *t)
- char(* **catpath**)(char *path, char *name)
- void(* **rewriteheader**)(SNDFILE *ofd, int verbose)
- void(* **writeheader**)(int ofd, char *ofname)
- void(* **Printf**)(const char *format,...)
- int(* **PerformKsmplsAbsolute**)(void *csound)
- int(* **GetDebug**)(void *csound)
- void(* **SetDebug**)(void *csound, int d)
- int(* **TableLength**)(void *csound, int table)
- MYFLT(* **TableGet**)(void *csound, int table, int index)
- void(* **TableSet**)(void *csound, int table, int index, MYFLT value)
- int **ksmps** _
- int **nchnls** _
- int **global_ksmps** _
- MYFLT **global_ensmps** _
- MYFLT **global_ekr** _
- MYFLT **global_onedkr** _
- MYFLT **global_hfkprd** _
- MYFLT **global_kicvt** _
- long **global_kcounter** _

- MYFLT esr_
- MYFLT ekr_
- char * orchname_
- char * scorename_
- char * xfilename_
- MYFLT e0dbfs_
- RESETTER * reset_list_
- short nlabels_
- short ngotos_
- int strsmx_
- char ** strsets_
- int peakchunks_
- MYFLT * zkstart_
- MYFLT * zstart_
- long zklast_
- long zalast_
- long kcounter_
- EVTBLK * currevent_
- MYFLT onedkr_
- MYFLT onedsr_
- MYFLT kicvt_
- MYFLT sicvt_
- MYFLT * spin_
- MYFLT * spout_
- int nspin_
- int nspout_
- int spoutactive_
- int keep_tmp_
- int dither_output_
- OENTRY * opcodlst_
- void * opcode_list_
- OENTRY * oplstend_
- long holdrand_
- int maxinsno_
- int maxopcno_
- INSDS * curip_
- EVTBLK * Linevblk_
- long nrecs_
- FILE * Linepipe_
- int Linefd_
- MYFLT * ls_table_
- MYFLT curr_func_sr_
- char * retfilnam_
- INSTRTXT ** instrtxtp_
- char errmsg_ [ERRSIZ]
- FILE * scfp_
- FILE * oscfp_
- MYFLT maxamp_ [MAXCHNLS]
- MYFLT smaxamp_ [MAXCHNLS]
- MYFLT omaxamp_ [MAXCHNLS]
- MYFLT * maxampend_
- unsigned long maxpos_ [MAXCHNLS]

- unsigned long **smaxpos**_ [MAXCHNLS]
- unsigned long **omaxpos**_ [MAXCHNLS]
- int **tieflag**_
- char * **smdirpath**_
- char * **sfdirpath**_
- char * **tokenstring**_
- POLISH * **polish**_
- FILE * **scorein**_
- FILE * **scoreout**_
- MYFLT **ensmps**_
- MYFLT **hfkprd**_
- MYFLT * **pool**_
- short * **argoffspace**_
- INSDS * **frstoffs**_
- int **sensType**_
- jmp_buf **exitjmp**_
- SRTBLK * **frstbp**_
- int **sectent**_
- MCHNBLK * **m_chnbp**_ [MAXCHAN]
- MYFLT * **cpsocint**_
- MYFLT * **cpsocfrc**_
- int **inerrcnt**_
- int **synterrcnt**_
- int **perferrcnt**_
- int **MIDIoutDONE**_
- int **midi_out**_
- char **strmsg**_ [100]
- INSTRTXT **instxtanchor**_
- INSDS **actanchor**_
- long **rngcnt**_ [MAXCHNLS]
- short **rngflg**_
- short **multichan**_
- EVTNODE **OrcTrigEvts**_
- char **name_full**_ [256]
- int **Mforcdecs**_
- int **Mxtroffs**_
- int **MTrkend**_
- MYFLT **tran_sr**_
- MYFLT **tran_kr**_
- MYFLT **tran_ksmps**_
- MYFLT **tran_0dbfs**_
- int **tran_nchnls**_
- MYFLT **tpidsr**_
- MYFLT **pidrs**_
- MYFLT **mpidsr**_
- MYFLT **mtpdsr**_
- char * **sadirpath**_
- char * **oplibs**_
- OPARMS * **oparms**_
- void * **hostdata**_
- OPCODINFO * **opcodeInfo**_
- void * **instrumentNames**_

- MYFLT `dbfs_to_short_`
- MYFLT `short_to_dbfs_`
- MYFLT `dbfs_to_float_`
- MYFLT `float_to_dbfs_`
- MYFLT `dbfs_to_long_`
- MYFLT `long_to_dbfs_`
- unsigned int `rtin_dev_`
- char * `rtin_devs_`
- unsigned int `rtout_dev_`
- char * `rtout_devs_`
- int `MIDIINbuffIndex_`
- MIDIMESSAGE `MIDIINbuffer2_` [MIDIINBUFMAX]
- int `displop4_`
- void * `file_opened_`
- int `file_max_`
- int `file_num_`
- int `nchanik_`
- MYFLT * `chanik_`
- int `nchania_`
- MYFLT * `chania_`
- int `nchanok_`
- MYFLT * `chanok_`
- int `nchanoa_`
- MYFLT * `chanoa_`

34.17.1. Member Data Documentation

`INSDS ENVIRON_::actanchor_`

Definition at line 744 of file `csoundCore.h`.

`int>(* ENVIRON_::AppendOpcode)(char *opname, int dsblksiz, int thread, char *outypes, char *intypes, SUBR iopadr, SUBR kopadr, SUBR aopadr, SUBR dopadr)`

`short* ENVIRON_::argoffspace_`

Definition at line 731 of file `csoundCore.h`.

`complex>(* ENVIRON_::AssignBasis_)(complex *, long)`

`void(* ENVIRON_::auxalloc_)(long nbytes, AUXCH *auxchp)`

`char>(* ENVIRON_::catpath_)(char *path, char *name)`

`MYFLT* ENVIRON_::chania_`

Definition at line 779 of file `csoundCore.h`.

`MYFLT* ENVIRON_::chanik_`

Definition at line 777 of file `csoundCore.h`.

MYFLT* ENVIRON_::chanoa_

Definition at line 783 of file csoundCore.h.

MYFLT* ENVIRON_::chanok_

Definition at line 781 of file csoundCore.h.

void(* ENVIRON_::Cleanup)(void *csound)**void(* ENVIRON_::CloseLibrary)(void *library)****int(* ENVIRON_::Compile)(void *csound, int argc, char **argv)****void(* ENVIRON_::ConjScale_)(complex *, long, MYFLT)****MYFLT * ENVIRON_::cpsocfre_**

Definition at line 738 of file csoundCore.h.

MYFLT* ENVIRON_::cpsocint_

Definition at line 738 of file csoundCore.h.

INSDS* ENVIRON_::curip_

Definition at line 705 of file csoundCore.h.

MYFLT ENVIRON_::curr_func_sr_

Definition at line 711 of file csoundCore.h.

EVTBLK* ENVIRON_::currevent_

Definition at line 687 of file csoundCore.h.

void(* ENVIRON_::cxmult_)(complex *, complex *, long)**MYFLT ENVIRON_::dbfs_to_float_**

Definition at line 762 of file csoundCore.h.

MYFLT ENVIRON_::dbfs_to_long_

Definition at line 764 of file csoundCore.h.

MYFLT ENVIRON_::dbfs_to_short_

Definition at line 760 of file csoundCore.h.

void(* ENVIRON_::DFT_)(complex *, complex *, long, complex *)

void(* ENVIRON_::die_)(char *)

void(* ENVIRON_::dies)(char *s, char *t)

void(* ENVIRON_::display)(WINDAT *)

int ENVIRON_::displop4_

Definition at line 772 of file csoundCore.h.

void(* ENVIRON_::DisposeOpcodeList)(opcodelist *opcodelist_)

void(* ENVIRON_::dispset)(WINDAT *, MYFLT *, long, char *, int, char *)

int ENVIRON_::dither_output_

Definition at line 698 of file csoundCore.h.

MYFLT ENVIRON_::e0dbfs_

Definition at line 674 of file csoundCore.h.

MYFLT ENVIRON_::ekr_

Definition at line 672 of file csoundCore.h.

MYFLT ENVIRON_::ensmps_

Definition at line 729 of file csoundCore.h.

void(* ENVIRON_::err_printf_)(char *,...)

char ENVIRON_::errmsg_[ERRSIZ]

Definition at line 715 of file csoundCore.h.

MYFLT ENVIRON_::esr_

Definition at line 672 of file csoundCore.h.

jmp_buf ENVIRON_::exitjmp_

Definition at line 734 of file csoundCore.h.

void(* ENVIRON_::FFT2_)(complex *, long, int, complex *)

void(* ENVIRON_::FFT2dimensional_)(complex *, long, long, complex *)

void(* ENVIRON_::FFT2raw_)(complex *, long, int, int, complex *)

void(* ENVIRON_::FFT2rawpacked_)(complex *, long, int, complex *)

void(* ENVIRON_::FFT2real_)(complex *, long, int, complex *)

void(* ENVIRON_::FFT2realpacked_)(complex *, long, complex *)

void(* ENVIRON_::FFT2tor1_)(complex *, long, int, MYFLT, complex *)

void(* ENVIRON_::FFT2tor1packed_)(complex *, long, MYFLT, complex *)

void(* ENVIRON_::FFTarb_)(complex *, complex *, long, complex *)

int ENVIRON_::file_max_

Definition at line 774 of file csoundCore.h.

int ENVIRON_::file_num_

Definition at line 775 of file csoundCore.h.

void* ENVIRON_::file_opened_

Definition at line 773 of file csoundCore.h.

complex*(* ENVIRON_::FindTable_)(long)

MYFLT ENVIRON_::float_to_dbfs_

Definition at line 763 of file csoundCore.h.

SRTBLK* ENVIRON_::frstbp_

Definition at line 735 of file csoundCore.h.

INSDS* ENVIRON_::frstoffs_

Definition at line 732 of file csoundCore.h.


```

FUNC>(* ENVIRON_::ftfind_)(MYFLT *)
FUNC>(* ENVIRON_::ftfindp)(MYFLT *argp)
FUNC>(* ENVIRON_::ftnp2find)(MYFLT *)
int(* ENVIRON_::GetAPIVersion)(void)
MYFLT(* ENVIRON_::GetCpuUsage)(void *csound)
int(* ENVIRON_::GetDebug)(void *csound)
void>(* ENVIRON_::GetHostData)(void *csound)
void>(* ENVIRON_::GetInputBuffer)(void *csound)
long(* ENVIRON_::GetInputBufferSize)(void *csound)
MYFLT(* ENVIRON_::GetKr)(void *csound)
int(* ENVIRON_::GetKsmps)(void *csound)
void>(* ENVIRON_::GetLibrarySymbol)(void *library, const char *procedureName)
int(* ENVIRON_::GetMessageLevel)(void *csound)
int(* ENVIRON_::GetNchnls)(void *csound)
int(* ENVIRON_::getopnum_)(char *s)
void>(* ENVIRON_::GetOutputBuffer)(void *csound)
long(* ENVIRON_::GetOutputBufferSize)(void *csound)
MYFLT(* ENVIRON_::GetProfile)(void *csound)
MYFLT(* ENVIRON_::GetProgress)(void *csound)
int(* ENVIRON_::GetSampleFormat)(void *csound)
int(* ENVIRON_::GetSampleSize)(void *csound)
MYFLT(* ENVIRON_::GetScoreOffsetSeconds)(void *csound)
MYFLT(* ENVIRON_::GetScoreTime)(void *csound)
MYFLT>(* ENVIRON_::GetSpin)(void *csound)
MYFLT>(* ENVIRON_::GetSpout)(void *csound)
MYFLT(* ENVIRON_::GetSr)(void *csound)
char>(* ENVIRON_::getstring_)(int, char *)
int(* ENVIRON_::GetVersion)(void)
MYFLT ENVIRON_::global_ekr_

```

MYFLT ENVIRON _::global_ensmps _

Definition at line 669 of file csoundCore.h.

MYFLT ENVIRON _::global_hfkprd _

Definition at line 670 of file csoundCore.h.

long ENVIRON _::global_kcounter _

Definition at line 671 of file csoundCore.h.

MYFLT ENVIRON _::global_kicvt _

Definition at line 670 of file csoundCore.h.

int ENVIRON _::global_ksmps _

Definition at line 668 of file csoundCore.h.

MYFLT ENVIRON _::global_onedkr _

Definition at line 669 of file csoundCore.h.

FUNC>(* ENVIRON _::hfgens _)(EVTBLK *)

MYFLT ENVIRON _::hfkprd _

Definition at line 729 of file csoundCore.h.

long ENVIRON _::holdrand _

Definition at line 702 of file csoundCore.h.

void* ENVIRON _::hostdata _

Definition at line 757 of file csoundCore.h.

int ENVIRON _::inerrcnt _

Definition at line 739 of file csoundCore.h.

int(* ENVIRON_::initerror_)(char *)

void(* ENVIRON_::InputMessage)(void *csound, const char *message __)

INSDS>(* ENVIRON_::instance_)(int insno)

INSTRTXT ENVIRON_::instrtxtp_**

Definition at line 713 of file csoundCore.h.

void* ENVIRON_::instrumentNames_

Definition at line 759 of file csoundCore.h.

INSTRTXT ENVIRON_::instxtanchor_

Definition at line 743 of file csoundCore.h.

MYFLT(* ENVIRON_::intpow_)(MYFLT, long)

int(* ENVIRON_::IsExternalMidiEnabled)(void *csound)

int(* ENVIRON_::isfullpath_)(char *name)

int(* ENVIRON_::IsPowerOfTwo_)(long)

int(* ENVIRON_::IsScorePending)(void *csound)

long ENVIRON_::kcounter_

Definition at line 686 of file csoundCore.h.

int ENVIRON_::keep_ tmp_

Definition at line 697 of file csoundCore.h.

void(* ENVIRON_::KeyPress)(void *csound, char c __)

MYFLT ENVIRON_::kicvt_

Definition at line 690 of file csoundCore.h.

int ENVIRON_::ksmps_

Definition at line 667 of file csoundCore.h.

MEMFIL>(* ENVIRON_::ldmemfile)(char *)

int ENVIRON_::Linefd_

Definition at line 709 of file csoundCore.h.

FILE* ENVIRON_::Linepipe_

Definition at line 708 of file csoundCore.h.

EVTBLK* ENVIRON_::Linevtblk_

Definition at line 706 of file csoundCore.h.

int(* ENVIRON_::LoadExternal)(void *csound, const char *libraryPath)

int(* ENVIRON_::LoadExternals)(void *csound)

MYFLT ENVIRON_::long_to_dbfs_

Definition at line 765 of file csoundCore.h.

MYFLT* ENVIRON_::ls_table_

Definition at line 710 of file csoundCore.h.

MCHNBLK* ENVIRON_::m_chnbp_[MAXCHAN]

Definition at line 737 of file csoundCore.h.

MYFLT ENVIRON_::maxamp_[MAXCHNLS]

Definition at line 718 of file csoundCore.h.

MYFLT* ENVIRON_::maxampend_

Definition at line 721 of file csoundCore.h.

int ENVIRON_::maxinsno_

Definition at line 703 of file csoundCore.h.

int ENVIRON_::maxopcno_

Definition at line 704 of file csoundCore.h.

unsigned long ENVIRON_::maxpos_[MAXCHNLS]

Definition at line 722 of file csoundCore.h.

void*(* ENVIRON_::mcalloc_)(long)

void(* ENVIRON_::Message)(void *csound, const char *format,...)

void(* ENVIRON_::MessageV)(void *csound, const char *format, va_list args)

int ENVIRON_::Mforcdecs_

Definition at line 749 of file csoundCore.h.

void(* ENVIRON_::mfree_)(void *)

int ENVIRON_::midi_out_

Definition at line 741 of file csoundCore.h.

MIDIMESSAGE ENVIRON_::MIDIINbuffer2_[MIDIINBUFMAX]

Definition at line 771 of file csoundCore.h.

int ENVIRON_::MIDIINbufIndex_

Definition at line 770 of file csoundCore.h.

int ENVIRON_::MIDIoutDONE_

Definition at line 740 of file csoundCore.h.

void*(* ENVIRON_::mmalloc_)(long)

MYFLT ENVIRON_::mpidsr_

Definition at line 753 of file csoundCore.h.

void*(* ENVIRON_::mrealloc_)(void *old, long nbytes)

MYFLT ENVIRON_::mtpdsr_

Definition at line 753 of file csoundCore.h.

int ENVIRON_::MTrkend_

Definition at line 749 of file csoundCore.h.

short ENVIRON_::multichan_

Definition at line 746 of file csoundCore.h.

int ENVIRON_::Mxtroffs_

Definition at line 749 of file csoundCore.h.

char ENVIRON_::name_full_[256]

Definition at line 748 of file csoundCore.h.

int ENVIRON_::nchania_

Definition at line 778 of file csoundCore.h.

int ENVIRON_::nchanik_

Definition at line 776 of file csoundCore.h.

int ENVIRON_::nchanoa_

Definition at line 782 of file csoundCore.h.

int ENVIRON_::nchanok_

Definition at line 780 of file csoundCore.h.

int ENVIRON_::nchnls_

Definition at line 667 of file csoundCore.h.

opcodeList>(* ENVIRON_::NewOpcodeList)(void)

short ENVIRON_::ngotos_

Definition at line 678 of file csoundCore.h.

short ENVIRON_::nlabels_

Definition at line 677 of file csoundCore.h.

long ENVIRON_::nrecs_

Definition at line 707 of file csoundCore.h.

int ENVIRON_::nspin_

Definition at line 694 of file csoundCore.h.

int ENVIRON_::nspout_

Definition at line 695 of file csoundCore.h.

MYFLT ENVIRON_::omaxamp_[MAXCHNLS]

Definition at line 720 of file csoundCore.h.

unsigned long ENVIRON_::omaxpos_[MAXCHNLS]

Definition at line 722 of file csoundCore.h.

MYFLT ENVIRON_::onedkr_

Definition at line 688 of file csoundCore.h.

MYFLT ENVIRON_::onedsr_

Definition at line 689 of file csoundCore.h.

OPARMS* ENVIRON_::oparms_

Definition at line 756 of file csoundCore.h.

void* ENVIRON_::opcode_list_

Definition at line 700 of file csoundCore.h.

OPCODINFO* ENVIRON_::opcodeInfo_

Definition at line 758 of file csoundCore.h.

OENTRY* ENVIRON_::opcodlst_

Definition at line 699 of file csoundCore.h.

void>(* ENVIRON_::OpenLibrary)(const char *libraryPath)**char* ENVIRON_::oplibs_**

Definition at line 755 of file csoundCore.h.

OENTRY* ENVIRON_::oplstend_

Definition at line 701 of file csoundCore.h.

char* ENVIRON_::orchname_

Definition at line 673 of file csoundCore.h.

EVTNODE ENVIRON_::OrcTrigEvts_

Definition at line 747 of file csoundCore.h.

FILE* ENVIRON_::oscfp_

Definition at line 717 of file csoundCore.h.

int ENVIRON_::peakchunks_

Definition at line 681 of file csoundCore.h.

int ENVIRON_::perferrcnt_

Definition at line 739 of file csoundCore.h.

int(* ENVIRON_::perferror_)(char *)

int(* ENVIRON_::Perform)(void *csound, int argc, char **argv)

int(* ENVIRON_::PerformBuffer)(void *csound)

int(* ENVIRON_::PerformKsmpls)(void *csound)

int(* ENVIRON_::PerformKsmplsAbsolute_)(void *csound)

MYFLT ENVIRON_::pidsr_

Definition at line 753 of file csoundCore.h.

POLISH* ENVIRON_::polish_

Definition at line 726 of file csoundCore.h.

MYFLT* ENVIRON_::pool_

Definition at line 730 of file csoundCore.h.

void(* ENVIRON_::Printf)(const char *format,...)

int(* ENVIRON_::PureReal_)(complex *, long)

void(* ENVIRON_::putcomplexdata_)(complex *, long)

void(* ENVIRON_::Reals_)(complex *, long, int, int, complex *)

void(* ENVIRON_::Realspacked_)(complex *, long, int, complex *)

void(* ENVIRON_::Reset)(void *csound)

RESETTER* ENVIRON_::reset_list_

Definition at line 676 of file csoundCore.h.

char* ENVIRON_::retfilnam_

Definition at line 712 of file csoundCore.h.

void(* ENVIRON_::reverseDig_)(complex *, long, int)

void(* ENVIRON_::reverseDigpacked_)(complex *, long)

void(* ENVIRON_::RewindScore)(void *csound)

void(* ENVIRON_::rewriteheader_)(SNDFILE *ofd, int verbose)

long ENVIRON_::rngcnt_[MAXCHNLS]

Definition at line 745 of file csoundCore.h.

short ENVIRON_::rngflg_

Definition at line 746 of file csoundCore.h.

unsigned int ENVIRON_::rtin_dev_

Definition at line 766 of file csoundCore.h.

char* ENVIRON_::rtin_devs_

Definition at line 767 of file csoundCore.h.

unsigned int ENVIRON_::rtout_dev_

Definition at line 768 of file csoundCore.h.

char* ENVIRON_::rtout_devs_

Definition at line 769 of file csoundCore.h.

char* ENVIRON_::sadirpath_

Definition at line 754 of file csoundCore.h.

FILE* ENVIRON_::scfp_

Definition at line 716 of file csoundCore.h.

void(* ENVIRON_::ScoreEvent)(void *csound, char type, MYFLT *pFields, long numFields)

FILE* ENVIRON_::scorein_

Definition at line 727 of file csoundCore.h.

char * ENVIRON_::scorename_

Definition at line 673 of file csoundCore.h.

FILE* ENVIRON_::scoreout_

Definition at line 728 of file csoundCore.h.

int ENVIRON_::sectcnt_

Definition at line 736 of file csoundCore.h.

int ENVIRON_::sensType_

Definition at line 733 of file csoundCore.h.


```

void(* ENVIRON_::SetDebug)(void *csound, int d)

void(* ENVIRON_::SetDrawGraphCallback)(void *csound, void(*drawGraph-
Callback)(void *hostData,WINDAT *p))

void(* ENVIRON_::SetEnv)(void *csound, const char *environmentVariableName, const
char *path)

void(* ENVIRON_::SetExitGraphCallback)(void *csound, int(*exitGraphCallback)(void
*hostData))

void(* ENVIRON_::SetExternalMidiDeviceOpenCallback)(void *csound,
void(*midiDeviceOpenCallback)(void *hostData))

void(* ENVIRON_::SetExternalMidiDeviceCloseCallback)(void *csound,
void(*midiDeviceCloseCallback)(void *hostData))

void(* ENVIRON_::SetExternalMidiEnabled)(void *csound, int enabled)

void(* ENVIRON_::SetExternalMidiReadCallback)(void *csound,
int(*readMidiCallback)(void *hostData,unsigned char *midiData,int size))

void(* ENVIRON_::SetExternalMidiWriteCallback)(void *csound,
int(*writeMidiCallback)(void *hostData,unsigned char *midiData))

void(* ENVIRON_::SetHostData)(void *csound, void *hostData)

void(* ENVIRON_::SetInputValueCallback)(void *csound, void(*inputValue-
Callback)(void *hostData,char *channelName,MYFLT *value))

void(* ENVIRON_::SetIsGraphable)(void *csound, int isGraphable)

void(* ENVIRON_::SetKillGraphCallback)(void *csound, void(*killGraphCallback)(void
*hostData,WINDAT *p))

void(* ENVIRON_::SetMakeGraphCallback)(void *csound, void(*makeGraph-
Callback)(void *hostData,WINDAT *p,char *name))

void(* ENVIRON_::SetMessageCallback)(void *csound, void(*csoundMessage-
Callback)(void *hostData,const char *format,va_list valist))

void(* ENVIRON_::SetMessageLevel)(void *csound, int messageLevel)

void(* ENVIRON_::SetOutputValueCallback)(void *csound,
void(*outputValueCallback)(void *hostData,char *channelName,MYFLT value))

void(* ENVIRON_::SetPlayopenCallback)(void *csound, void(*playopen ___)(int nchanls,
int dsize,float sr, int scale))

void(* ENVIRON_::SetRecopenCallback)(void *csound, void(*recopen ___)(int nchanls,
int dsize,float sr, int scale))

void(* ENVIRON_::SetRtcloseCallback)(void *csound, void(*rtclose ___)(void))

void(* ENVIRON_::SetRtplayCallback)(void *csound, void(*rtplay ___)(char *outBuf, int
nbytes))

void(* ENVIRON_::SetRtrecordCallback)(void *csound, int(*rtrecord ___)(char *inBuf,
int nbytes))

void(* ENVIRON_::SetScoreOffsetSeconds)(void *csound, MYFLT offset)

```

MYFLT ENVIRON_::short_to_dbfs_

Definition at line 761 of file csoundCore.h.

void(* ENVIRON_::ShowCpx_)(complex *, long, char *)

MYFLT ENVIRON_::sicvt_

Definition at line 691 of file csoundCore.h.

MYFLT ENVIRON_::smaxamp_[MAXCHNLS]

Definition at line 719 of file csoundCore.h.

unsigned long ENVIRON_::smaxpos_[MAXCHNLS]

Definition at line 722 of file csoundCore.h.

MYFLT* ENVIRON_::spin_

Definition at line 692 of file csoundCore.h.

MYFLT* ENVIRON_::spout_

Definition at line 693 of file csoundCore.h.

int ENVIRON_::spoutactive_

Definition at line 696 of file csoundCore.h.

char* ENVIRON_::ssdirpath_

Definition at line 724 of file csoundCore.h.

long(* ENVIRON_::strarg2insno_)(MYFLT *p, char *s)

long(* ENVIRON_::strarg2opcno_)(MYFLT *p, char *s, int force_opcode)

char ENVIRON_::strmsg_[100]

Definition at line 742 of file csoundCore.h.

char ENVIRON_::strsets_**

Definition at line 680 of file csoundCore.h.

int ENVIRON_::strsmax_

Definition at line 679 of file csoundCore.h.

int ENVIRON_::synterrcnt_

Definition at line 739 of file csoundCore.h.

MYFLT(* ENVIRON_::TableGet)(void *csound, int table, int index)

int(* ENVIRON_::TableLength)(void *csound, int table)

void(* ENVIRON_::TableSet)(void *csound, int table, int index, MYFLT value)

void(* ENVIRON_::ThrowMessage)(void *csound, const char *format,...)

void(* ENVIRON_::ThrowMessageV)(void *csound, const char *format, va_list args)

int ENVIRON_::tieflag_

Definition at line 723 of file csoundCore.h.

char* ENVIRON_::tokenstring_

Definition at line 725 of file csoundCore.h.

MYFLT ENVIRON_::tpidsr_

Definition at line 753 of file csoundCore.h.

MYFLT ENVIRON_::tran_0dbfs_

Definition at line 751 of file csoundCore.h.

MYFLT ENVIRON_::tran_kr_

Definition at line 750 of file csoundCore.h.

MYFLT ENVIRON_::tran_ksmps_

Definition at line 750 of file csoundCore.h.

int ENVIRON_::tran_nchnls_

Definition at line 752 of file csoundCore.h.

MYFLT ENVIRON_::tran_sr_

Definition at line 750 of file csoundCore.h.

char*(* ENVIRON_::unquote)(char *)

void(* ENVIRON_::writeheader)(int ofd, char *ofname)

char * ENVIRON_::xfilename_

Definition at line 673 of file csoundCore.h.

long ENVIRON_::zalast_

Definition at line 685 of file csoundCore.h.

MYFLT* ENVIRON_::zastart_

Definition at line 683 of file csoundCore.h.

long ENVIRON_::zklast_

Definition at line 684 of file csoundCore.h.

MYFLT* ENVIRON_::zkstart_

Definition at line 682 of file csoundCore.h.

The documentation for this struct was generated from the following file:

- **H/csoundCore.h**

34.18. csound::Event Class Reference

```
#include <Event.hpp>
```

34.18.1. Detailed Description

Represents an event in music space, such as a note of definite duration, a MIDI-like "note on" or "note off" event, or a MIDI-like control event. Fields have the same semantics as MIDI with some differences. All fields are floats; status is stored separately from channel; channel can have any positive value; spatial location in X, Y, and Z are stored; phase in radians is stored; and pitch-class set is stored.

Events can be multiplied (matrix dot product) with the local coordinate system of a **Node**(p. 1218) or transform to translate, scale, or rotate them in any or all dimensions of music space.

Events usually are value objects, not references.

Silence Events translate to Csound score statements ("i" statements), but they are always real-time score statements at time 0, suitable for use with Csound's -L or line event option.

Definition at line 68 of file Event.hpp.

Public Types

- enum **Dimensions** {
TIME = 0, **DURATION**, **STATUS**, **INSTRUMENT**,
KEY, **VELOCITY**, **PHASE**, **PAN**,
DEPTH, **HEIGHT**, **PITCHES**, **HOMOGENEITY**,
ELEMENT_COUNT }
- enum { **INDEFINITE** = 16384 }

Public Member Functions

- **Event** ()
- **Event** (const **Event** &a)
- **Event** (std::string text)
- **Event** (const ublas::vector< double, ublas::unbounded_array< double > > &a)
- **Event** (double time, double duration, double status, double instrument, double key, double velocity, double phase, double pan, double depth, double height, double pitches)
- **Event** (const std::vector< double > &v)
- virtual ~**Event** ()
- void **initialize** ()
- bool **isMidiEvent** () const
- bool **isNoteOn** () const
- bool **isNoteOff** () const
- bool **isNote** () const
- bool **isMatchingNoteOff** (const **Event** &event) const
- bool **isMatchingEvent** (const **Event** &event) const
- void **set** (double time, double duration, double status, double instrument, double key, double velocity, double phase=0, double pan=0, double depth=0, double height=0, double pitches=4095)
- void **setMidi** (double time, char status, char key, char velocity)
- int **getMidiStatus** () const

- int **getStatusNumber** () const
- double **getStatus** () const
- void **setStatus** (double status)
- int **getChannel** () const
- double **getInstrument** () const
- void **setInstrument** (double instrument)
- double **getTime** () const
- void **setTime** (double time)
- double **getDuration** () const
- void **setDuration** (double duration)
- double **getOffTime** () const
- int **getKeyNumber** () const
- double **getKey** () const
- double **getKey** (double tonesPerOctave) const
- void **setKey** (double key)
- double **getFrequency** () const
- void **setFrequency** (double frequency)
- int **getVelocityNumber** () const
- double **getVelocity** () const
- void **setVelocity** (double velocity)
- double **getGain** () const
- double **getPan** () const
- void **setPan** (double pan)
- double **getDepth** () const
- void **setDepth** (double depth)
- double **getHeight** () const
- void **setHeight** (double height)
- double **getPitches** () const
- void **setPitches** (double pitches)
- double **getAmplitude** () const
- void **setAmplitude** (double amplitude)
- double **getPhase** () const
- void **setPhase** (double phase)
- double **getLeftGain** () const
- double **getRightGain** () const
- virtual void **dump** (std::ostream &stream)
- virtual std::string **toString** () const
- virtual std::string **toCsoundStatement** (double tempering=12.0) const
- virtual std::string **toCsoundStatementHeld** (int tag, double tempering=12.0) const
- virtual std::string **toCsoundStatementRelease** (int tag, double tempering=12.0) const
- virtual void **conformToPitchClassSet** ()
- virtual void **temper** (double divisionsPerOctave)
- virtual std::string **getProperty** (std::string name)
- virtual void **setProperty** (std::string name, std::string value)
- virtual void **removeProperty** (std::string nameO)
- virtual void **clearProperties** ()
- virtual void **createNoteOffEvent** (**Event** &event) const
- **Event** & **operator=** (const **Event** &a)
- **Event** & **operator=** (const ublas::vector< double > &a)

Public Attributes

- `std::map< std::string, std::string >` **properties**

Static Public Attributes

- `int` **SORT_ORDER** []
- `const char *` **labels** []

34.18.2. Member Enumeration Documentation

anonymous enum

Enumeration values:
INDEFINITE

Definition at line 88 of file Event.hpp.

enum `csound::Event::Dimensions`

Enumeration values:
TIME

DURATION

STATUS

INSTRUMENT

KEY

VELOCITY

PHASE

PAN

DEPTH

HEIGHT

PITCHES

HOMOGENEITY

ELEMENT_COUNT

Definition at line 72 of file Event.hpp.

34.18.3. Constructor & Destructor Documentation

`csound::Event::Event ()`

`csound::Event::Event (const Event & a)`

`csound::Event::Event (std::string text)`

`csound::Event::Event (const ublas::vector< double, ublas::unbounded_array< double > > & a)`

`csound::Event::Event (double time, double duration, double status, double instrument, double key, double velocity, double phase, double pan, double depth, double height, double itches)`

`csound::Event::Event (const std::vector< double > & v)`

`virtual csound::Event::~Event () [virtual]`

34.18.4. Member Function Documentation

`virtual void csound::Event::clearProperties () [virtual]`

`virtual void csound::Event::conformToPitchClassSet () [virtual]`

`virtual void csound::Event::createNoteOffEvent (Event & event) const [virtual]`

`virtual void csound::Event::dump (std::ostream & stream) [virtual]`

`double csound::Event::getAmplitude () const`

`int csound::Event::getChannel () const`

`double csound::Event::getDepth () const`

`double csound::Event::getDuration () const`

`double csound::Event::getFrequency () const`

`double csound::Event::getGain () const`

`double csound::Event::getHeight () const`

`double csound::Event::getInstrument () const`

`double csound::Event::getKey (double tonesPerOctave) const`

`double csound::Event::getKey () const`

`int csound::Event::getKeyNumber () const`

`double csound::Event::getLeftGain () const`

`int csound::Event::getMidiStatus () const`

`double csound::Event::getOffTime () const`

`double csound::Event::getPan () const`

`double csound::Event::getPhase () const`

`double csound::Event::getPitches () const`

std::map<std::string, std::string> csound::Event::properties

Definition at line 94 of file Event.hpp.

int csound::Event::SORT_ORDER[] [static]

Definition at line 92 of file Event.hpp.

The documentation for this class was generated from the following file:

- frontends/CsoundVST/**Event.hpp**

34.19. event Struct Reference

```
#include <csoundCore.h>
```

Public Attributes

- char * **strarg**
- char **opcode**
- short **pcnt**
- MYFLT **p2orig**
- MYFLT **p3orig**
- MYFLT **offtim**
- MYFLT **p** [PMAX+1]

34.19.1. Member Data Documentation

MYFLT event::offtim

Definition at line 462 of file csoundCore.h.

char event::opcode

Definition at line 458 of file csoundCore.h.

MYFLT event::p[PMAX+1]

Definition at line 463 of file csoundCore.h.

MYFLT event::p2orig

Definition at line 460 of file csoundCore.h.

MYFLT event::p3orig

Definition at line 461 of file csoundCore.h.

short event::pcnt

Definition at line 459 of file csoundCore.h.

char* event::strarg

Definition at line 457 of file csoundCore.h.

The documentation for this struct was generated from the following file:

- H/csoundCore.h

34.20. eventnode Struct Reference

```
#include <csoundCore.h>
```

Public Attributes

- **EVTBLK** `evt`
- **eventnode *** `nxtevt`
- **int** `kstart`
- **int** `insno`

34.20.1. Member Data Documentation

EVTBLK `eventnode::evt`

Definition at line 467 of file `csoundCore.h`.

int `eventnode::insno`

Definition at line 469 of file `csoundCore.h`.

int `eventnode::kstart`

Definition at line 469 of file `csoundCore.h`.

struct eventnode* `eventnode::nxtevt`

Definition at line 468 of file `csoundCore.h`.

The documentation for this struct was generated from the following file:

- `H/csoundCore.h`

34.21. csound::Exception Class Reference

```
#include <Exception.hpp>
```

34.21.1. Detailed Description

Base class for C++ exceptions in the Silence system.

Definition at line 38 of file Exception.hpp.

Public Member Functions

- **Exception** (std::string *message*)
- virtual **~Exception** ()
- std::string **getMessage** () const

Private Attributes

- std::string *message*

34.21.2. Constructor & Destructor Documentation

csound::Exception::Exception (std::string *message*)

virtual **csound::Exception::~~Exception** () [virtual]

34.21.3. Member Function Documentation

std::string **csound::Exception::getMessage** () const

34.21.4. Member Data Documentation

std::string **csound::Exception::message** [private]

Definition at line 40 of file Exception.hpp.

The documentation for this class was generated from the following file:

- frontends/CsoundVST/**Exception.hpp**

34.22. **fdch Struct Reference**

```
#include <csoundCore.h>
```

Public Attributes

- **fdch * nextchp**
- **void * fd**
- **int fdc**

34.22.1. **Member Data Documentation**

void* fdch::fd

Definition at line 235 of file csoundCore.h.

int fdch::fdc

Definition at line 236 of file csoundCore.h.

struct fdch* fdch::nextchp

Definition at line 234 of file csoundCore.h.

The documentation for this struct was generated from the following file:

- **H/csoundCore.h**

34.23. FLUID_CC Struct Reference

```
#include <fluidOpcodes.hpp>
```

Public Attributes

- OPDS h
- MYFLT * iEngineNumber
- MYFLT * iChannelNumber
- MYFLT * iControllerNumber
- MYFLT * kVal
- unsigned int priorMidiValue

34.23.1. Member Data Documentation

OPDS FLUID_CC::h

Definition at line 35 of file fluidOpcodes.hpp.

MYFLT * FLUID_CC::iChannelNumber

Definition at line 38 of file fluidOpcodes.hpp.

MYFLT * FLUID_CC::iControllerNumber

Definition at line 38 of file fluidOpcodes.hpp.

MYFLT* FLUID_CC::iEngineNumber

Definition at line 38 of file fluidOpcodes.hpp.

MYFLT * FLUID_CC::kVal

Definition at line 38 of file fluidOpcodes.hpp.

unsigned int FLUID_CC::priorMidiValue

Definition at line 40 of file fluidOpcodes.hpp.

The documentation for this struct was generated from the following file:

- Opcodes/fluidOpcodes/**fluidOpcodes.hpp**

34.24. FLUID_NOTE Struct Reference

```
#include <fluidOpcodes.hpp>
```

Public Attributes

- OPDS h
- MYFLT * iEngineNumber
- MYFLT * iChannelNumber
- MYFLT * iMidiKeyNumber
- MYFLT * iVelocity
- bool released

34.24.1. Member Data Documentation

OPDS FLUID_NOTE::h

Definition at line 45 of file fluidOpcodes.hpp.

MYFLT * FLUID_NOTE::iChannelNumber

Definition at line 48 of file fluidOpcodes.hpp.

MYFLT * FLUID_NOTE::iEngineNumber

Definition at line 48 of file fluidOpcodes.hpp.

MYFLT * FLUID_NOTE::iMidiKeyNumber

Definition at line 48 of file fluidOpcodes.hpp.

MYFLT * FLUID_NOTE::iVelocity

Definition at line 48 of file fluidOpcodes.hpp.

bool FLUID_NOTE::released

Definition at line 50 of file fluidOpcodes.hpp.

The documentation for this struct was generated from the following file:

- Opcodes/fluidOpcodes/**fluidOpcodes.hpp**

34.25. FLUID_PROGRAM_SELECT Struct Reference

```
#include <fluidOpcodes.hpp>
```

Public Attributes

- OPDS h
- MYFLT * iEngineNumber
- MYFLT * iChannelNumber
- MYFLT * iInstrumentNumber
- MYFLT * iBankNumber
- MYFLT * iPresetNumber

34.25.1. Member Data Documentation

OPDS FLUID_PROGRAM_SELECT::h

Definition at line 26 of file fluidOpcodes.hpp.

MYFLT * FLUID_PROGRAM_SELECT::iBankNumber

Definition at line 29 of file fluidOpcodes.hpp.

MYFLT * FLUID_PROGRAM_SELECT::iChannelNumber

Definition at line 29 of file fluidOpcodes.hpp.

MYFLT* FLUID_PROGRAM_SELECT::iEngineNumber

Definition at line 29 of file fluidOpcodes.hpp.

MYFLT * FLUID_PROGRAM_SELECT::iInstrumentNumber

Definition at line 29 of file fluidOpcodes.hpp.

MYFLT* FLUID_PROGRAM_SELECT::iPresetNumber

Definition at line 30 of file fluidOpcodes.hpp.

The documentation for this struct was generated from the following file:

- Opcodes/fluidOpcodes/**fluidOpcodes.hpp**

34.26. FLUIDENGINE Struct Reference

```
#include <fluidOpcodes.hpp>
```

Public Attributes

- OPDS h
- MYFLT * iEngineNum

34.26.1. Member Data Documentation

OPDS FLUIDENGINE::h

Definition at line 8 of file fluidOpcodes.hpp.

MYFLT* FLUIDENGINE::iEngineNum

Definition at line 11 of file fluidOpcodes.hpp.

The documentation for this struct was generated from the following file:

- Opcodes/fluidOpcodes/**fluidOpcodes.hpp**

34.27. FLUIDLOAD Struct Reference

```
#include <fluidOpcodes.hpp>
```

Public Attributes

- **OPDS h**
- **MYFLT * iInstrumentNumber**
- **MYFLT * filename**
- **MYFLT * iEngineNum**

34.27.1. Member Data Documentation

MYFLT* FLUIDLOAD::filename

Definition at line 22 of file fluidOpcodes.hpp.

OPDS FLUIDLOAD::h

Definition at line 16 of file fluidOpcodes.hpp.

MYFLT * FLUIDLOAD::iEngineNum

Definition at line 22 of file fluidOpcodes.hpp.

MYFLT* FLUIDLOAD::iInstrumentNumber

Definition at line 19 of file fluidOpcodes.hpp.

The documentation for this struct was generated from the following file:

- `Opcodes/fluidOpcodes/fluidOpcodes.hpp`

34.28. FLUIDOUT Struct Reference

```
#include <fluidOpcodes.hpp>
```

Public Attributes

- **OPDS h**
- **MYFLT * aLeftOut**
- **MYFLT * aRightOut**
- **MYFLT * iEngineNum**
- **int blockSize**

34.28.1. Member Data Documentation

MYFLT* FLUIDOUT::aLeftOut

Definition at line 56 of file fluidOpcodes.hpp.

MYFLT * FLUIDOUT::aRightOut

Definition at line 56 of file fluidOpcodes.hpp.

int FLUIDOUT::blockSize

Definition at line 60 of file fluidOpcodes.hpp.

OPDS FLUIDOUT::h

Definition at line 55 of file fluidOpcodes.hpp.

MYFLT* FLUIDOUT::iEngineNum

Definition at line 58 of file fluidOpcodes.hpp.

The documentation for this struct was generated from the following file:

- Opcodes/fluidOpcodes/**fluidOpcodes.hpp**

34.29. FUNC Struct Reference

```
#include <csoundCore.h>
```

Public Attributes

- long **flen**
- long **lenmask**
- long **lobits**
- long **lomask**
- MYFLT **lodiv**
- MYFLT **cvtbas**
- MYFLT **cpscvt**
- short **loopmode1**
- short **loopmode2**
- long **begin1**
- long **end1**
- long **begin2**
- long **end2**
- long **soundend**
- long **flenfrms**
- long **nchanls**
- long **fno**
- GEN01ARGS **gen01args**
- MYFLT **ftable** [1]

34.29.1. Member Data Documentation

long FUNC::begin1

Definition at line 438 of file csoundCore.h.

long FUNC::begin2

Definition at line 439 of file csoundCore.h.

MYFLT FUNC::cpscvt

Definition at line 435 of file csoundCore.h.

MYFLT FUNC::cvtbas

Definition at line 435 of file csoundCore.h.

long FUNC::end1

Definition at line 438 of file csoundCore.h.

long FUNC::end2

Definition at line 439 of file csoundCore.h.

long FUNC::flen

Definition at line 430 of file csoundCore.h.

long FUNC::flenfrms

Definition at line 440 of file csoundCore.h.

long FUNC::fno

Definition at line 442 of file csoundCore.h.

MYFLT FUNC::ftable[1]

Definition at line 444 of file csoundCore.h.

GEN01ARGS FUNC::gen01args

Definition at line 443 of file csoundCore.h.

long FUNC::lenmask

Definition at line 431 of file csoundCore.h.

long FUNC::lobits

Definition at line 432 of file csoundCore.h.

MYFLT FUNC::lodiv

Definition at line 434 of file csoundCore.h.

long FUNC::lomask

Definition at line 433 of file csoundCore.h.

short FUNC::loopmode1

Definition at line 436 of file csoundCore.h.

short FUNC::loopmode2

Definition at line 437 of file csoundCore.h.

34. Csound and CsoundVST Class Documentation

long FUNC::nchanls

Definition at line 441 of file csoundCore.h.

long FUNC::soundend

Definition at line 440 of file csoundCore.h.

The documentation for this struct was generated from the following file:

- **H/csoundCore.h**

34.30. GEN01ARGS Struct Reference

```
#include <csoundCore.h>
```

Public Attributes

- MYFLT **gen01**
- MYFLT **iflno**
- MYFLT **iskptim**
- MYFLT **iformat**
- MYFLT **channel**
- MYFLT **sample_rate**
- char **strarg** [SSTRSIZ]

34.30.1. Member Data Documentation

MYFLT GEN01ARGS::channel

Definition at line 424 of file csoundCore.h.

MYFLT GEN01ARGS::gen01

Definition at line 420 of file csoundCore.h.

MYFLT GEN01ARGS::iflno

Definition at line 421 of file csoundCore.h.

MYFLT GEN01ARGS::iformat

Definition at line 423 of file csoundCore.h.

MYFLT GEN01ARGS::iskptim

Definition at line 422 of file csoundCore.h.

MYFLT GEN01ARGS::sample_rate

Definition at line 425 of file csoundCore.h.

char GEN01ARGS::strarg[SSTRSIZ]

Definition at line 426 of file csoundCore.h.

The documentation for this struct was generated from the following file:

- H/csoundCore.h

34.31. csound::Hocket Class Reference

```
#include <Hocket.hpp>
```

Inheritance diagram for csound::Hocket::

34.31.1. Detailed Description

Simplifies constructing complex hocketted scores.

Definition at line 40 of file Hocket.hpp.

Public Member Functions

- **Hocket** ()
- virtual **~Hocket** ()
- virtual ublas::matrix< double > **traverse** (const ublas::matrix< double > &globalCoordinates, **Score &score**)
- virtual void **produceOrTransform** (**Score &score**, size_t beginAt, size_t endAt, const ublas::matrix< double > &coordinates)
- virtual **Score &getScore** ()
- virtual ublas::matrix< double > **getLocalCoordinates** () const
- virtual ublas::matrix< double > **Node::createTransform** ()
- virtual void **clear** ()
- virtual double & **element** (size_t row, size_t column)
- virtual void **setElement** (size_t row, size_t column, double value)
- virtual void **addChild** (**Node *node**)

Public Attributes

- int **modulus**
- int **startingIndex**
- std::string **importFilename**
- std::vector< **Node *** > **children**

Protected Attributes

- **Score score**
- ublas::matrix< double > **localCoordinates**

34.31.2. Constructor & Destructor Documentation

csound::Hocket::Hocket ()

virtual csound::Hocket::~~Hocket () [virtual]

34.31.3. Member Function Documentation

virtual void csound::Node::addChild (**Node * node**) [virtual, inherited]

virtual void csound::Node::clear () [virtual, inherited]

Reimplemented in **csound::Lindenmayer** (p. 1181), and **csound::MusicModel** (p. 1213).

virtual double& csound::Node::element (size_t row, size_t column) [virtual, inherited]

virtual ublas::matrix<double> csound::Node::getLocalCoordinates () const [virtual, inherited]

Returns the local transformation of coordinate system.

Reimplemented in **csound::Random** (p. 1239).

virtual Score& csound::ScoreNode::getScore () [virtual, inherited]

virtual ublas::matrix<double> csound::Node::Node::createTransform () [virtual, inherited]

virtual void csound::Hocket::produceOrTransform (Score & score, size_t beginAt, size_t endAt, const ublas::matrix< double > & coordinates) [virtual]

The default implementation does nothing.

Reimplemented from **csound::ScoreNode** (p. 1273).

virtual void csound::Node::setElement (size_t row, size_t column, double value) [virtual, inherited]

virtual ublas::matrix<double> csound::Hocket::traverse (const ublas::matrix< double > & globalCoordinates, Score & score) [virtual]

The default implementation postconcatenates its own local coordinate system with the global coordinates, then passes the score and the product of coordinate systems to each child, thus performing a depth-first traversal of the music graph.

Reimplemented from **csound::Node** (p. 1274).

34.31.4. Member Data Documentation

std::vector<Node *> csound::Node::children [inherited]

Child Nodes, if any.

Definition at line 57 of file Node.hpp.

std::string csound::ScoreNode::importFilename [inherited]

Definition at line 49 of file ScoreNode.hpp.

ublas::matrix<double> csound::Node::localCoordinates [protected, inherited]

Definition at line 52 of file Node.hpp.

int csound::Hocket::modulus

Definition at line 44 of file Hocket.hpp.

Score csound::ScoreNode::score [protected, inherited]

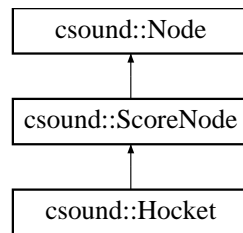
Definition at line 47 of file ScoreNode.hpp.

int csound::Hocket::startingIndex

Definition at line 45 of file Hocket.hpp.

The documentation for this class was generated from the following file:

- frontends/CsoundVST/**Hocket.hpp**



34.32. csound::ImageToScore Class Reference

```
#include <ImageToScore.hpp>
```

Inheritance diagram for csound::ImageToScore::

34.32.1. Detailed Description

Translates images in various RGB formats to scores. Hue is mapped to instrument, value is mapped to loudness.

Definition at line 43 of file ImageToScore.hpp.

Public Member Functions

- **ImageToScore** (void)
- virtual **~ImageToScore** (void)
- virtual void **setImageFilename** (std::string **imageFilename**)
- virtual std::string **getImageFilename** () const
- virtual void **setMaximumVoiceCount** (size_t **maximumVoiceCount**)
- virtual size_t **getMaximumVoiceCount** () const
- virtual void **setMinimumValue** (double **minimumValue**)
- virtual double **getMinimumValue** () const
- virtual void **generate** ()
- virtual void **produceOrTransform** (**Score** &**score**, size_t **beginAt**, size_t **endAt**, const ublas::matrix< double > &**coordinates**)
- virtual **Score** & **getScore** ()
- virtual ublas::matrix< double > **getLocalCoordinates** () const
- virtual ublas::matrix< double > **traverse** (const ublas::matrix< double > &**globalCoordinates**, **Score** &**score**)
- virtual ublas::matrix< double > **Node::createTransform** ()
- virtual void **clear** ()
- virtual double & **element** (size_t **row**, size_t **column**)
- virtual void **setElement** (size_t **row**, size_t **column**, double **value**)
- virtual void **addChild** (**Node** ***node**)

Public Attributes

- std::string **importFilename**
- std::vector< **Node** * > **children**

Protected Member Functions

- virtual void **getPixel** (size_t **x**, size_t **y**, double &**hue**, double &**saturation**, double &**value**) const
- virtual void **translate** (double **x**, double **y**, double **hue**, double **value**, **Event** &**event**) const

Static Protected Member Functions

- void **rgbToHsv** (double **r**, double **g**, double **b**, double &**h**, double &**s**, double &**v**)

Protected Attributes

- `std::string` `imageFilename`
- `Fl_Image *` `image`
- `size_t` `maximumVoiceCount`
- `double` `minimumValue`
- `Score` `score`
- `ublas::matrix< double >` `localCoordinates`

34.32.2. Constructor & Destructor Documentation

`csound::ImageToScore::ImageToScore (void)`

`virtual` `csound::ImageToScore::~~ImageToScore (void)` [virtual]

34.32.3. Member Function Documentation

`virtual void` `csound::Node::addChild (Node * node)` [virtual, inherited]

`virtual void` `csound::Node::clear ()` [virtual, inherited]

Reimplemented in `csound::Lindenmayer` (p. 1181), and `csound::MusicModel` (p. 1213).

`virtual double&` `csound::Node::element (size_t row, size_t column)` [virtual, inherited]

`virtual void` `csound::ImageToScore::generate ()` [virtual]

`virtual std::string` `csound::ImageToScore::getImageFilename () const` [virtual]

`virtual ublas::matrix<double>` `csound::Node::getNodeLocalCoordinates () const` [virtual, inherited]

Returns the local transformation of coordinate system.

Reimplemented in `csound::Random` (p. 1239).

`virtual size_t` `csound::ImageToScore::getMaximumVoiceCount () const` [virtual]

`virtual double` `csound::ImageToScore::getMinimumValue () const` [virtual]

`virtual void` `csound::ImageToScore::getPixel (size_t x, size_t y, double & hue, double & saturation, double & value) const` [protected, virtual]

`virtual Score&` `csound::ScoreNode::getScore ()` [virtual, inherited]

`virtual ublas::matrix<double>` `csound::Node::Node::createTransform ()` [virtual, inherited]

`virtual void` `csound::ScoreNode::produceOrTransform (Score & score, size_t beginAt, size_t endAt, const ublas::matrix< double > & coordinates)` [virtual, inherited]

The default implementation does nothing.

Reimplemented from `csound::Node` (p. 1219).

Reimplemented in `csound::Cell` (p.1059), `csound::Hocket` (p.1163), `csound::MCRM` (p.1191), and `csound::Rescale` (p.1245).

void `csound::ImageToScore::rgbToHsv` (**double** *r*, **double** *g*, **double** *b*, **double &** *h*, **double &** *s*, **double &** *v*) [`static`, `protected`]

virtual void `csound::Node::setElement` (**size_t** *row*, **size_t** *column*, **double** *value*) [`virtual`, `inherited`]

virtual void `csound::ImageToScore::setImageFilename` (**std::string** *imageFilename*) [`virtual`]

virtual void `csound::ImageToScore::setMaximumVoiceCount` (**size_t** *maximumVoiceCount*) [`virtual`]

virtual void `csound::ImageToScore::setMinimumValue` (**double** *minimumValue*) [`virtual`]

virtual void `csound::ImageToScore::translate` (**double** *x*, **double** *y*, **double** *hue*, **double** *value*, **Event &** *event*) **const** [`protected`, `virtual`]

virtual ublas::matrix<double> `csound::Node::traverse` (**const ublas::matrix< double > &** *globalCoordinates*, **Score &** *score*) [`virtual`, `inherited`]

The default implementation postconcatenates its own local coordinate system with the global coordinates, then passes the score and the product of coordinate systems to each child, thus performing a depth-first traversal of the music graph.

Reimplemented in `csound::Hocket` (p.1163).

34.32.4. Member Data Documentation

std::vector<Node *> `csound::Node::children` [`inherited`]

Child Nodes, if any.

Definition at line 57 of file Node.hpp.

Fl_Image* `csound::ImageToScore::image` [`protected`]

Definition at line 47 of file ImageToScore.hpp.

std::string `csound::ImageToScore::imageFilename` [`protected`]

Definition at line 46 of file ImageToScore.hpp.

std::string `csound::ScoreNode::importFilename` [`inherited`]

Definition at line 49 of file ScoreNode.hpp.

ublas::matrix<double> `csound::Node::localCoordinates` [`protected`, `inherited`]

Definition at line 52 of file Node.hpp.

size_t `csound::ImageToScore::maximumVoiceCount` [protected]

Definition at line 48 of file `ImageToScore.hpp`.

double `csound::ImageToScore::minimumValue` [protected]

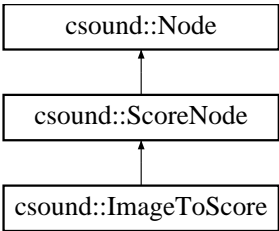
Definition at line 49 of file `ImageToScore.hpp`.

Score `csound::ScoreNode::score` [protected, inherited]

Definition at line 47 of file `ScoreNode.hpp`.

The documentation for this class was generated from the following file:

- `frontends/CsoundVST/ImageToScore.hpp`



34.33. insds Struct Reference

```
#include <csoundCore.h>
```

Public Attributes

- `opds * nxti`
- `opds * nctp`
- `insds * nxtinstance`
- `insds * prvinstance`
- `insds * nxtact`
- `insds * prvact`
- `insds * ntxtoff`
- `FDCH fdch`
- `AUXCH auxch`
- `MCHNBLK * m_chnbp`
- `short m_pitch`
- `short m_veloc`
- `int xtratim`
- `char relesing`
- `char actflg`
- `short insno`
- `MYFLT offbet`
- `MYFLT offtim`
- `insds * nxtolap`
- `void * pylocal`
- `ENVIRON_ * csound`
- `void * opcod_iobufs`
- `void * opcod_deact`
- `void * subins_deact`
- `MYFLT p0`
- `MYFLT p1`
- `MYFLT p2`
- `MYFLT p3`

34.33.1. Member Data Documentation

char insds::actflg

Definition at line 325 of file `csoundCore.h`.

AUXCH insds::auxch

Definition at line 316 of file `csoundCore.h`.

struct ENVIRON_ * insds::csound

Definition at line 333 of file `csoundCore.h`.

FDCH insds::fdch

Definition at line 315 of file csoundCore.h.

short insds::insno

Definition at line 326 of file csoundCore.h.

MCHNBLK* insds::m_chnbp

Definition at line 317 of file csoundCore.h.

short insds::m_pitch

Definition at line 319 of file csoundCore.h.

short insds::m_veloc

Definition at line 320 of file csoundCore.h.

struct insds* insds::nxtact

Definition at line 312 of file csoundCore.h.

struct opds* insds::nxti

Definition at line 308 of file csoundCore.h.

struct insds* insds::nxtinstance

Definition at line 310 of file csoundCore.h.

struct insds* insds::nxtoff

Definition at line 314 of file csoundCore.h.

struct insds* insds::nxtolap

Definition at line 330 of file csoundCore.h.

struct opds* insds::nxtp

Definition at line 309 of file csoundCore.h.

MYFLT insds::offbet

Definition at line 327 of file csoundCore.h.

MYFLT insds::offtim

Definition at line 328 of file csoundCore.h.

void* insds::opcode_deact

Definition at line 335 of file csoundCore.h.

void* insds::opcode_iobufs

Definition at line 334 of file csoundCore.h.

MYFLT insds::p0

Definition at line 336 of file csoundCore.h.

MYFLT insds::p1

Definition at line 338 of file csoundCore.h.

MYFLT insds::p2

Definition at line 339 of file csoundCore.h.

MYFLT insds::p3

Definition at line 340 of file csoundCore.h.

struct insds* insds::prvact

Definition at line 313 of file csoundCore.h.

struct insds* insds::prvinstance

Definition at line 311 of file csoundCore.h.

void* insds::pylocal

Definition at line 332 of file csoundCore.h.

char insds::relesing

Definition at line 323 of file csoundCore.h.

void * insds::subins_deact

Definition at line 335 of file csoundCore.h.

int insds::xtratim

Definition at line 321 of file csoundCore.h.

The documentation for this struct was generated from the following file:

- **H/csoundCore.h**

34.34. *instr* Struct Reference

```
#include <csoundCore.h>
```

Public Attributes

- **op * nxtop**
- **TEXT t**
- short **pmax**
- short **vmax**
- short **pextrab**
- short **mdepends**
- short **lclkcnt**
- short **lclcnt**
- short **lclwcnt**
- short **lclacnt**
- short **lclpcnt**
- short **lclfixed**
- short **optxtcount**
- short **muted**
- long **localen**
- long **opdstot**
- long * **inslist**
- MYFLT * **psetdata**
- **insds * instance**
- **insds * lst_instance**
- **insds * act_instance**
- **instr * nxtinstxt**
- int **active**
- int **maxalloc**
- MYFLT **cpuload**
- **opcodinfo * opcode_info**
- char * **insname**

34.34.1. Member Data Documentation

struct insds * instr::act_instance

Definition at line 216 of file *csoundCore.h*.

int instr::active

Definition at line 218 of file *csoundCore.h*.

MYFLT instr::cpuload

Definition at line 220 of file *csoundCore.h*.

long* instr::inslist

Definition at line 212 of file *csoundCore.h*.

char* instr::insname

Definition at line 222 of file csoundCore.h.

struct insds* instr::instance

Definition at line 214 of file csoundCore.h.

short instr::lclacnt

Definition at line 206 of file csoundCore.h.

short instr::lcldcnt

Definition at line 205 of file csoundCore.h.

short instr::lclfixed

Definition at line 208 of file csoundCore.h.

short instr::lclkcnt

Definition at line 205 of file csoundCore.h.

short instr::lclpcnt

Definition at line 207 of file csoundCore.h.

short instr::lclwcnt

Definition at line 206 of file csoundCore.h.

long instr::localen

Definition at line 210 of file csoundCore.h.

struct insds* instr::lst_instance

Definition at line 216 of file csoundCore.h.

int instr::maxalloc

Definition at line 219 of file csoundCore.h.

short instr::mdepends

Definition at line 204 of file csoundCore.h.

short instr::muted

Definition at line 209 of file csoundCore.h.

struct instr* instr::nxtinstxt

Definition at line 217 of file csoundCore.h.

struct op* instr::nxtop

Definition at line 200 of file csoundCore.h.

struct opcodeinfo* instr::opcode_info

Definition at line 221 of file csoundCore.h.

long instr::opdstot

Definition at line 211 of file csoundCore.h.

short instr::optxtcount

Definition at line 208 of file csoundCore.h.

short instr::pextrab

Definition at line 202 of file csoundCore.h.

short instr::pmax

Definition at line 202 of file csoundCore.h.

MYFLT* instr::psetdata

Definition at line 213 of file csoundCore.h.

TEXT instr::t

Definition at line 201 of file csoundCore.h.

short instr::vmax

Definition at line 202 of file csoundCore.h.

The documentation for this struct was generated from the following file:

- [H/csoundCore.h](#)

34.35. Iblblk Struct Reference

```
#include <csoundCore.h>
```

Public Attributes

- OPDS h
- OPDS * prvi
- OPDS * prvp

34.35.1. Member Data Documentation

OPDS Iblblk::h

Definition at line 363 of file csoundCore.h.

OPDS* Iblblk::prvi

Definition at line 364 of file csoundCore.h.

OPDS* Iblblk::prvp

Definition at line 365 of file csoundCore.h.

The documentation for this struct was generated from the following file:

- H/**csoundCore.h**

34.36. **csound::Lindenmayer Class Reference**

```
#include <Lindenmayer.hpp>
```

Inheritance diagram for `csound::Lindenmayer::`

34.36.1. Detailed Description

This class implements a **Lindenmayer**(p. 1179) system in music space for a turtle that writes either notes into a score, or Jones-Parks grains into a memory soundfile. The Z dimension of note space is used for chirp rate. The actions of the turtle are rescaled to fit the specified bounding hypercube. The turtle commands are represented by letters (all n default to 1):

- G = Write the current state of the turtle into the soundfile as a grain.
- Mn = Translate the turtle by adding to its state its step times its orientation times n.
- Rabn = Rotate the turtle from dimension a to dimension b by angle $2 \pi / (\text{angleCount} * n)$
- Uan = Vary the turtle state on dimension a by a normalized (-1 through +1) uniformly distributed random variable times n.
- Gan = Vary the turtle state on dimension a by a normalized (-1 through +1) Gaussian random variable times n.
- T=an = Assign to dimension a of the turtle state the value n.
- T*an = Multiply dimension a of the turtle state by n.
- T/an = Divide dimension a of the turtle state by n.
- T+an = Add to dimension a of the turtle state the value n.
- T-an = Subtract from dimension a of the turtle state the value n.
- S=an = Assign to dimension a of the turtle step the value n.
- S*an = Multiply dimension a of the turtle step by n.
- S/an = Divide dimension a of the turtle step by n.
- S+an = Add to dimension a of the turtle step the value n.
- S-an = Subtract from dimension a of the turtle step the value n.

Push turtle state onto a stack. • = Pop the current state of the turtle from the stack.

Definition at line 77 of file `Lindenmayer.hpp`.

Public Member Functions

- **Lindenmayer** ()
- virtual **~Lindenmayer** ()
- virtual int **getIterationCount** () const
- virtual void **setIterationCount** (int count)
- virtual double **getAngle** () const
- virtual void **setAngle** (double angle)
- virtual std::string **getAxiom** () const
- virtual void **setAxiom** (std::string axiom)

- virtual void **addRule** (std::string command, std::string replacement)
- virtual std::string **getReplacement** (std::string command)
- virtual void **generate** ()
- virtual void **clear** ()
- virtual void **produceOrTransform** (Score &score, size_t beginAt, size_t endAt, const ublas::matrix< double > &coordinates)
- virtual Score & **getScore** ()
- virtual ublas::matrix< double > **getLocalCoordinates** () const
- virtual ublas::matrix< double > **traverse** (const ublas::matrix< double > &globalCoordinates, Score &score)
- virtual ublas::matrix< double > **Node::createTransform** ()
- virtual double & **element** (size_t row, size_t column)
- virtual void **setElement** (size_t row, size_t column, double value)
- virtual void **addChild** (Node *node)

Public Attributes

- std::string **importFilename**
- std::vector< Node * > **children**

Protected Member Functions

- virtual void **interpret** (std::string command, bool render)
- virtual int **getDimension** (char dimension) const
- virtual void **rewrite** ()
- virtual ublas::matrix< double > **createRotation** (int dimension1, int dimension2, double angle) const
- virtual void **updateActual** (Event &event)
- virtual void **initialize** ()

Protected Attributes

- int **iterationCount**
- double **angle**
- std::string **axiom**
- Event **turtle**
- Event **turtleStep**
- Event **turtleOrientation**
- std::map< std::string, std::string > **rules**
- std::stack< Event > **turtleStack**
- std::stack< Event > **turtleStepStack**
- std::stack< Event > **turtleOrientationStack**
- clock_t **beganAt**
- clock_t **endedAt**
- clock_t **elapsed**
- Score **score**
- ublas::matrix< double > **localCoordinates**

34.36.2. Constructor & Destructor Documentation

csound::Lindenmayer::Lindenmayer ()

virtual csound::Lindenmayer::~~Lindenmayer () [virtual]

34.36.3. Member Function Documentation

virtual void csound::Node::addChild (Node * *node*) [virtual, inherited]

virtual void csound::Lindenmayer::addRule (std::string *command*, std::string *replacement*)
[virtual]

virtual void csound::Lindenmayer::clear () [virtual]

Reimplemented from **csound::Node** (p. 1271).

virtual ublas::matrix<double> csound::Lindenmayer::createRotation (int *dimension1*, int *dimension2*, double *angle*) const [protected, virtual]

virtual double& csound::Node::element (size_t *row*, size_t *column*) [virtual, inherited]

virtual void csound::Lindenmayer::generate () [virtual]

virtual double csound::Lindenmayer::getAngle () const [virtual]

virtual std::string csound::Lindenmayer::getAxiom () const [virtual]

virtual int csound::Lindenmayer::getDimension (char *dimension*) const [protected, virtual]

virtual int csound::Lindenmayer::getIterationCount () const [virtual]

virtual ublas::matrix<double> csound::Node::getLocalCoordinates () const [virtual, inherited]

Returns the local transformation of coordinate system.

Reimplemented in **csound::Random** (p. 1239).

virtual std::string csound::Lindenmayer::getReplacement (std::string *command*) [virtual]

virtual Score& csound::ScoreNode::getScore () [virtual, inherited]

virtual void csound::Lindenmayer::initialize () [protected, virtual]

virtual void csound::Lindenmayer::interpret (std::string *command*, bool *render*) [protected, virtual]

virtual ublas::matrix<double> csound::Node::Node::createTransform () [virtual, inherited]

virtual void csound::ScoreNode::produceOrTransform (Score & *score*, size_t *beginAt*, size_t *endAt*, const ublas::matrix< double > & *coordinates*) [virtual, inherited]

The default implementation does nothing.

Reimplemented from `csound::Node` (p. 1219).

Reimplemented in `csound::Cell` (p. 1059), `csound::Hocket` (p. 1163), `csound::MCRM` (p. 1191), and `csound::Rescale` (p. 1245).

virtual void csound::Lindenmayer::rewrite () [protected, virtual]

virtual void csound::Lindenmayer::setAngle (double *angle*) [virtual]

virtual void csound::Lindenmayer::setAxiom (std::string *axiom*) [virtual]

virtual void csound::Node::setElement (size_t *row*, size_t *column*, double *value*) [virtual, inherited]

virtual void csound::Lindenmayer::setIterationCount (int *count*) [virtual]

virtual ublas::matrix<double> csound::Node::traverse (const ublas::matrix< double > & *globalCoordinates*, Score & *score*) [virtual, inherited]

The default implementation postconcatenates its own local coordinate system with the global coordinates, then passes the score and the product of coordinate systems to each child, thus performing a depth-first traversal of the music graph.

Reimplemented in `csound::Hocket` (p. 1163).

virtual void csound::Lindenmayer::updateActual (Event & *event*) [protected, virtual]

34.36.4. Member Data Documentation

double csound::Lindenmayer::angle [protected]

Definition at line 82 of file `Lindenmayer.hpp`.

std::string csound::Lindenmayer::axiom [protected]

Definition at line 83 of file `Lindenmayer.hpp`.

clock_t csound::Lindenmayer::beganAt [protected]

Definition at line 91 of file Lindenmayer.hpp.

std::vector<Node *> csound::Node::children [inherited]

Child Nodes, if any.

Definition at line 57 of file Node.hpp.

clock_t csound::Lindenmayer::elapsed [protected]

Definition at line 93 of file Lindenmayer.hpp.

clock_t csound::Lindenmayer::endedAt [protected]

Definition at line 92 of file Lindenmayer.hpp.

std::string csound::ScoreNode::importFilename [inherited]

Definition at line 49 of file ScoreNode.hpp.

int csound::Lindenmayer::iterationCount [protected]

Definition at line 81 of file Lindenmayer.hpp.

ublas::matrix<double> csound::Node::localCoordinates [protected, inherited]

Definition at line 52 of file Node.hpp.

std::map<std::string, std::string> csound::Lindenmayer::rules [protected]

Definition at line 87 of file Lindenmayer.hpp.

Score csound::ScoreNode::score [protected, inherited]

Definition at line 47 of file ScoreNode.hpp.

Event csound::Lindenmayer::turtle [protected]

Definition at line 84 of file Lindenmayer.hpp.

Event csound::Lindenmayer::turtleOrientation [protected]

Definition at line 86 of file Lindenmayer.hpp.

std::stack<Event> csound::Lindenmayer::turtleOrientationStack [protected]

Definition at line 90 of file Lindenmayer.hpp.

std::stack<Event> csound::Lindenmayer::turtleStack [protected]

Definition at line 88 of file Lindenmayer.hpp.

Event csound::Lindenmayer::turtleStep [protected]

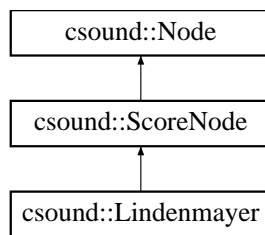
Definition at line 85 of file Lindenmayer.hpp.

std::stack<Event> csound::Lindenmayer::turtleStepStack [protected]

Definition at line 89 of file Lindenmayer.hpp.

The documentation for this class was generated from the following file:

- frontends/CsoundVST/**Lindenmayer.hpp**



34.37. csound::Logger Class Reference

```
#include <System.hpp>
```

Public Member Functions

- **Logger** ()
- virtual **~Logger** ()
- virtual void **write** (const char **text*)

34.37.1. Constructor & Destructor Documentation

csound::Logger::Logger ()

virtual csound::Logger::~~Logger () [virtual]

34.37.2. Member Function Documentation

virtual void csound::Logger::write (const char * *text*) [virtual]

The documentation for this class was generated from the following file:

- frontends/CsoundVST/**System.hpp**

34.38. mchnblk Struct Reference

```
#include <csoundCore.h>
```

Public Attributes

- short **pgmno**
- short **insno**
- short **RegParNo**
- short **mono**
- **MONPCH** * **monobas**
- **MONPCH** * **monocur**
- **insds** * **kinsptr** [128]
- **insds** * **ksusptr** [128]
- **MYFLT** **polyaft** [128]
- **MYFLT** **ctl_val** [128]
- short **ksuscnt**
- short **sustaining**
- **MYFLT** **aftouch**
- **MYFLT** **pchbend**
- **DKLST** * **klists**
- **DPARM** * **dparms**
- int **dpmsb**
- int **dpls**

34.38.1. Member Data Documentation

MYFLT **mchnblk::aftouch**

Definition at line 286 of file `csoundCore.h`.

MYFLT **mchnblk::ctl_val[128]**

Definition at line 281 of file `csoundCore.h`.

DPARM* **mchnblk::dparms**

Definition at line 292 of file `csoundCore.h`.

int **mchnblk::dpls**

Definition at line 294 of file `csoundCore.h`.

int **mchnblk::dpmsb**

Definition at line 293 of file `csoundCore.h`.

short **mchnblk::insno**

Definition at line 269 of file `csoundCore.h`.

struct insds* mchnblk::kinsptr[128]

Definition at line 278 of file csoundCore.h.

DKLST* mchnblk::klists

Definition at line 291 of file csoundCore.h.

short mchnblk::ksuscnt

Definition at line 284 of file csoundCore.h.

struct insds* mchnblk::ksusptr[128]

Definition at line 279 of file csoundCore.h.

short mchnblk::mono

Definition at line 275 of file csoundCore.h.

MONPCH* mchnblk::monobas

Definition at line 276 of file csoundCore.h.

MONPCH* mchnblk::monocur

Definition at line 277 of file csoundCore.h.

MYFLT mchnblk::pchbend

Definition at line 288 of file csoundCore.h.

short mchnblk::pgmno

Definition at line 268 of file csoundCore.h.

MYFLT mchnblk::polyaft[128]

Definition at line 280 of file csoundCore.h.

short mchnblk::RegParNo

Definition at line 274 of file csoundCore.h.

short mchnblk::sustaining

Definition at line 285 of file csoundCore.h.

The documentation for this struct was generated from the following file:

- `H/csoundCore.h`

34.39. csound::MCRM Class Reference

```
#include <MCRM.hpp>
```

Inheritance diagram for csound::MCRM:

Public Member Functions

- **MCRM** ()
- virtual **~MCRM** ()
- void **setDepth** (int **depth**)
- void **resize** (size_t **transformations**)
- void **setTransformationElement** (size_t **index**, size_t **row**, size_t **column**, double **value**)
- void **setWeight** (size_t **precursor**, size_t **successor**, double **weight**)
- void **generate** ()
- virtual void **produceOrTransform** (**Score** &**score**, size_t **beginAt**, size_t **endAt**, const ublas::matrix< double > &**coordinates**)
- virtual **Score** & **getScore** ()
- virtual ublas::matrix< double > **getLocalCoordinates** () const
- virtual ublas::matrix< double > **traverse** (const ublas::matrix< double > &**globalCoordinates**, **Score** &**score**)
- virtual ublas::matrix< double > **Node::createTransform** ()
- virtual void **clear** ()
- virtual double & **element** (size_t **row**, size_t **column**)
- virtual void **setElement** (size_t **row**, size_t **column**, double **value**)
- virtual void **addChild** (**Node** ***node**)

Public Attributes

- std::string **importFilename**
- std::vector< **Node** * > **children**

Protected Attributes

- **Score** **score**
- ublas::matrix< double > **localCoordinates**

Private Member Functions

- void **iterate** (int **depth**, size_t **p**, const **Event** &**event**, double **weight**)

Private Attributes

- std::vector< ublas::matrix< double > > **transformations**
- ublas::matrix< double > **weights**
- int **depth**

34.39.1. Constructor & Destructor Documentation

csound::MCRM::MCRM ()

virtual csound::MCRM::~~MCRM () [virtual]

34.39.2. Member Function Documentation

virtual void csound::Node::addChild (Node * *node*) [virtual, inherited]

virtual void csound::Node::clear () [virtual, inherited]

Reimplemented in **csound::Lindenmayer** (p. 1181), and **csound::MusicModel** (p. 1213).

virtual double& csound::Node::element (size_t *row*, size_t *column*) [virtual, inherited]

void csound::MCRM::generate ()

virtual ublas::matrix<double> csound::Node::getLocalCoordinates () const [virtual, inherited]

Returns the local transformation of coordinate system.

Reimplemented in **csound::Random** (p. 1239).

virtual Score& csound::ScoreNode::getScore () [virtual, inherited]

void csound::MCRM::iterate (int *depth*, size_t *p*, const Event & *event*, double *weight*)
[private]

virtual ublas::matrix<double> csound::Node::Node::createTransform () [virtual, inherited]

virtual void csound::MCRM::produceOrTransform (Score & *score*, size_t *beginAt*, size_t *endAt*, const ublas::matrix< double > & *coordinates*) [virtual]

The default implementation does nothing.

Reimplemented from **csound::ScoreNode** (p. 1273).

void csound::MCRM::resize (size_t transformations)

void csound::MCRM::setDepth (int depth)

virtual void csound::Node::setElement (size_t row, size_t column, double value) [virtual, inherited]

void csound::MCRM::setTransformationElement (size_t index, size_t row, size_t column, double value)

void csound::MCRM::setWeight (size_t precursor, size_t successor, double weight)

virtual ublas::matrix<double> csound::Node::traverse (const ublas::matrix< double > & globalCoordinates, Score & score) [virtual, inherited]

The default implementation postconcatenates its own local coordinate system with the global coordinates, then passes the score and the product of coordinate systems to each child, thus performing a depth-first traversal of the music graph.

Reimplemented in **csound::Hocket** (p. 1163).

34.39.3. Member Data Documentation

std::vector<Node *> csound::Node::children [inherited]

Child Nodes, if any.

Definition at line 57 of file Node.hpp.

int csound::MCRM::depth [private]

Definition at line 46 of file MCRM.hpp.

std::string csound::ScoreNode::importFilename [inherited]

Definition at line 49 of file ScoreNode.hpp.

ublas::matrix<double> csound::Node::localCoordinates [protected, inherited]

Definition at line 52 of file Node.hpp.

Score csound::ScoreNode::score [protected, inherited]

Definition at line 47 of file ScoreNode.hpp.

std::vector< ublas::matrix<double> > csound::MCRM::transformations [private]

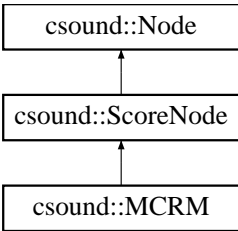
Definition at line 42 of file MCRM.hpp.

ublas::matrix<double> csound::MCRM::weights [private]

Definition at line 44 of file MCRM.hpp.

The documentation for this class was generated from the following file:

- `frontends/CsoundVST/MCRM.hpp`



34.40. MEMFIL Struct Reference

```
#include <csoundCore.h>
```

Public Attributes

- char **filename** [256]
- char * **beginp**
- char * **endp**
- long **length**
- MEMFIL * **next**

34.40.1. Member Data Documentation

char* MEMFIL::beginp

Definition at line 449 of file `csoundCore.h`.

char* MEMFIL::endp

Definition at line 450 of file `csoundCore.h`.

char MEMFIL::filename[256]

Definition at line 448 of file `csoundCore.h`.

long MEMFIL::length

Definition at line 451 of file `csoundCore.h`.

struct MEMFIL* MEMFIL::next

Definition at line 452 of file `csoundCore.h`.

The documentation for this struct was generated from the following file:

- `H/csoundCore.h`

34.41. csound::MidiEvent Class Reference

```
#include <Midifile.hpp>
```

34.41.1. Detailed Description

This class is used to store ALL Midi messages.

Definition at line 83 of file Midifile.hpp.

Public Member Functions

- **MidiEvent** (void)
- virtual **~MidiEvent** (void)
- virtual void **read** (std::istream &stream, **MidiFile** &midiFile)
- virtual void **write** (std::ostream &stream, **MidiFile** &midiFile, int lastTick)
- virtual int **getStatus** (void)
- virtual int **getStatusNybble** (void)
- virtual int **getChannelNybble** (void)
- virtual int **getKey** (void)
- virtual int **getVelocity** (void)
- virtual int **getMetaType** (void)
- virtual unsigned char **getMetaData** (int i)
- virtual size_t **getMetaSize** (void)
- virtual unsigned char **read** (std::istream &stream)
- virtual bool **isChannelVoiceMessage** ()
- virtual bool **isNoteOn** (void)
- virtual bool **isNoteOff** (void)
- virtual bool **isMatchingNoteOff** (**MidiEvent** &offEvent)

Public Attributes

- int **ticks**
- double **time**

Friends

- bool **operator<** (const **MidiEvent** &a, **MidiEvent** &b)

34.41.2. Constructor & Destructor Documentation

csound::MidiEvent::MidiEvent (void)

virtual csound::MidiEvent::~~MidiEvent (void) [virtual]

34.41.3. Member Function Documentation

virtual int csound::MidiEvent::getChannelNybble (void) [virtual]

virtual int csound::MidiEvent::getKey (void) [virtual]

virtual unsigned char csound::MidiEvent::getMetaData (int *i*) [virtual]

virtual size_t csound::MidiEvent::getMetaSize (void) [virtual]

virtual int csound::MidiEvent::getMetaType (void) [virtual]

virtual int csound::MidiEvent::getStatus (void) [virtual]

virtual int csound::MidiEvent::getStatusNybble (void) [virtual]

virtual int csound::MidiEvent::getVelocity (void) [virtual]

virtual bool csound::MidiEvent::isChannelVoiceMessage () [virtual]

virtual bool csound::MidiEvent::isMatchingNoteOff (MidiEvent & *offEvent*) [virtual]

virtual bool csound::MidiEvent::isNoteOff (void) [virtual]

virtual bool csound::MidiEvent::isNoteOn (void) [virtual]

virtual unsigned char csound::MidiEvent::read (std::istream & *stream*) [virtual]

virtual void csound::MidiEvent::read (std::istream & *stream*, MidiFile & *midiFile*)
[virtual]

virtual void csound::MidiEvent::write (std::ostream & *stream*, MidiFile & *midiFile*, int *lastTick*) [virtual]

34.41.4. Friends And Related Function Documentation

bool operator< (const MidiEvent & *a*, MidiEvent & *b*) [friend]

34.41.5. Member Data Documentation

int csound::MidiEvent::ticks

Definition at line 86 of file Midifile.hpp.

double csound::MidiEvent::time

Definition at line 87 of file Midifile.hpp.

The documentation for this class was generated from the following file:

34. *Csound and CsoundVST Class Documentation*

- frontends/CsoundVST/**Midifile.hpp**

34.42. *csound::MidiFile Class Reference*

```
#include <Midifile.hpp>
```

34.42.1. Detailed Description

Reads and writes format 0 and format 1 standard MIDI files.

Definition at line 127 of file Midifile.hpp.

Public Types

- enum `MidiEventTypes` {
 - `CHANNEL_NOTE_OFF` = 0x80, `CHANNEL_NOTE_ON` = 0x90,
 - `CHANNEL_KEY_PRESSURE` = 0xa0, `CHANNEL_CONTROL_CHANGE` = 0xb0,
 - `CHANNEL_PROGRAM_CHANGE` = 0xc0, `CHANNEL_AFTER_TOUCH` = 0xd0,
 - `CHANNEL_PITCH_BEND` = 0xe0, `SYSTEM_EXCLUSIVE` = 0xf0,
 - `SYSTEM_MIDI_TIME_CODE` = 0xf1, `SYSTEM_SONG_POSITION_POINTER` = 0xf2,
 - `SYSTEM_SONG_SELECT` = 0xf3, `SYSTEM_TUNE_REQUEST` = 0xf6,
 - `SYSTEM_END_OF_EXCLUSIVE` = 0xf7, `SYSTEM_TIMING_CLOCK` = 0xf8,
 - `SYSTEM_START` = 0xfa, `SYSTEM_CONTINUE` = 0xfb,
 - `SYSTEM_STOP` = 0xfc, `SYSTEM_ACTIVE_SENSING` = 0xfe, `META_EVENT` = 0xff }
- enum `MetaEventTypes` {
 - `META_SEQUENCE_NUMBER` = 0x00, `META_TEXT_EVENT` = 0x01,
 - `META_COPYRIGHT_NOTICE` = 0x02, `META_SEQUENCE_NAME` = 0x03,
 - `META_INSTRUMENT_NAME` = 0x04, `META_LYRIC` = 0x05, `META_MARKER` = 0x06,
 - `META_CUE_POINT` = 0x07,
 - `META_CHANNEL_PREFIX` = 0x20, `META_END_OF_TRACK` = 0x2f,
 - `META_SET_TEMPO` = 0x51, `META_SMPTE_OFFSET` = 0x54,
 - `META_TIME_SIGNATURE` = 0x58, `META_KEY_SIGNATURE` = 0x59,
 - `META_SEQUENCER_SPECIFIC` = 0x74 }
- enum `MidiControllers` {
 - `CONTROLLER_MOD_WHEEL` = 1, `CONTROLLER_BREATH` = 2,
 - `CONTROLLER_FOOT` = 4, `CONTROLLER_BALANCE` = 8,
 - `CONTROLLER_PAN` = 10, `CONTROLLER_EXPRESSION` = 11,
 - `CONTROLLER_DAMPER_PEDAL` = 0x40, `CONTROLLER_PORTAMENTO` = 0x41,
 - `CONTROLLER_SOSTENUTO` = 0x42, `CONTROLLER_SOFT_PEDAL` = 0x43,
 - `CONTROLLER_GENERAL_4` = 0x44, `CONTROLLER_HOLD_2` = 0x45,
 - `CONTROLLER_7GENERAL_5` = 0x50, `CONTROLLER_GENERAL_6` = 0x51,
 - `CONTROLLER_GENERAL_7` = 0x52, `CONTROLLER_GENERAL_8` = 0x53,
 - `CONTROLLER_TREMOLO_DEPTH` = 0x5c, `CONTROLLER_CHORUS_DEPTH` = 0x5d,
 - `CONTROLLER_DETUNE` = 0x5e, `CONTROLLER_PHASER_DEPTH` = 0x5f,

```
CONTROLLER_DATA_INC = 0x60, CONTROLLER_DATA_DEC = 0x61,  
CONTROLLER_NON_REG_LSB = 0x62, CONTROLLER_NON_REG_-  
MSB = 0x63,  
CONTROLLER_REG_LSB = 0x64, CONTROLLER_REG_MSG = 0x65,  
CONTROLLER_CONTINUOUS_AFTERTOUCH = 128 }
```

Public Member Functions

- void **computeTimes** (void)
- **MidiFile** (void)
- virtual **~MidiFile** (void)
- virtual void **clear** (void)
- virtual void **read** (std::istream &stream)
- virtual void **write** (std::ostream &stream)
- virtual void **load** (std::string filename)
- virtual void **save** (std::string filename)
- virtual void **dump** (std::ostream &stream)
- virtual void **sort** (void)

Static Public Member Functions

- int **readVariableLength** (std::istream &stream)
- void **writeVariableLength** (std::ostream &stream, int value)
- int **toInt** (int c1, int c2, int c3, int c4)
- short **toShort** (int c1, int c2)
- int **readInt** (std::istream &stream)
- void **writeInt** (std::ostream &stream, int value)
- short **readShort** (std::istream &stream)
- void **writeShort** (std::ostream &stream, short value)
- int **chunkName** (int a, int b, int c, int d)

Public Attributes

- int **currentTick**
- double **currentTime**
- double **currentSecondsPerTick**
- double **microsecondsPerQuarterNote**
- unsigned char **lastStatus**
- **MidiHeader** **midiHeader**
- **TempoMap** **tempoMap**
- std::vector< **MidiTrack** > **midiTracks**

34.42.2. Member Enumeration Documentation

enum `csound::MidiFile::MetaEventTypes`

Enumeration values:

```
META_SEQUENCE_NUMBER  
META_TEXT_EVENT  
META_COPYRIGHT_NOTICE
```

META_SEQUENCE_NAME
META_INSTRUMENT_NAME
META_LYRIC
META_MARKER
META_CUE_POINT
META_CHANNEL_PREFIX
META_END_OF_TRACK
META_SET_TEMPO
META_SMPTE_OFFSET
META_TIME_SIGNATURE
META_KEY_SIGNATURE
META_SEQUENCER_SPECIFIC

Definition at line 151 of file Midifile.hpp.

enum *csound::MidiFile::MidiControllers*

Enumeration values:

CONTROLLER_MOD_WHEEL
CONTROLLER_BREATH
CONTROLLER_FOOT
CONTROLLER_BALANCE
CONTROLLER_PAN
CONTROLLER_EXPRESSION
CONTROLLER_DAMPER_PEDAL
CONTROLLER_PORTAMENTO
CONTROLLER_SOSTENUTO
CONTROLLER_SOFT_PEDAL
CONTROLLER_GENERAL_4
CONTROLLER_HOLD_2
CONTROLLER_7GENERAL_5
CONTROLLER_GENERAL_6
CONTROLLER_GENERAL_7
CONTROLLER_GENERAL_8
CONTROLLER_TREMOLO_DEPTH
CONTROLLER_CHORUS_DEPTH
CONTROLLER_DETUNE
CONTROLLER_PHASER_DEPTH
CONTROLLER_DATA_INC
CONTROLLER_DATA_DEC
CONTROLLER_NON_REG_LSB
CONTROLLER_NON_REG_MSB
CONTROLLER_REG_LSB
CONTROLLER_REG_MSG
CONTROLLER_CONTINUOUS_AFTERTOUC

Definition at line 168 of file Midifile.hpp.

enum csound::MidiFile::MidiEventTypes

Enumeration values:

CHANNEL_NOTE_OFF

CHANNEL_NOTE_ON

CHANNEL_KEY_PRESSURE

CHANNEL_CONTROL_CHANGE

CHANNEL_PROGRAM_CHANGE

CHANNEL_AFTER_TOUCH

CHANNEL_PITCH_BEND

SYSTEM_EXCLUSIVE

SYSTEM_MIDI_TIME_CODE

SYSTEM_SONG_POSITION_POINTER

SYSTEM_SONG_SELECT

SYSTEM_TUNE_REQUEST

SYSTEM_END_OF_EXCLUSIVE

SYSTEM_TIMING_CLOCK

SYSTEM_START

SYSTEM_CONTINUE

SYSTEM_STOP

SYSTEM_ACTIVE_SENSING

META_EVENT

Definition at line 130 of file Midifile.hpp.

34.42.3. Constructor & Destructor Documentation

csound::MidiFile::MidiFile (void)

virtual csound::MidiFile::~~MidiFile (void) [virtual]

34.42.4. Member Function Documentation

int csound::MidiFile::chunkName (int *a*, int *b*, int *c*, int *d*) [static]

virtual void csound::MidiFile::clear (void) [virtual]

void csound::MidiFile::computeTimes (void)

virtual void csound::MidiFile::dump (std::ostream & *stream*) [virtual]

virtual void csound::MidiFile::load (std::string *filename*) [virtual]

virtual void csound::MidiFile::read (std::istream & *stream*) [virtual]

int csound::MidiFile::readInt (std::istream & *stream*) [static]

short csound::MidiFile::readShort (std::istream & *stream*) [static]

int csound::MidiFile::readVariableLength (std::istream & *stream*) [static]

virtual void csound::MidiFile::save (std::string *filename*) [virtual]

virtual void csound::MidiFile::sort (void) [virtual]

int csound::MidiFile::toInt (int *c1*, int *c2*, int *c3*, int *c4*) [static]

short csound::MidiFile::toShort (int *c1*, int *c2*) [static]

virtual void csound::MidiFile::write (std::ostream & *stream*) [virtual]

void csound::MidiFile::writeInt (std::ostream & *stream*, int *value*) [static]

void csound::MidiFile::writeShort (std::ostream & *stream*, short *value*) [static]

void csound::MidiFile::writeVariableLength (std::ostream & *stream*, int *value*) [static]

34.42.5. Member Data Documentation

double csound::MidiFile::currentSecondsPerTick

Definition at line 212 of file Midifile.hpp.

int csound::MidiFile::currentTick

Definition at line 210 of file Midifile.hpp.

double csound::MidiFile::currentTime

Definition at line 211 of file Midifile.hpp.

unsigned char csound::MidiFile::lastStatus

Definition at line 214 of file Midifile.hpp.

double csound::MidiFile::microsecondsPerQuarterNote

Definition at line 213 of file Midifile.hpp.

MidiHeader csound::MidiFile::midiHeader

Definition at line 215 of file Midifile.hpp.

std::vector<MidiTrack> csound::MidiFile::midiTracks

Definition at line 217 of file Midifile.hpp.

TempoMap csound::MidiFile::tempoMap

Definition at line 216 of file Midifile.hpp.

The documentation for this class was generated from the following file:

- frontends/CsoundVST/Midifile.hpp

34.43. *csound::MidiHeader* Class Reference

```
#include <Midifile.hpp>
```

Inheritance diagram for *csound::MidiHeader*:

Public Member Functions

- **MidiHeader** (void)
- virtual **~MidiHeader** (void)
- virtual void **clear** (void)
- virtual void **read** (std::istream &stream)
- virtual void **write** (std::ostream &stream)
- virtual void **markChunkSize** (std::ostream &stream)
- virtual void **markChunkStart** (std::ostream &stream)
- virtual void **markChunkEnd** (std::ostream &stream)

Public Attributes

- short **type**
- short **trackCount**
- short **timeFormat**
- int **id**
- int **chunkSize**
- int **chunkSizePosition**
- int **chunkStart**
- int **chunkEnd**

34.43.1. Constructor & Destructor Documentation

csound::MidiHeader::MidiHeader (void)

virtual **csound::MidiHeader::~~MidiHeader** (void) [virtual]

34.43.2. Member Function Documentation

virtual void **csound::MidiHeader::clear** (void) [virtual]

virtual void **csound::Chunk::markChunkEnd** (std::ostream & *stream*) [virtual, inherited]

virtual void **csound::Chunk::markChunkSize** (std::ostream & *stream*) [virtual, inherited]

virtual void **csound::Chunk::markChunkStart** (std::ostream & *stream*) [virtual, inherited]

virtual void **csound::MidiHeader::read** (std::istream & *stream*) [virtual]

Reimplemented from **csound::Chunk** (p. 1208).

virtual void **csound::MidiHeader::write** (std::ostream & *stream*) [virtual]

Reimplemented from **csound::Chunk** (p. 1209).

34.43.3. Member Data Documentation

int csound::Chunk::chunkEnd [inherited]

Definition at line 57 of file Midifile.hpp.

int csound::Chunk::chunkSize [inherited]

Definition at line 54 of file Midifile.hpp.

int csound::Chunk::chunkSizePosition [inherited]

Definition at line 55 of file Midifile.hpp.

int csound::Chunk::chunkStart [inherited]

Definition at line 56 of file Midifile.hpp.

int csound::Chunk::id [inherited]

Definition at line 53 of file Midifile.hpp.

short csound::MidiHeader::timeFormat

Definition at line 72 of file Midifile.hpp.

short csound::MidiHeader::trackCount

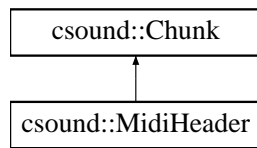
Definition at line 71 of file Midifile.hpp.

short csound::MidiHeader::type

Definition at line 70 of file Midifile.hpp.

The documentation for this class was generated from the following file:

- frontends/CsoundVST/Midifile.hpp



34.44. csound::MidiTrack Class Reference

```
#include <Midifile.hpp>
```

Inheritance diagram for csound::MidiTrack::

Public Member Functions

- **MidiTrack** (void)
- virtual **~MidiTrack** (void)
- virtual void **read** (std::istream &stream, **MidiFile** &midiFile)
- virtual void **write** (std::ostream &stream, **MidiFile** &midiFile)
- virtual void **sort** (void)
- virtual void **read** (std::istream &stream)
- virtual void **write** (std::ostream &stream)
- virtual void **markChunkSize** (std::ostream &stream)
- virtual void **markChunkStart** (std::ostream &stream)
- virtual void **markChunkEnd** (std::ostream &stream)

Public Attributes

- int **id**
- int **chunkSize**
- int **chunkSizePosition**
- int **chunkStart**
- int **chunkEnd**

34.44.1. Constructor & Destructor Documentation

csound::MidiTrack::MidiTrack (void)

virtual csound::MidiTrack::~~MidiTrack (void) [virtual]

34.44.2. Member Function Documentation

virtual void csound::Chunk::markChunkEnd (std::ostream & stream) [virtual, inherited]

virtual void csound::Chunk::markChunkSize (std::ostream & stream) [virtual, inherited]

virtual void csound::Chunk::markChunkStart (std::ostream & stream) [virtual, inherited]

virtual void csound::Chunk::read (std::istream & stream) [virtual, inherited]

Reimplemented in **csound::MidiHeader** (p. 1205).

virtual void *csound::MidiTrack::read* (std::istream & *stream*, MidiFile & *midiFile*)
[virtual]

virtual void *csound::MidiTrack::sort* (void) [virtual]

virtual void *csound::Chunk::write* (std::ostream & *stream*) [virtual, inherited]

Reimplemented in *csound::MidiHeader* (p. 1205).

virtual void *csound::MidiTrack::write* (std::ostream & *stream*, MidiFile & *midiFile*)
[virtual]

34.44.3. Member Data Documentation

int *csound::Chunk::chunkEnd* [inherited]

Definition at line 57 of file *Midifile.hpp*.

int *csound::Chunk::chunkSize* [inherited]

Definition at line 54 of file *Midifile.hpp*.

int *csound::Chunk::chunkSizePosition* [inherited]

Definition at line 55 of file *Midifile.hpp*.

int *csound::Chunk::chunkStart* [inherited]

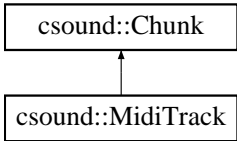
Definition at line 56 of file *Midifile.hpp*.

int *csound::Chunk::id* [inherited]

Definition at line 53 of file *Midifile.hpp*.

The documentation for this class was generated from the following file:

- *frontends/CsoundVST/Midifile.hpp*



34.45. monblk Struct Reference

```
#include <csoundCore.h>
```

Public Attributes

- short `pch`
- `monblk *` `prv`

34.45.1. Member Data Documentation

short monblk::pch

Definition at line 246 of file `csoundCore.h`.

struct monblk* monblk::prv

Definition at line 247 of file `csoundCore.h`.

The documentation for this struct was generated from the following file:

- `H/csoundCore.h`

34.46. csound::MusicModel Class Reference

```
#include <MusicModel.hpp>
```

Inheritance diagram for csound::MusicModel:

34.46.1. Detailed Description

Base class for compositions that use the principle of a music graph to generate a score. A music graph is a directed acyclic graph of nodes including empty nodes, nodes that contain only child nodes, score nodes, event generator nodes, event transformer nodes, and others. Each node is associated with a local transformation of coordinate system in music space using a 12 x 12 homogeneous matrix. To generate the score, the music graph is traversed depth first, and each node postconcatenates its local transformation of coordinate system with the coordinate system of its parent to derive a new local coordinate system, which is applied to all child events.

Definition at line 54 of file MusicModel.hpp.

Public Member Functions

- **MusicModel** ()
- virtual **~MusicModel** ()
- virtual void **initialize** ()
- virtual void **generate** ()
- virtual void **clear** ()
- virtual std::string **getFilename** () const
- virtual void **setFilename** (std::string filename)
- virtual std::string **getMidiFilename** ()
- virtual std::string **getOutputSoundfileName** ()
- virtual long **getThis** ()
- virtual void **render** ()
- virtual void **perform** ()
- virtual **Score** & **getScore** ()
- virtual void **setCppSound** (CppSound *orchestra)
- virtual **CppSound** * **getCppSound** ()
- virtual void **write** (const char *text)
- virtual void **setTonesPerOctave** (double tonesPerOctave)
- virtual double **getTonesPerOctave** () const
- virtual void **setConformPitches** (bool conformPitches)
- virtual bool **getConformPitches** () const
- virtual ublas::matrix< double > **getLocalCoordinates** () const
- virtual ublas::matrix< double > **traverse** (const ublas::matrix< double > &globalCoordinates, **Score** &score)
- virtual void **produceOrTransform** (**Score** &score, size_t beginAt, size_t endAt, const ublas::matrix< double > &coordinates)
- virtual ublas::matrix< double > **Node::createTransform** ()
- virtual double & **element** (size_t row, size_t column)
- virtual void **setElement** (size_t row, size_t column, double value)
- virtual void **addChild** (**Node** *node)

Static Public Member Functions

- std::string **generateFilename** ()

Public Attributes

- `std::vector< Node * > children`

Protected Attributes

- `Score score`
- `double tonesPerOctave`
- `bool conformPitches`
- `CppSound cppSound_`
- `CppSound * cppSound`
- `ublas::matrix< double > localCoordinates`

Private Attributes

- `std::string filename`

34.46.2. Constructor & Destructor Documentation

`csound::MusicModel::MusicModel ()`

`virtual csound::MusicModel::~~MusicModel () [virtual]`

34.46.3. Member Function Documentation

`virtual void csound::Node::addChild (Node * node) [virtual, inherited]`

`virtual void csound::MusicModel::clear () [virtual]`

Clear all contents of this. Probably should be overridden in derived classes.

Reimplemented from `csound::Composition` (p. 1065).

`virtual double& csound::Node::element (size_t row, size_t column) [virtual, inherited]`

`virtual void csound::MusicModel::generate () [virtual]`

Generate performance events and store them in the score. Must be overridden in derived classes.

Reimplemented from `csound::Composition` (p. 1066).

`std::string csound::MusicModel::generateFilename () [static]`

`virtual bool csound::Composition::getConformPitches () const [virtual, inherited]`

`virtual CppSound* csound::Composition::getCppSound () [virtual, inherited]`

Return the self-contained Orchestra.

virtual std::string csound::MusicModel::getFilename () const [virtual]

virtual ublas::matrix<double> csound::Node::getLocalCoordinates () const [virtual, inherited]

Returns the local transformation of coordinate system.

Reimplemented in **csound::Random** (p. 1239).

virtual std::string csound::MusicModel::getMidiFilename () [virtual]

virtual std::string csound::MusicModel::getOutputSoundfileName () [virtual]

virtual Score& csound::Composition::getScore () [virtual, inherited]

Return the self-contained **Score**(p. 1249).

virtual long csound::MusicModel::getThis () [virtual]

virtual double csound::Composition::getTonesPerOctave () const [virtual, inherited]

virtual void csound::MusicModel::initialize () [virtual]

virtual ublas::matrix<double> csound::Node::Node::createTransform () [virtual, inherited]

virtual void csound::Composition::perform () [virtual, inherited]

Uses **csound** to perform the current score.

virtual void csound::Node::produceOrTransform (Score & score, size_t beginAt, size_t endAt, const ublas::matrix< double > & coordinates) [virtual, inherited]

The default implementation does nothing.

Reimplemented in **csound::Cell** (p. 1059), **csound::Hocket** (p. 1163), **csound::MCRM** (p. 1191), **csound::Random** (p. 1239), **csound::Rescale** (p. 1245), and **csound::ScoreNode** (p. 1273).

virtual void csound::Composition::render () [virtual, inherited]

Convenience function that erases the existing score, invokes **generate()**(p. 1066), and invokes **perform()**(p. 1214).

virtual void csound::Composition::setConformPitches (bool conformPitches) [virtual, inherited]

virtual void csound::Composition::setCppSound (CppSound * orchestra) [virtual, inherited]

Sets the self-contained **Orchestra**.

virtual void `csound::Node::setElement` (`size_t row`, `size_t column`, `double value`) [virtual, inherited]

virtual void `csound::MusicModel::setFilename` (`std::string filename`) [virtual]

virtual void `csound::Composition::setTonesPerOctave` (`double tonesPerOctave`) [virtual, inherited]

virtual `ublas::matrix<double>` `csound::Node::traverse` (`const ublas::matrix< double > & globalCoordinates`, `Score & score`) [virtual, inherited]

The default implementation postconcatenates its own local coordinate system with the global coordinates, then passes the score and the product of coordinate systems to each child, thus performing a depth-first traversal of the music graph.

Reimplemented in `csound::Hocket` (p. 1163).

virtual void `csound::Composition::write` (`const char * text`) [virtual, inherited]

Write as if to stdout or stderr.

34.46.4. Member Data Documentation

`std::vector<Node *>` `csound::Node::children` [inherited]

Child Nodes, if any.

Definition at line 57 of file Node.hpp.

`bool` `csound::Composition::conformPitches` [protected, inherited]

Definition at line 48 of file Composition.hpp.

`CppSound*` `csound::Composition::cppSound` [protected, inherited]

Definition at line 50 of file Composition.hpp.

`CppSound` `csound::Composition::cppSound_` [protected, inherited]

Definition at line 49 of file Composition.hpp.

`std::string` `csound::MusicModel::filename` [private]

Definition at line 58 of file MusicModel.hpp.

`ublas::matrix<double>` `csound::Node::localCoordinates` [protected, inherited]

Definition at line 52 of file Node.hpp.

`Score` `csound::Composition::score` [protected, inherited]

Definition at line 46 of file Composition.hpp.

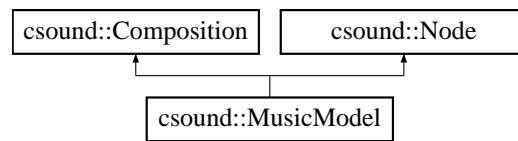
34. Csound and CsoundVST Class Documentation

double **csound::Composition::tonesPerOctave** [protected, inherited]

Definition at line 47 of file Composition.hpp.

The documentation for this class was generated from the following file:

- frontends/CsoundVST/**MusicModel.hpp**



34.47. csound::Node Class Reference

```
#include <Node.hpp>
```

Inheritance diagram for csound::Node:

34.47.1. Detailed Description

Base class for all music graph nodes in the Silence system. Nodes can transform silence::Events produced by child nodes. Nodes can produce silence::Events.

Definition at line 49 of file Node.hpp.

Public Member Functions

- **Node** ()
- virtual **~Node** ()
- virtual ublas::matrix< double > **getLocalCoordinates** () const
- virtual ublas::matrix< double > **traverse** (const ublas::matrix< double > &globalCoordinates, **Score** &score)
- virtual void **produceOrTransform** (**Score** &score, size_t beginAt, size_t endAt, const ublas::matrix< double > &coordinates)
- virtual ublas::matrix< double > **Node::createTransform** ()
- virtual void **clear** ()
- virtual double & **element** (size_t row, size_t column)
- virtual void **setElement** (size_t row, size_t column, double value)
- virtual void **addChild** (**Node** *node)

Public Attributes

- std::vector< **Node** * > **children**

Protected Attributes

- ublas::matrix< double > **localCoordinates**

34.47.2. Constructor & Destructor Documentation

csound::Node::Node ()

virtual csound::Node::~~Node () [virtual]

34.47.3. Member Function Documentation

virtual void csound::Node::addChild (**Node** * *node*) [virtual]

virtual void csound::Node::clear () [virtual]

Reimplemented in **csound::Lindenmayer** (p. 1181), and **csound::MusicModel** (p. 1213).

virtual double& csound::Node::element (size_t row, size_t column) [virtual]

virtual ublas::matrix<double> csound::Node::getLocalCoordinates () const [virtual]

Returns the local transformation of coordinate system.

Reimplemented in `csound::Random` (p. 1239).

virtual ublas::matrix<double> csound::Node::Node::createTransform () [virtual]

virtual void csound::Node::produceOrTransform (Score & score, size_t beginAt, size_t endAt, const ublas::matrix< double > & coordinates) [virtual]

The default implementation does nothing.

Reimplemented in `csound::Cell` (p. 1059), `csound::Hocket` (p. 1163), `csound::MCRM` (p. 1191), `csound::Random` (p. 1239), `csound::Rescale` (p. 1245), and `csound::ScoreNode` (p. 1273).

virtual void csound::Node::setElement (size_t row, size_t column, double value) [virtual]

virtual ublas::matrix<double> csound::Node::traverse (const ublas::matrix< double > & globalCoordinates, Score & score) [virtual]

The default implementation postconcatenates its own local coordinate system with the global coordinates, then passes the score and the product of coordinate systems to each child, thus performing a depth-first traversal of the music graph.

Reimplemented in `csound::Hocket` (p. 1163).

34.47.4. Member Data Documentation

std::vector<Node *> csound::Node::children

Child Nodes, if any.

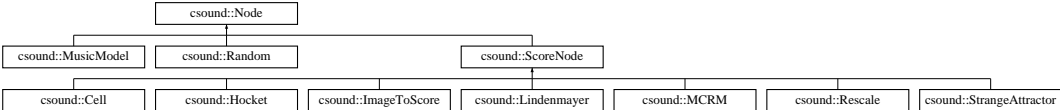
Definition at line 57 of file `Node.hpp`.

ublas::matrix<double> csound::Node::localCoordinates [protected]

Definition at line 52 of file `Node.hpp`.

The documentation for this class was generated from the following file:

- `frontends/CsoundVST/Node.hpp`



34.48. OCTDAT Struct Reference

```
#include <csoundCore.h>
```

Public Attributes

- MYFLT * **begp**
- MYFLT * **curp**
- MYFLT * **endp**
- MYFLT **feedback** [6]
- long **scount**

34.48.1. Member Data Documentation

MYFLT* OCTDAT::begp

Definition at line 388 of file csoundCore.h.

MYFLT * OCTDAT::curp

Definition at line 388 of file csoundCore.h.

MYFLT * OCTDAT::endp

Definition at line 388 of file csoundCore.h.

MYFLT OCTDAT::feedback[6]

Definition at line 388 of file csoundCore.h.

long OCTDAT::scount

Definition at line 389 of file csoundCore.h.

The documentation for this struct was generated from the following file:

- H/csoundCore.h

34.49. oentry Struct Reference

```
#include <csoundCore.h>
```

Public Attributes

- char * **opname**
- unsigned short **dsblksiz**
- unsigned short **thread**
- char * **outypes**
- char * **intypes**
- SUBR **iopadr**
- SUBR **kopadr**
- SUBR **aopadr**
- SUBR **dopadr**
- void * **useropinfo**
- int **prvnum**

34.49.1. Member Data Documentation

SUBR **oentry::aopadr**

Definition at line 376 of file csoundCore.h.

SUBR **oentry::dopadr**

Deinitialization function pointer; if not null, called during cleanup on each opcode instance; useful for deallocating memory or other resources managed by the opcode.

Definition at line 382 of file csoundCore.h.

unsigned short oentry::dsblksiz

Definition at line 370 of file csoundCore.h.

char* oentry::intypes

Definition at line 373 of file csoundCore.h.

SUBR **oentry::iopadr**

Definition at line 374 of file csoundCore.h.

SUBR **oentry::kopadr**

Definition at line 375 of file csoundCore.h.

char* oentry::opname

Definition at line 369 of file csoundCore.h.

char* oentry::outypes

Definition at line 372 of file `csoundCore.h`.

int oentry::prvnum

Definition at line 384 of file `csoundCore.h`.

unsigned short oentry::thread

Definition at line 371 of file `csoundCore.h`.

void* oentry::useropinfo

Definition at line 383 of file `csoundCore.h`.

The documentation for this struct was generated from the following file:

- `H/csoundCore.h`

34.50. op Struct Reference

```
#include <csoundCore.h>
```

Public Attributes

- **op * nxtop**
- **TEXT t**

34.50.1. Member Data Documentation

struct op* op::nxtop

Definition at line 229 of file csoundCore.h.

TEXT op::t

Definition at line 230 of file csoundCore.h.

The documentation for this struct was generated from the following file:

- **H/csoundCore.h**

34.51. OPARMS Struct Reference

```
#include <csoundCore.h>
```

Public Attributes

- int **odebug**
- int **initonly**
- int **sfread**
- int **sfwrite**
- int **sfheader**
- int **filetyp**
- int **inbufsamps**
- int **outbufsamps**
- int **informat**
- int **outformat**
- int **insampsiz**
- int **sfsampsize**
- int **displays**
- int **graphsuff**
- int **postscript**
- int **msglevel**
- int **Beatmode**
- int **cmdTempo**
- int **oMaxLag**
- int **usingcscore**
- int **Linein**
- int **Midiin**
- int **FMidiin**
- int **OrcEvs**
- int **RTevents**
- int **ksensing**
- int **ringbell**
- int **termifend**
- int **stdoutfd**
- int **rewrt_hdr**
- int **heartbeat**
- int **gen01defer**
- long **sr_override**
- long **kr_override**
- long **instxtcount**
- long **optxtsize**
- long **poolcount**
- long **gblfixed**
- long **gblacount**
- long **argoffsize**
- long **strargsize**
- long **filnamsize**
- char * **argoffspace**
- char * **strargspace**
- char * **filnamspace**
- char * **infilename**

- char * **outfilename**
- char * **playscore**
- char * **Linename**
- char * **Midiname**
- char * **FMidiname**

34.51.1. Member Data Documentation

long OPARMS::argoffsize

Definition at line 152 of file csoundCore.h.

char* OPARMS::argoffspace

Definition at line 153 of file csoundCore.h.

int OPARMS::Beatmode

Definition at line 140 of file csoundCore.h.

int OPARMS::cmdTempo

Definition at line 140 of file csoundCore.h.

int OPARMS::displays

Definition at line 139 of file csoundCore.h.

int OPARMS::filetyp

Definition at line 135 of file csoundCore.h.

long OPARMS::filnamsize

Definition at line 152 of file csoundCore.h.

char * OPARMS::filnamspace

Definition at line 153 of file csoundCore.h.

int OPARMS::FMidiin

Definition at line 141 of file csoundCore.h.

char * OPARMS::FMidiname

Definition at line 155 of file csoundCore.h.

long OPARMS::gblacount

Definition at line 151 of file csoundCore.h.

long OPARMS::gblfixed

Definition at line 151 of file csoundCore.h.

int OPARMS::gen01defer

Definition at line 145 of file csoundCore.h.

int OPARMS::graphsoff

Definition at line 139 of file csoundCore.h.

int OPARMS::heartbeat

Definition at line 145 of file csoundCore.h.

int OPARMS::inbufsamps

Definition at line 136 of file csoundCore.h.

char* OPARMS::infilename

Definition at line 154 of file csoundCore.h.

int OPARMS::informat

Definition at line 137 of file csoundCore.h.

int OPARMS::initonly

Definition at line 134 of file csoundCore.h.

int OPARMS::insampsiz

Definition at line 138 of file csoundCore.h.

long OPARMS::instxtcount

Definition at line 150 of file csoundCore.h.

long OPARMS::kr_override

Definition at line 149 of file csoundCore.h.

int OPARMS::ksensing

Definition at line 143 of file csoundCore.h.

int OPARMS::Linein

Definition at line 141 of file csoundCore.h.

char* OPARMS::Linename

Definition at line 155 of file csoundCore.h.

int OPARMS::Midiin

Definition at line 141 of file csoundCore.h.

char * OPARMS::Midiname

Definition at line 155 of file csoundCore.h.

int OPARMS::msglevel

Definition at line 139 of file csoundCore.h.

int OPARMS::odebug

Definition at line 134 of file csoundCore.h.

int OPARMS::oMaxLag

Definition at line 140 of file csoundCore.h.

long OPARMS::optxtsize

Definition at line 150 of file csoundCore.h.

int OPARMS::OrcEvts

Definition at line 142 of file csoundCore.h.

int OPARMS::outbufsamps

Definition at line 136 of file csoundCore.h.

char * OPARMS::outfilename

Definition at line 154 of file csoundCore.h.

int OPARMS::outformat

Definition at line 137 of file csoundCore.h.

char * OPARMS::playscore

Definition at line 154 of file csoundCore.h.

long OPARMS::poolcount

Definition at line 151 of file csoundCore.h.

int OPARMS::postscript

Definition at line 139 of file csoundCore.h.

int OPARMS::rewrt_hdr

Definition at line 145 of file csoundCore.h.

int OPARMS::ringbell

Definition at line 144 of file csoundCore.h.

int OPARMS::RTevents

Definition at line 143 of file csoundCore.h.

int OPARMS::sfheader

Definition at line 135 of file csoundCore.h.

int OPARMS::sfread

Definition at line 135 of file csoundCore.h.

int OPARMS::sfsampsize

Definition at line 138 of file csoundCore.h.

int OPARMS::sfwrite

Definition at line 135 of file csoundCore.h.

long OPARMS::sr_override

Definition at line 149 of file csoundCore.h.

int OPARMS::stdoutfd

Definition at line 144 of file csoundCore.h.

long OPARMS::strargsize

Definition at line 152 of file csoundCore.h.

char * OPARMS::strargspace

Definition at line 153 of file csoundCore.h.

int OPARMS::termifend

Definition at line 144 of file csoundCore.h.

int OPARMS::usingcscore

Definition at line 141 of file csoundCore.h.

The documentation for this struct was generated from the following file:

- **H/csoundCore.h**

34.52. OpcodeBase< T > Class Template Reference

```
#include <OpcodeBase.hpp>
```

34.52.1. Detailed Description

```
template<typename T> class OpcodeBase< T >
```

Template base class, or pseudo-virtual base class, for writing Csound opcodes in C++. Derive opcode implementation classes like this:

```
DerivedClass : public OpcodeBase<DerivedClass> { public: // All output fields must be declared
first as MYFLT *: MYFLT *aret1; // All input fields must be declared next as MYFLT *: MYFLT
*iarg1; MYFLT *karg2; MYFLT *aarg3; // All internal state variables must be declared after that:
size_t state1; double state2; MYFLT state3; // Declare and implement only whichever of these
are required: void initialize(); void kontrol()(p. 1232); void audio; void deinitialize(); };
```

Definition at line 32 of file OpcodeBase.hpp.

Public Member Functions

- int **init** ()
- int **kontrol** ()
- int **audio** ()
- int **deinit** ()
- ENVIRON * **cs** ()
- void **log** (const char *format,...)
- void **warn** (const char *format,...)

Static Public Member Functions

- int **init_** (void *opcode)
- int **kontrol_** (void *opcode)
- int **audio_** (void *opcode)
- int **deinit_** (void *opcode)

Public Attributes

- OPDS **h**

34.52.2. Member Function Documentation

```
template<typename T> int OpcodeBase< T >::audio () [inline]
```

Definition at line 51 of file OpcodeBase.hpp.

```
template<typename T> int OpcodeBase< T >::audio_ (void * opcode) [inline, static]
```

Definition at line 55 of file OpcodeBase.hpp.

template<typename T> ENVIRON* OpcodeBase< T >::cs () [inline]

Definition at line 67 of file OpcodeBase.hpp.

References ENVIRON.

template<typename T> int OpcodeBase< T >::deinit () [inline]

Definition at line 59 of file OpcodeBase.hpp.

template<typename T> int OpcodeBase< T >::deinit_ (void * *opcode*) [inline, static]

Definition at line 63 of file OpcodeBase.hpp.

template<typename T> int OpcodeBase< T >::init () [inline]

Definition at line 35 of file OpcodeBase.hpp.

template<typename T> int OpcodeBase< T >::init_ (void * *opcode*) [inline, static]

Definition at line 39 of file OpcodeBase.hpp.

template<typename T> int OpcodeBase< T >::kontrol () [inline]

Definition at line 43 of file OpcodeBase.hpp.

template<typename T> int OpcodeBase< T >::kontrol_ (void * *opcode*) [inline, static]

Definition at line 47 of file OpcodeBase.hpp.

template<typename T> void OpcodeBase< T >::log (const char * *format*, ...) [inline]

Definition at line 71 of file OpcodeBase.hpp.

template<typename T> void OpcodeBase< T >::warn (const char * *format*, ...) [inline]

Definition at line 83 of file OpcodeBase.hpp.

References WARNMSG.

34.52.3. Member Data Documentation

template<typename T> OPDS OpcodeBase< T >::h

Definition at line 98 of file OpcodeBase.hpp.

The documentation for this class was generated from the following file:

- H/OpcodeBase.hpp

34.53. opcodinfo Struct Reference

```
#include <csoundCore.h>
```

Public Attributes

- long **instno**
- char * **name**
- char * **intypes**
- char * **outtypes**
- short **inchns**
- short **outchns**
- short **perf_incnt**
- short **perf_outcnt**
- short * **in_ndx_list**
- short * **out_ndx_list**
- INSTRTXT * **ip**
- opcodinfo * **prv**

34.53.1. Member Data Documentation

short* opcodinfo::in_ndx_list

Definition at line 482 of file csoundCore.h.

short opcodinfo::inchns

Definition at line 481 of file csoundCore.h.

long opcodinfo::instno

Definition at line 479 of file csoundCore.h.

char * opcodinfo::intypes

Definition at line 480 of file csoundCore.h.

INSTRTXT* opcodinfo::ip

Definition at line 483 of file csoundCore.h.

char* opcodinfo::name

Definition at line 480 of file csoundCore.h.

short * opcodinfo::out_ndx_list

Definition at line 482 of file csoundCore.h.

short opcodeinfo::outchns

Definition at line 481 of file csoundCore.h.

char * opcodeinfo::outtypes

Definition at line 480 of file csoundCore.h.

short opcodeinfo::perf_incnt

Definition at line 481 of file csoundCore.h.

short opcodeinfo::perf_outcnt

Definition at line 481 of file csoundCore.h.

struct opcodeinfo* opcodeinfo::prv

Definition at line 484 of file csoundCore.h.

The documentation for this struct was generated from the following file:

- **H/csoundCore.h**

34.54. *opds Struct Reference*

```
#include <csoundCore.h>
```

Public Attributes

- **opds * nxti**
- **opds * nntp**
- **SUBR iopadr**
- **SUBR opadr**
- **SUBR dopadr**
- **OPTXT * optext**
- **INSDS * insdshead**

34.54.1. Member Data Documentation

SUBR *opds::dopadr*

Deinitialization function pointer; if not null, called during cleanup on each opcode instance; useful for deallocating memory or other resources managed by the opcode.

Definition at line 357 of file *csoundCore.h*.

INSDS* *opds::insdshead*

Definition at line 359 of file *csoundCore.h*.

SUBR *opds::iopadr*

Definition at line 350 of file *csoundCore.h*.

struct *opds* opds::nxti*

Definition at line 348 of file *csoundCore.h*.

struct *opds* opds::nntp*

Definition at line 349 of file *csoundCore.h*.

SUBR *opds::opadr*

Definition at line 351 of file *csoundCore.h*.

OPTXT* *opds::optext*

Definition at line 358 of file *csoundCore.h*.

The documentation for this struct was generated from the following file:

- **H/*csoundCore.h***

34.55. polish Struct Reference

```
#include <csoundCore.h>
```

Public Attributes

- char **opcode** [12]
- short **incount**
- char * **arg** [4]

34.55.1. Member Data Documentation

char* polish::arg[4]

Definition at line 168 of file csoundCore.h.

short polish::incount

Definition at line 167 of file csoundCore.h.

char polish::opcode[12]

Definition at line 166 of file csoundCore.h.

The documentation for this struct was generated from the following file:

- H/**csoundCore.h**

34.56. Preset Class Reference

```
#include <CsoundVST.hpp>
```

Public Attributes

- `std::string name`
- `std::string text`

34.56.1. Member Data Documentation

`std::string Preset::name`

Definition at line 45 of file `CsoundVST.hpp`.

`std::string Preset::text`

Definition at line 46 of file `CsoundVST.hpp`.

The documentation for this class was generated from the following file:

- `frontends/CsoundVST/CsoundVST.hpp`

34.57. csound::Random Class Reference

```
#include <Random.hpp>
```

Inheritance diagram for csound::Random::

34.57.1. Detailed Description

A random value will be sampled from the specified distribution, translated and scaled as specified, and set in the specified row and column of the local coordinates. The resulting matrix will be used in place of the local coordinates when traversing the music graph. If eventCount is greater than zero, a new event will be created for each of eventCount samples, which will be transformed by the newly sampled local coordinates.

Definition at line 55 of file Random.hpp.

Public Member Functions

- **Random** ()
- virtual **~Random** ()
- virtual double **sample** () const
- virtual ublas::matrix< double > **getLocalCoordinates** () const
- virtual void **createDistribution** (std::string **distribution**)
- virtual void **produceOrTransform** (**Score** &score, size_t beginAt, size_t endAt, const ublas::matrix< double > &globalCoordinates)
- virtual ublas::matrix< double > **traverse** (const ublas::matrix< double > &globalCoordinates, **Score** &score)
- virtual ublas::matrix< double > **Node::createTransform** ()
- virtual void **clear** ()
- virtual double & **element** (size_t **row**, size_t **column**)
- virtual void **setElement** (size_t **row**, size_t **column**, double value)
- virtual void **addChild** (**Node** *node)

Static Public Member Functions

- void **seed** (int s)

Public Attributes

- std::string **distribution**
- int **row**
- int **column**
- int **eventCount**
- bool **incrementTime**
- double **minimum**
- double **maximum**
- double **q**
- double **a**
- double **b**
- double **c**
- double **Lambda**
- double **mean**
- double **sigma**
- std::vector< **Node** * > **children**

Static Public Attributes

- `boost::mt19937` **mersenneTwister**

Protected Attributes

- `boost::uniform_smallint` * **uniform_smallint**
- `boost::uniform_int` * **uniform_int**
- `boost::uniform_01` < `boost::mt19937` > * **uniform_01**
- `boost::uniform_real` * **uniform_real**
- `boost::bernoulli_distribution` * **bernoulli_distribution**
- `boost::geometric_distribution` * **geometric_distribution**
- `boost::triangle_distribution` * **triangle_distribution**
- `boost::exponential_distribution` * **exponential_distribution**
- `boost::normal_distribution` * **normal_distribution**
- `boost::lognormal_distribution` * **lognormal_distribution**
- `ublas::matrix` < `double` > **localCoordinates**

34.57.2. Constructor & Destructor Documentation

`csound::Random::Random ()`

`virtual csound::Random::~~Random ()` [virtual]

34.57.3. Member Function Documentation

`virtual void csound::Node::addChild (Node * node)` [virtual, inherited]

`virtual void csound::Node::clear ()` [virtual, inherited]

Reimplemented in `csound::Lindenmayer` (p. 1181), and `csound::MusicModel` (p. 1213).

`virtual void csound::Random::createDistribution (std::string distribution)` [virtual]

`virtual double& csound::Node::element (size_t row, size_t column)` [virtual, inherited]

`virtual ublas::matrix<double> csound::Random::getLocalCoordinates () const` [virtual]

Returns the local transformation of coordinate system.

Reimplemented from `csound::Node` (p. 1272).

`virtual ublas::matrix<double> csound::Node::Node::createTransform ()` [virtual, inherited]

`virtual void csound::Random::produceOrTransform (Score & score, size_t beginAt, size_t endAt, const ublas::matrix< double > & globalCoordinates)` [virtual]

The default implementation does nothing.

Reimplemented from `csound::Node` (p. 1219).

virtual double csound::Random::sample () const [virtual]

void csound::Random::seed (int s) [static]

virtual void csound::Node::setElement (size_t row, size_t column, double value) [virtual, inherited]

virtual ublas::matrix<double> csound::Node::traverse (const ublas::matrix< double > & globalCoordinates, Score & score) [virtual, inherited]

The default implementation postconcatenates its own local coordinate system with the global coordinates, then passes the score and the product of coordinate systems to each child, thus performing a depth-first traversal of the music graph.

Reimplemented in **csound::Hocket** (p. 1163).

34.57.4. Member Data Documentation

double csound::Random::a

Definition at line 79 of file Random.hpp.

double csound::Random::b

Definition at line 80 of file Random.hpp.

boost::bernoulli_distribution* csound::Random::bernoulli_distribution [protected]

Definition at line 63 of file Random.hpp.

double csound::Random::c

Definition at line 81 of file Random.hpp.

std::vector<Node *> csound::Node::children [inherited]

Child Nodes, if any.

Definition at line 57 of file Node.hpp.

int csound::Random::column

Definition at line 73 of file Random.hpp.

std::string csound::Random::distribution

Definition at line 71 of file Random.hpp.

int csound::Random::eventCount

Definition at line 74 of file Random.hpp.

boost::exponential_distribution* **csound::Random::exponential_distribution** [protected]

Definition at line 66 of file Random.hpp.

boost::geometric_distribution* **csound::Random::geometric_distribution** [protected]

Definition at line 64 of file Random.hpp.

bool **csound::Random::incrementTime**

Definition at line 75 of file Random.hpp.

double **csound::Random::Lambda**

Definition at line 82 of file Random.hpp.

ublas::matrix<double> **csound::Node::localCoordinates** [protected, inherited]

Definition at line 52 of file Node.hpp.

boost::lognormal_distribution* **csound::Random::lognormal_distribution** [protected]

Definition at line 68 of file Random.hpp.

double **csound::Random::maximum**

Definition at line 77 of file Random.hpp.

double **csound::Random::mean**

Definition at line 83 of file Random.hpp.

boost::mt19937 **csound::Random::mersenneTwister** [static]

Definition at line 70 of file Random.hpp.

double **csound::Random::minimum**

Definition at line 76 of file Random.hpp.

boost::normal_distribution* **csound::Random::normal_distribution** [protected]

Definition at line 67 of file Random.hpp.

double **csound::Random::q**

Definition at line 78 of file Random.hpp.

int csound::Random::row

Definition at line 72 of file Random.hpp.

double csound::Random::sigma

Definition at line 84 of file Random.hpp.

boost::triangle_distribution* csound::Random::triangle_distribution [protected]

Definition at line 65 of file Random.hpp.

boost::uniform_01<boost::mt19937>* csound::Random::uniform_01 [protected]

Definition at line 61 of file Random.hpp.

boost::uniform_int* csound::Random::uniform_int [protected]

Definition at line 60 of file Random.hpp.

boost::uniform_real* csound::Random::uniform_real [protected]

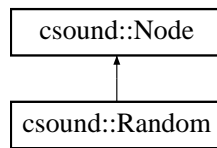
Definition at line 62 of file Random.hpp.

boost::uniform_smallint* csound::Random::uniform_smallint [protected]

Definition at line 59 of file Random.hpp.

The documentation for this class was generated from the following file:

- frontends/CsoundVST/**Random.hpp**



34.58. csound::Rescale Class Reference

```
#include <Rescale.hpp>
```

Inheritance diagram for csound::Rescale::

34.58.1. Detailed Description

Rescales all child events to fit a bounding hypercube in music space. No, some, or all dimensions may be rescaled to fit the minimum alone, the range alone, or both the minimum and the range.

Definition at line 42 of file Rescale.hpp.

Public Member Functions

- **Rescale** ()
- virtual **~Rescale** ()
- virtual void **initialize** ()
- virtual void **produceOrTransform** (**Score** &score, size_t beginAt, size_t endAt, const ublas::matrix< double > &coordinates)
- virtual void **setRescale** (int dimension, bool rescaleMinimum, bool rescaleRange, double targetMinimum, double targetRange)
- virtual void **getRescale** (int dimension, bool &rescaleMinimum, bool &rescaleRange, double &targetMinimum, double &targetRange)
- virtual **Score** & **getScore** ()
- virtual ublas::matrix< double > **getLocalCoordinates** () const
- virtual ublas::matrix< double > **traverse** (const ublas::matrix< double > &globalCoordinates, **Score** &score)
- virtual ublas::matrix< double > **Node::createTransform** ()
- virtual void **clear** ()
- virtual double & **element** (size_t row, size_t column)
- virtual void **setElement** (size_t row, size_t column, double value)
- virtual void **addChild** (**Node** *node)

Public Attributes

- std::string **importFilename**
- std::vector< **Node** * > **children**

Protected Attributes

- **Score** score
- ublas::matrix< double > **localCoordinates**

Static Private Attributes

- bool **initialized**
- std::map< std::string, size_t > **dimensions**

34.58.2. Constructor & Destructor Documentation

csound::Rescale::Rescale ()

virtual csound::Rescale::~~Rescale () [virtual]

34.58.3. Member Function Documentation

virtual void csound::Node::addChild (Node * *node*) [virtual, inherited]

virtual void csound::Node::clear () [virtual, inherited]

Reimplemented in **csound::Lindenmayer** (p. 1181), and **csound::MusicModel** (p. 1213).

virtual double& csound::Node::element (size_t *row*, size_t *column*) [virtual, inherited]

virtual ublas::matrix<double> csound::Node::getLocalCoordinates () const [virtual, inherited]

Returns the local transformation of coordinate system.

Reimplemented in **csound::Random** (p. 1239).

virtual void csound::Rescale::getRescale (int *dimension*, bool & *rescaleMinimum*, bool & *rescaleRange*, double & *targetMinimum*, double & *targetRange*) [virtual]

virtual Score& csound::ScoreNode::getScore () [virtual, inherited]

virtual void csound::Rescale::initialize () [virtual]

virtual ublas::matrix<double> csound::Node::Node::createTransform () [virtual, inherited]

virtual void csound::Rescale::produceOrTransform (Score & *score*, size_t *beginAt*, size_t *endAt*, const ublas::matrix< double > & *coordinates*) [virtual]

The default implementation does nothing.

Reimplemented from **csound::ScoreNode** (p. 1273).

virtual void csound::Node::setElement (size_t *row*, size_t *column*, double *value*) [virtual, inherited]

virtual void csound::Rescale::setRescale (int *dimension*, bool *rescaleMinimum*, bool *rescaleRange*, double *targetMinimum*, double *targetRange*) [virtual]

virtual ublas::matrix<double> csound::Node::traverse (const ublas::matrix< double > & *globalCoordinates*, Score & *score*) [virtual, inherited]

The default implementation postconcatenates its own local coordinate system with the global coordinates, then passes the score and the product of coordinate systems to each child, thus performing a depth-first traversal of the music graph.

Reimplemented in **csound::Hocket** (p. 1163).

34.58.4. Member Data Documentation

std::vector<Node *> csound::Node::children [inherited]

Child Nodes, if any.

Definition at line 57 of file Node.hpp.

std::map<std::string, size_t> csound::Rescale::dimensions [static, private]

Definition at line 46 of file Rescale.hpp.

std::string csound::ScoreNode::importFilename [inherited]

Definition at line 49 of file ScoreNode.hpp.

bool csound::Rescale::initialized [static, private]

Definition at line 45 of file Rescale.hpp.

ublas::matrix<double> csound::Node::localCoordinates [protected, inherited]

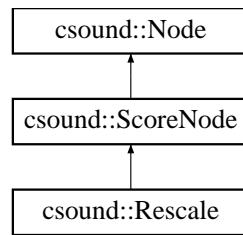
Definition at line 52 of file Node.hpp.

Score csound::ScoreNode::score [protected, inherited]

Definition at line 47 of file ScoreNode.hpp.

The documentation for this class was generated from the following file:

- frontends/CsoundVST/**Rescale.hpp**



34.59. resetter Struct Reference

```
#include <csoundCore.h>
```

Public Attributes

- **RSET fn**
- **resetter * next**

34.59.1. Member Data Documentation

RSET resetter::fn

Definition at line 489 of file csoundCore.h.

struct resetter* resetter::next

Definition at line 490 of file csoundCore.h.

The documentation for this struct was generated from the following file:

- **H/csoundCore.h**

34.60. *csound::Score* Class Reference

```
#include <Score.hpp>
```

34.60.1. Detailed Description

Base class for collections of events in music space. Can order events by time.

The implementation is a `std::vector` of `Events`. The elements of the vector are value objects, not references.

Definition at line 50 of file `Score.hpp`.

Public Member Functions

- `Score ()`
- virtual `~Score ()`
- virtual void `initialize ()`
- virtual void `append (Event event)`
- virtual void `append` (double time, double duration, double status, double channel, double key, double velocity, double phase=0, double pan=0, double depth=0, double height=0, double pitches=4095)
- virtual void `load` (std::string filename)
- virtual void `load` (std::istream &stream)
- virtual void `load` (`MidiFile` &midiFile)
- virtual void `save` (std::string filename)
- virtual void `save` (std::ostream &stream)
- virtual void `save` (`MidiFile` &midiFile)
- virtual void `findScale ()`
- virtual void `rescale ()`
- virtual void `rescale` (`Event` &event)
- virtual void `sort ()`
- virtual void `dump` (std::ostream &stream)
- virtual std::string `toString ()`
- virtual double `getDuration ()`
- virtual void `rescale` (int dimension, bool rescaleMinimum, double minimum, bool rescaleRange=false, double range=0.0)
- virtual std::string `getCsoundScore` (double tonesPerOctave=12.0, bool conformPitches=false)

Static Public Member Functions

- void `getScale` (std::vector< `Event` > &score, int dimension, size_t beginAt, size_t endAt, double &minimum, double &range)
- void `setScale` (std::vector< `Event` > &score, int dimension, bool rescaleMinimum, bool rescaleRange, size_t beginAt, size_t endAt, double targetMinimum, double targetRange)

Public Attributes

- `Event` `scaleTargetMinima`
- std::vector< bool > `rescaleMinima`
- `Event` `scaleTargetRanges`

- `std::vector< bool > rescaleRanges`
- `Event scaleActualMinima`
- `Event scaleActualRanges`
- `MidiFile midifile`

Protected Member Functions

- `void createMusicModel ()`

34.60.2. Constructor & Destructor Documentation

`csound::Score::Score ()`

`virtual csound::Score::~~Score ()` [virtual]

34.60.3. Member Function Documentation

`virtual void csound::Score::append (double time, double duration, double status, double channel, double key, double velocity, double phase = 0, double pan = 0, double depth = 0, double height = 0, double pitches = 4095)` [virtual]

`virtual void csound::Score::append (Event event)` [virtual]

`void csound::Score::createMusicModel ()` [protected]

`virtual void csound::Score::dump (std::ostream & stream)` [virtual]

`virtual void csound::Score::findScale ()` [virtual]

`virtual std::string csound::Score::getCsoundScore (double tonesPerOctave = 12.0, bool conformPitches = false)` [virtual]

Translate the Silence events in this to a Csound score, that is, to a list of `i` statements. The Silence events are rounded off to the nearest equally tempered pitch by the specified number of tones per octave; if this argument is zero, the pitch is not tempered. The Silence events are conformed to the nearest pitch-class set in the pitch-class set dimension of the event, if the conform pitches argument is true; otherwise, the pitches are not conformed.

virtual double *csound::Score::getDuration* () [virtual]

void *csound::Score::getScale* (std::vector< Event > & *score*, int *dimension*, size_t *beginAt*, size_t *endAt*, double & *minimum*, double & *range*) [static]

virtual void *csound::Score::initialize* () [virtual]

virtual void *csound::Score::load* (MidiFile & *midiFile*) [virtual]

virtual void *csound::Score::load* (std::istream & *stream*) [virtual]

virtual void *csound::Score::load* (std::string *filename*) [virtual]

virtual void *csound::Score::rescale* (int *dimension*, bool *rescaleMinimum*, double *minimum*, bool *rescaleRange* = false, double *range* = 0.0) [virtual]

virtual void *csound::Score::rescale* (Event & *event*) [virtual]

virtual void *csound::Score::rescale* () [virtual]

virtual void *csound::Score::save* (MidiFile & *midiFile*) [virtual]

virtual void *csound::Score::save* (std::ostream & *stream*) [virtual]

virtual void *csound::Score::save* (std::string *filename*) [virtual]

void *csound::Score::setScale* (std::vector< Event > & *score*, int *dimension*, bool *rescaleMinimum*, bool *rescaleRange*, size_t *beginAt*, size_t *endAt*, double *targetMinimum*, double *targetRange*) [static]

virtual void *csound::Score::sort* () [virtual]

Sort all events in the score by time, instrument number, pitch, duration, loudness, and other dimensions as given by **Event::SORT_ORDER**(p. 1147).

virtual std::string *csound::Score::toString* () [virtual]

34.60.4. Member Data Documentation

MidiFile *csound::Score::midifile*

Definition at line 62 of file Score.hpp.

std::vector<bool> *csound::Score::rescaleMinima*

Definition at line 57 of file Score.hpp.

std::vector<bool> *csound::Score::rescaleRanges*

Definition at line 59 of file Score.hpp.

Event `csound::Score::scaleActualMinima`

Definition at line 60 of file `Score.hpp`.

Event `csound::Score::scaleActualRanges`

Definition at line 61 of file `Score.hpp`.

Event `csound::Score::scaleTargetMinima`

Definition at line 56 of file `Score.hpp`.

Event `csound::Score::scaleTargetRanges`

Definition at line 58 of file `Score.hpp`.

The documentation for this class was generated from the following file:

- `frontends/CsoundVST/Score.hpp`

34.61. `csound::ScoreNode` Class Reference

```
#include <ScoreNode.hpp>
```

Inheritance diagram for `csound::ScoreNode`:

34.61.1. Detailed Description

Node(p. 1218) class that produces events from the contained score, which can be built up programmatically or imported from a standard MIDI file.

Definition at line 43 of file `ScoreNode.hpp`.

Public Member Functions

- **ScoreNode** ()
- virtual **~ScoreNode** ()
- virtual void **produceOrTransform** (**Score** &**score**, **size_t** beginAt, **size_t** endAt, const `ublas::matrix< double >` &**coordinates**)
- virtual **Score** & **getScore** ()
- virtual `ublas::matrix< double >` **getLocalCoordinates** () const
- virtual `ublas::matrix< double >` **traverse** (const `ublas::matrix< double >` &**globalCoordinates**, **Score** &**score**)
- virtual `ublas::matrix< double >` **Node::createTransform** ()
- virtual void **clear** ()
- virtual double & **element** (**size_t** row, **size_t** column)
- virtual void **setElement** (**size_t** row, **size_t** column, double value)
- virtual void **addChild** (**Node** *node)

Public Attributes

- `std::string` **importFilename**
- `std::vector< Node * >` **children**

Protected Attributes

- **Score** **score**
- `ublas::matrix< double >` **localCoordinates**

34.61.2. Constructor & Destructor Documentation

csound::ScoreNode::ScoreNode ()

virtual **csound::ScoreNode::~ScoreNode** () [virtual]

34.61.3. Member Function Documentation

virtual void **csound::Node::addChild** (**Node** * *node*) [virtual, inherited]

virtual void **csound::Node::clear** () [virtual, inherited]

Reimplemented in **csound::Lindenmayer** (p. 1181), and **csound::MusicModel** (p. 1213).

virtual double& csound::Node::element (size_t row, size_t column) [virtual, inherited]

virtual ublas::matrix<double> csound::Node::getLocalCoordinates () const [virtual, inherited]

Returns the local transformation of coordinate system.

Reimplemented in **csound::Random** (p. 1239).

virtual Score& csound::ScoreNode::getScore () [virtual]

virtual ublas::matrix<double> csound::Node::Node::createTransform () [virtual, inherited]

virtual void csound::ScoreNode::produceOrTransform (Score & score, size_t beginAt, size_t endAt, const ublas::matrix< double > & coordinates) [virtual]

The default implementation does nothing.

Reimplemented from **csound::Node** (p. 1219).

Reimplemented in **csound::Cell** (p. 1059), **csound::Hocket** (p. 1163), **csound::MCRM** (p. 1191), and **csound::Rescale** (p. 1245).

virtual void csound::Node::setElement (size_t row, size_t column, double value) [virtual, inherited]

virtual ublas::matrix<double> csound::Node::traverse (const ublas::matrix< double > & globalCoordinates, Score & score) [virtual, inherited]

The default implementation postconcatenates its own local coordinate system with the global coordinates, then passes the score and the product of coordinate systems to each child, thus performing a depth-first traversal of the music graph.

Reimplemented in **csound::Hocket** (p. 1163).

34.61.4. Member Data Documentation

std::vector<Node *> csound::Node::children [inherited]

Child Nodes, if any.

Definition at line 57 of file Node.hpp.

std::string csound::ScoreNode::importFilename

Definition at line 49 of file ScoreNode.hpp.

ublas::matrix<double> csound::Node::localCoordinates [protected, inherited]

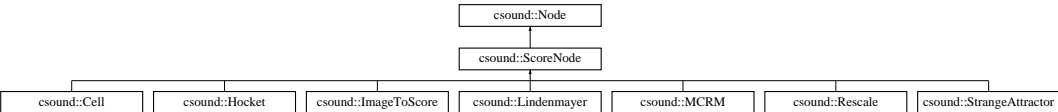
Definition at line 52 of file Node.hpp.

Score csound::ScoreNode::score [protected]

Definition at line 47 of file ScoreNode.hpp.

The documentation for this class was generated from the following file:

- frontends/CsoundVST/**ScoreNode.hpp**



34.62. **csound::Shell Class Reference**

```
#include <Shell.hpp>
```

Inheritance diagram for `csound::Shell`:

34.62.1. Detailed Description

Provide a shell in which Python scripts can be loaded, saved, and executed.

Definition at line 41 of file `Shell.hpp`.

Public Member Functions

- **Shell** ()
- virtual **~Shell** ()
- virtual void **open** ()
- virtual void **close** ()
- virtual void **main** (int argc, char **argv)
- virtual void **initialize** ()
- virtual void **clear** ()
- virtual void **setFilename** (std::string filename)
- virtual std::string **getFilename** () const
- virtual std::string **getOutputSoundfileName** () const
- virtual std::string **getMidiFilename** () const
- virtual std::string **getScript** () const
- virtual void **setScript** (std::string text)
- virtual void **load** (std::string filename)
- virtual void **loadAppend** (std::string filename)
- virtual void **save** (std::string filename) const
- virtual void **save** () const
- virtual int **run** ()
- virtual int **run** (std::string script)
- virtual void **stop** ()

Static Public Member Functions

- std::string **generateFilename** ()

Protected Attributes

- std::string **filename**
- std::string **script**

34.62.2. Constructor & Destructor Documentation

csound::Shell::Shell ()

virtual **csound::Shell::~~Shell ()** [virtual]

34.62.3. Member Function Documentation

virtual void **csound::Shell::clear ()** [virtual]

virtual void **csound::Shell::close ()** [virtual]

std::string **csound::Shell::generateFilename ()** [static]

virtual std::string **csound::Shell::getFilename () const** [virtual]

virtual std::string **csound::Shell::getMidiFilename () const** [virtual]

virtual std::string **csound::Shell::getOutputSoundfileName () const** [virtual]

virtual std::string **csound::Shell::getScript () const** [virtual]

virtual void **csound::Shell::initialize ()** [virtual]

virtual void **csound::Shell::load (std::string *filename*)** [virtual]

virtual void **csound::Shell::loadAppend (std::string *filename*)** [virtual]

virtual void **csound::Shell::main (int *argc*, char ** *argv*)** [virtual]

virtual void **csound::Shell::open ()** [virtual]

Reimplemented in **CsoundVST** (p. [1099](#)).

virtual int **csound::Shell::run (std::string *script*)** [virtual]

virtual int **csound::Shell::run ()** [virtual]

Reimplemented in **CsoundVST** (p. [1100](#)).

virtual void `csound::Shell::save () const` [virtual]

virtual void `csound::Shell::save (std::string filename) const` [virtual]

virtual void `csound::Shell::setFilename (std::string filename)` [virtual]

virtual void `csound::Shell::setScript (std::string text)` [virtual]

virtual void `csound::Shell::stop ()` [virtual]

34.62.4. Member Data Documentation

std::string `csound::Shell::filename` [protected]

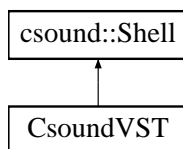
Definition at line 44 of file `Shell.hpp`.

std::string `csound::Shell::script` [protected]

Definition at line 45 of file `Shell.hpp`.

The documentation for this class was generated from the following file:

- `frontends/CsoundVST/Shell.hpp`



34.63. Soundfonts Class Reference

```
#include <Soundfonts.hpp>
```

Public Types

- enum { **kNumPrograms** = 10 }
- enum { **kNumInputs** = 0, **kNumOutputs** = 2 }
- enum {

kChannel01Program,	kChannel02Program,	kChannel03Program,	k-
Channel04Program,			
kChannel05Program,	kChannel06Program,	kChannel07Program,	k-
Channel08Program,			
kChannel09Program,	kChannel10Program,	kChannel11Program,	k-
Channel12Program,			
kChannel13Program,	kChannel14Program,	kChannel15Program,	k-
Channel16Program,			
- **kSoundfont, kNumParameters** }

Public Member Functions

- **Soundfonts** (audioMasterCallback audioMaster)
- virtual **~Soundfonts** ()
- virtual bool **getEffectName** (char *name)
- virtual bool **getVendorString** (char *name)
- virtual bool **getProductString** (char *name)
- virtual long **canDo** (char *text)
- virtual bool **getInputProperties** (long index, VstPinProperties *properties)
- virtual bool **getOutputProperties** (long index, VstPinProperties *properties)
- virtual void **setParameter** (long index, float value)
- virtual float **getParameter** (long index)
- virtual void **getParameterLabel** (long index, char *label)
- virtual void **getParameterDisplay** (long index, char *text)
- virtual void **getParameterName** (long index, char *text)
- virtual long **getChunk** (void **data, bool isPreset)
- virtual long **setChunk** (void *data, long byteSize, bool isPreset)
- virtual long **getProgram** ()
- virtual void **setProgram** (long program)
- virtual void **setProgramName** (char *name)
- virtual void **getProgramName** (char *name)
- virtual bool **copyProgram** (long destination)
- virtual bool **getProgramNameIndexed** (long category, long index, char *text)
- virtual void **suspend** ()
- virtual void **resume** ()
- virtual long **processEvents** (VstEvents *vstEvents)
- virtual void **process** (float **inputs, float **outputs, long sampleFrames)
- virtual void **processReplacing** (float **inputs, float **outputs, long sampleFrames)

Protected Member Functions

- virtual void **loadSoundfont** (const char *filename)
- virtual void **assignSoundfontProgram** (int channel, int soundfontProgram)
- virtual void **setVstProgram** (const **VstProgram** &vstProgram)

Protected Attributes

- fluid_settings_t * **fluidSettings**
- fluid_synth_t * **fluidSynth**
- fluid_sfont_t * **fluidSoundfont**
- std::vector< fluid_preset_t > **soundfontPrograms**
- std::map< int, int > **soundfontIdsForSoundfontPrograms**
- float **soundfontParameter**
- int **soundfontId**
- std::vector< **VstProgram** > **vstPrograms**
- std::deque< VstMidiEvent > **midiEventQueue**

34.63.1. Member Enumeration Documentation

anonymous enum

Enumeration values:

kNumPrograms

Definition at line 71 of file Soundfonts.hpp.

anonymous enum

Enumeration values:

kNumInputs

kNumOutputs

Definition at line 75 of file Soundfonts.hpp.

anonymous enum

Enumeration values:

kChannel01Program

kChannel02Program

kChannel03Program

kChannel04Program

kChannel05Program

kChannel06Program

kChannel07Program

kChannel08Program

kChannel09Program

kChannel10Program

kChannel11Program

kChannel12Program

kChannel13Program

kChannel14Program

kChannel15Program

kChannel16Program

kSoundfont

kNumParameters

Definition at line 80 of file Soundfonts.hpp.

34.63.2. Constructor & Destructor Documentation

Soundfonts::Soundfonts (*audioMasterCallback audioMaster*)

virtual Soundfonts::~~Soundfonts () [virtual]

34.63.3. Member Function Documentation

virtual void Soundfonts::assignSoundfontProgram (*int channel, int soundfontProgram*)
[protected, virtual]

virtual long Soundfonts::canDo (*char * text*) [virtual]

virtual bool Soundfonts::copyProgram (*long destination*) [virtual]

virtual long Soundfonts::getChunk (*void ** data, bool isPreset*) [virtual]

virtual bool Soundfonts::getEffectName (*char * name*) [virtual]

virtual bool Soundfonts::getInputProperties (*long index, VstPinProperties * properties*)
[virtual]

virtual bool Soundfonts::getOutputProperties (*long index, VstPinProperties * properties*)
[virtual]

virtual float Soundfonts::getParameter (*long index*) [virtual]

virtual void Soundfonts::getParameterDisplay (*long index, char * text*) [virtual]

virtual void Soundfonts::getParameterLabel (*long index, char * label*) [virtual]

virtual void Soundfonts::getParameterName (*long index, char * text*) [virtual]

virtual bool Soundfonts::getProductString (*char * name*) [virtual]

virtual long Soundfonts::getProgram () [virtual]

virtual void Soundfonts::getProgramName (*char * name*) [virtual]

virtual bool Soundfonts::getProgramNameIndexed (*long category, long index, char * text*)
[virtual]

virtual bool Soundfonts::getVendorString (*char * name*) [virtual]

virtual void Soundfonts::loadSoundfont (*const char * filename*) [protected, virtual]

virtual void Soundfonts::process (*float ** inputs, float ** outputs, long sampleFrames*)
[virtual]

virtual long Soundfonts::processEvents (*VstEvents * vstEvents*) [virtual]

virtual void Soundfonts::processReplacing (*float ** inputs, float ** outputs, long sampleFrames*) [virtual]

virtual void Soundfonts::resume () [virtual]

virtual long Soundfonts::setChunk (*void * data, long byteSize, bool isPreset*) [virtual]

virtual void Soundfonts::setParameter (*long index, float value*) [virtual]

virtual void Soundfonts::setProgram (*long program*) [virtual]

fluid_sfont_t* Soundfonts::fluidSoundfont [protected]

Definition at line 50 of file Soundfonts.hpp.

fluid_synth_t* Soundfonts::fluidSynth [protected]

Definition at line 48 of file Soundfonts.hpp.

std::deque<VstMidiEvent> Soundfonts::midiEventQueue [protected]

Definition at line 63 of file Soundfonts.hpp.

int Soundfonts::soundfontId [protected]

Definition at line 59 of file Soundfonts.hpp.

std::map<int, int> Soundfonts::soundfontIdsForSoundfontPrograms [protected]

Definition at line 56 of file Soundfonts.hpp.

float Soundfonts::soundfontParameter [protected]

Definition at line 58 of file Soundfonts.hpp.

std::vector<fluid_preset_t> Soundfonts::soundfontPrograms [protected]

Definition at line 53 of file Soundfonts.hpp.

std::vector<VstProgram> Soundfonts::vstPrograms [protected]

Definition at line 61 of file Soundfonts.hpp.

The documentation for this class was generated from the following file:

- Opcodes/fluid/Soundfonts.hpp

34.64. SPECDAT Struct Reference

```
#include <csoundCore.h>
```

Public Attributes

- long **ktimestamp**
- long **ktimprd**
- long **npts**
- long **nfreqs**
- long **dbout**
- **DOWNDAT * downsrcp**
- **AUXCH auxch**

34.64.1. Member Data Documentation

AUXCH SPECDAT::auxch

Definition at line 405 of file `csoundCore.h`.

long SPECDAT::dbout

Definition at line 403 of file `csoundCore.h`.

DOWNDAT* SPECDAT::downsrcp

Definition at line 404 of file `csoundCore.h`.

long SPECDAT::ktimprd

Definition at line 402 of file `csoundCore.h`.

long SPECDAT::ktimestamp

Definition at line 402 of file `csoundCore.h`.

long SPECDAT::nfreqs

Definition at line 403 of file `csoundCore.h`.

long SPECDAT::npts

Definition at line 403 of file `csoundCore.h`.

The documentation for this struct was generated from the following file:

- `H/csoundCore.h`

34.65. csound::StrangeAttractor Class Reference

```
#include <StrangeAttractor.hpp>
```

Inheritance diagram for csound::StrangeAttractor::

34.65.1. Detailed Description

Generates notes by searching for a chaotic dynamical system defined by a polynomial equation or partial differential equation using Julien C. Sprott's Lyupanov exponent search, or by translating a known chaotic dynamical system into music, by interpreting each iteration of the system as a note. The time of the note can be represented either as the order of iteration, or as a dimension of the attractor. See Julien C. Sprott's book "Strange Attractors".

Definition at line 56 of file StrangeAttractor.hpp.

Public Member Functions

- **StrangeAttractor** (void)
- virtual **~StrangeAttractor** (void)
- virtual void **setCode** (std::string code)
- virtual std::string **getCode** () const
- virtual void **setIterationCount** (size_t iterationCount)
- virtual size_t **getIterationCount** () const
- virtual void **setIteration** (size_t iteration)
- virtual size_t **getIteration** () const
- virtual void **setAttractorType** (int attractorType)
- virtual int **getAttractorType** () const
- virtual void **setScoreType** (int attractorType)
- virtual int **getScoreType** () const
- virtual void **initialize** ()
- virtual void **reinitialize** ()
- virtual void **reset** ()
- virtual void **codeRandomize** ()
- virtual void **specialFunctions** ()
- virtual void **getDimensionAndOrder** ()
- virtual void **getCoefficients** ()
- virtual void **shuffleRandomNumbers** ()
- virtual void **calculateLyupanovExponent** ()
- virtual void **calculateFractalDimension** ()
- virtual double **getFractalDimension** () const
- virtual double **getLyupanovExponent** () const
- virtual void **setX** (double X)
- virtual double **getX** () const
- virtual void **setY** (double X)
- virtual double **getY** () const
- virtual void **setZ** (double X)
- virtual double **getZ** () const
- virtual void **setW** (double X)
- virtual double **getW** () const
- virtual bool **searchForAttractor** ()
- virtual bool **evaluateAttractor** ()
- virtual void **iterate** ()

- virtual void **generate** ()
- virtual void **render** (int **N**, double **X**, double **Y**, double **Z**, double **W**)
- virtual void **setDimensionCount** (int **D**)
- virtual int **getDimensionCount** () const
- virtual void **produceOrTransform** (**Score** &**score**, size_t beginAt, size_t endAt, const ublas::matrix< double > &coordinates)
- virtual **Score** & **getScore** ()
- virtual ublas::matrix< double > **getLocalCoordinates** () const
- virtual ublas::matrix< double > **traverse** (const ublas::matrix< double > &globalCoordinates, **Score** &**score**)
- virtual ublas::matrix< double > **Node::createTransform** ()
- virtual void **clear** ()
- virtual double & **element** (size_t row, size_t column)
- virtual void **setElement** (size_t row, size_t column, double value)
- virtual void **addChild** (**Node** *node)

Public Attributes

- std::string **importFilename**
- std::vector< **Node** * > **children**

Protected Attributes

- std::string **code**
- **Random** **random**
- std::string **filename**
- int **scoreType**
- int **NMAX**
- std::vector< double > **A**
- double **AL**
- double **COSAL**
- int **D**
- int **DD**
- double **D2**
- double **D2MAX**
- double **decibels**
- double **DF**
- double **DL2**
- double **DLW**
- double **DLX**
- double **DLY**
- double **DLZ**
- double **DUM**
- double **DW**
- double **DX**
- double **DY**
- double **DZ**
- double **EPS**
- double **F**
- int **I**
- double **instrument**
- int **I1**

- int **I2**
- int **I3**
- int **I4**
- int **I5**
- int **J**
- double **L**
- double **duration**
- double **LSUM**
- int **M**
- double **MX**
- double **MY**
- int **N**
- double **N1**
- double **N2**
- double **NL**
- int **O**
- double **octave**
- int **ODE**
- int **OMAX**
- int **P**
- double **x**
- double **pitchClassSet**
- int **PREV**
- double **PT**
- double **RAN**
- double **RS**
- double **SH**
- double **SINAL**
- double **time**
- double **SW**
- int **T**
- double **TIA**
- double **TT**
- int **TWOD**
- std::vector< double > **V**
- double **W**
- double **WE**
- double **WMAX**
- double **WMIN**
- double **WNEW**
- double **WP**
- std::vector< double > **WS**
- double **WSAVE**
- double **X**
- double **XA**
- double **XE**
- double **XH**
- double **XL**
- double **XMAX**
- double **XMIN**
- std::vector< double > **XN**
- double **XNEW**

- double **XP**
- `std::vector< double >` **XS**
- double **XSAVE**
- double **XW**
- `std::vector< double >` **XY**
- double **XZ**
- double **Y**
- double **YA**
- double **YE**
- double **YH**
- double **YL**
- double **YMAX**
- double **YMIN**
- double **YNEW**
- double **YP**
- `std::vector< double >` **YS**
- double **YSAVE**
- double **YW**
- double **YZ**
- double **Z**
- double **ZA**
- double **ZE**
- double **ZMAX**
- double **ZMIN**
- double **ZNEW**
- double **ZP**
- `std::vector< double >` **ZS**
- double **ZSAVE**
- **Score score**
- `ublas::matrix< double >` **localCoordinates**

34.65.2. Constructor & Destructor Documentation

csound::StrangeAttractor::StrangeAttractor (void)

virtual csound::StrangeAttractor::~~StrangeAttractor (void) [virtual]

34.65.3. Member Function Documentation

virtual void csound::Node::addChild (Node * *node*) [virtual, inherited]

virtual void csound::StrangeAttractor::calculateFractalDimension () [virtual]

virtual void csound::StrangeAttractor::calculateLyapunovExponent () [virtual]

virtual void csound::Node::clear () [virtual, inherited]

Reimplemented in `csound::Lindenmayer` (p. 1181), and `csound::MusicModel` (p. 1213).

virtual void csound::StrangeAttractor::codeRandomize () [virtual]

virtual double& csound::Node::element (size_t row, size_t column) [virtual, inherited]

virtual bool csound::StrangeAttractor::evaluateAttractor () [virtual]

virtual void csound::StrangeAttractor::generate () [virtual]

virtual int csound::StrangeAttractor::getAttractorType () const [virtual]

virtual std::string csound::StrangeAttractor::getCode () const [virtual]

virtual void csound::StrangeAttractor::getCoefficients () [virtual]

virtual void csound::StrangeAttractor::getDimensionAndOrder () [virtual]

virtual int csound::StrangeAttractor::getDimensionCount () const [virtual]

virtual double csound::StrangeAttractor::getFractalDimension () const [virtual]

virtual size_t csound::StrangeAttractor::getIteration () const [virtual]

virtual size_t csound::StrangeAttractor::getIterationCount () const [virtual]

virtual ublas::matrix<double> csound::Node::getLocalCoordinates () const [virtual, inherited]

Returns the local transformation of coordinate system.

Reimplemented in **csound::Random** (p. 1239).

virtual double `csound::StrangeAttractor::getLyupanovExponent () const` [virtual]

virtual Score& `csound::ScoreNode::getScore ()` [virtual, inherited]

virtual int `csound::StrangeAttractor::getScoreType () const` [virtual]

virtual double `csound::StrangeAttractor::getW () const` [virtual]

virtual double `csound::StrangeAttractor::getX () const` [virtual]

virtual double `csound::StrangeAttractor::getY () const` [virtual]

virtual double `csound::StrangeAttractor::getZ () const` [virtual]

virtual void `csound::StrangeAttractor::initialize ()` [virtual]

virtual void `csound::StrangeAttractor::iterate ()` [virtual]

virtual ublas::matrix<double> `csound::Node::Node::createTransform ()` [virtual, inherited]

virtual void `csound::ScoreNode::produceOrTransform (Score & score, size_t beginAt, size_t endAt, const ublas::matrix< double > & coordinates)` [virtual, inherited]

The default implementation does nothing.

Reimplemented from `csound::Node` (p. 1219).

Reimplemented in `csound::Cell` (p. 1059), `csound::Hocket` (p. 1163), `csound::MCRM` (p. 1191), and `csound::Rescale` (p. 1245).

```

virtual void csound::StrangeAttractor::reinitialize () [virtual]

virtual void csound::StrangeAttractor::render (int N, double X, double Y, double Z, double
W) [virtual]

virtual void csound::StrangeAttractor::reset () [virtual]

virtual bool csound::StrangeAttractor::searchForAttractor () [virtual]

virtual void csound::StrangeAttractor::setAttractorType (int attractorType) [virtual]

virtual void csound::StrangeAttractor::setCode (std::string code) [virtual]

virtual void csound::StrangeAttractor::setDimensionCount (int D) [virtual]

virtual void csound::Node::setElement (size_t row, size_t column, double value) [virtual,
inherited]

virtual void csound::StrangeAttractor::setIteration (size_t iteration) [virtual]

virtual void csound::StrangeAttractor::setIterationCount (size_t iterationCount) [virtual]

virtual void csound::StrangeAttractor::setScoreType (int attractorType) [virtual]

virtual void csound::StrangeAttractor::setW (double X) [virtual]

virtual void csound::StrangeAttractor::setX (double X) [virtual]

virtual void csound::StrangeAttractor::setY (double X) [virtual]

virtual void csound::StrangeAttractor::setZ (double X) [virtual]

virtual void csound::StrangeAttractor::shuffleRandomNumbers () [virtual]

virtual void csound::StrangeAttractor::specialFunctions () [virtual]

virtual ublas::matrix<double> csound::Node::traverse (const ublas::matrix< double > &
globalCoordinates, Score & score) [virtual, inherited]

```

The default implementation postconcatenates its own local coordinate system with the global coordinates, then passes the score and the product of coordinate systems to each child, thus performing a depth-first traversal of the music graph.

Reimplemented in `csound::Hocket` (p. 1163).

34.65.4. Member Data Documentation

```
std::vector<double> csound::StrangeAttractor::A [protected]
```

Definition at line 65 of file `StrangeAttractor.hpp`.

```
double csound::StrangeAttractor::AL [protected]
```

Definition at line 66 of file `StrangeAttractor.hpp`.

std::vector<Node *> csound::Node::children [inherited]

Child Nodes, if any.

Definition at line 57 of file Node.hpp.

std::string csound::StrangeAttractor::code [protected]

Definition at line 60 of file StrangeAttractor.hpp.

double csound::StrangeAttractor::COSAL [protected]

Definition at line 67 of file StrangeAttractor.hpp.

int csound::StrangeAttractor::D [protected]

Definition at line 68 of file StrangeAttractor.hpp.

double csound::StrangeAttractor::D2 [protected]

Definition at line 70 of file StrangeAttractor.hpp.

double csound::StrangeAttractor::D2MAX [protected]

Definition at line 71 of file StrangeAttractor.hpp.

int csound::StrangeAttractor::DD [protected]

Definition at line 69 of file StrangeAttractor.hpp.

double csound::StrangeAttractor::decibels [protected]

Definition at line 72 of file StrangeAttractor.hpp.

double csound::StrangeAttractor::DF [protected]

Definition at line 73 of file StrangeAttractor.hpp.

double csound::StrangeAttractor::DL2 [protected]

Definition at line 74 of file StrangeAttractor.hpp.

double csound::StrangeAttractor::DLW [protected]

Definition at line 75 of file StrangeAttractor.hpp.

double csound::StrangeAttractor::DLX [protected]

Definition at line 76 of file StrangeAttractor.hpp.

double `csound::StrangeAttractor::DLY` [protected]

Definition at line 77 of file StrangeAttractor.hpp.

double `csound::StrangeAttractor::DLZ` [protected]

Definition at line 78 of file StrangeAttractor.hpp.

double `csound::StrangeAttractor::DUM` [protected]

Definition at line 79 of file StrangeAttractor.hpp.

double `csound::StrangeAttractor::duration` [protected]

Definition at line 95 of file StrangeAttractor.hpp.

double `csound::StrangeAttractor::DW` [protected]

Definition at line 80 of file StrangeAttractor.hpp.

double `csound::StrangeAttractor::DX` [protected]

Definition at line 81 of file StrangeAttractor.hpp.

double `csound::StrangeAttractor::DY` [protected]

Definition at line 82 of file StrangeAttractor.hpp.

double `csound::StrangeAttractor::DZ` [protected]

Definition at line 83 of file StrangeAttractor.hpp.

double `csound::StrangeAttractor::EPS` [protected]

Definition at line 84 of file StrangeAttractor.hpp.

double `csound::StrangeAttractor::F` [protected]

Definition at line 85 of file StrangeAttractor.hpp.

std::string `csound::StrangeAttractor::filename` [protected]

Definition at line 62 of file StrangeAttractor.hpp.

int `csound::StrangeAttractor::I` [protected]

Definition at line 86 of file StrangeAttractor.hpp.

int csound::StrangeAttractor::I1 [protected]

Definition at line 88 of file StrangeAttractor.hpp.

int csound::StrangeAttractor::I2 [protected]

Definition at line 89 of file StrangeAttractor.hpp.

int csound::StrangeAttractor::I3 [protected]

Definition at line 90 of file StrangeAttractor.hpp.

int csound::StrangeAttractor::I4 [protected]

Definition at line 91 of file StrangeAttractor.hpp.

int csound::StrangeAttractor::I5 [protected]

Definition at line 92 of file StrangeAttractor.hpp.

std::string csound::ScoreNode::importFilename [inherited]

Definition at line 49 of file ScoreNode.hpp.

double csound::StrangeAttractor::instrument [protected]

Definition at line 87 of file StrangeAttractor.hpp.

int csound::StrangeAttractor::J [protected]

Definition at line 93 of file StrangeAttractor.hpp.

double csound::StrangeAttractor::L [protected]

Definition at line 94 of file StrangeAttractor.hpp.

ublas::matrix<double> csound::Node::localCoordinates [protected, inherited]

Definition at line 52 of file Node.hpp.

double csound::StrangeAttractor::LSUM [protected]

Definition at line 96 of file StrangeAttractor.hpp.

int csound::StrangeAttractor::M [protected]

Definition at line 97 of file StrangeAttractor.hpp.

double csound::StrangeAttractor::MX [protected]

Definition at line 98 of file StrangeAttractor.hpp.

double csound::StrangeAttractor::MY [protected]

Definition at line 99 of file StrangeAttractor.hpp.

int csound::StrangeAttractor::N [protected]

Definition at line 100 of file StrangeAttractor.hpp.

double csound::StrangeAttractor::N1 [protected]

Definition at line 101 of file StrangeAttractor.hpp.

double csound::StrangeAttractor::N2 [protected]

Definition at line 102 of file StrangeAttractor.hpp.

double csound::StrangeAttractor::NL [protected]

Definition at line 103 of file StrangeAttractor.hpp.

int csound::StrangeAttractor::NMAX [protected]

Definition at line 64 of file StrangeAttractor.hpp.

int csound::StrangeAttractor::O [protected]

Definition at line 104 of file StrangeAttractor.hpp.

double csound::StrangeAttractor::octave [protected]

Definition at line 105 of file StrangeAttractor.hpp.

int csound::StrangeAttractor::ODE [protected]

Definition at line 106 of file StrangeAttractor.hpp.

int csound::StrangeAttractor::OMAX [protected]

Definition at line 107 of file StrangeAttractor.hpp.

int csound::StrangeAttractor::P [protected]

Definition at line 108 of file StrangeAttractor.hpp.

double `csound::StrangeAttractor::pitchClassSet` [protected]

Definition at line 110 of file `StrangeAttractor.hpp`.

int `csound::StrangeAttractor::PREV` [protected]

Definition at line 111 of file `StrangeAttractor.hpp`.

double `csound::StrangeAttractor::PT` [protected]

Definition at line 112 of file `StrangeAttractor.hpp`.

double `csound::StrangeAttractor::RAN` [protected]

Definition at line 113 of file `StrangeAttractor.hpp`.

Random `csound::StrangeAttractor::random` [protected]

Definition at line 61 of file `StrangeAttractor.hpp`.

double `csound::StrangeAttractor::RS` [protected]

Definition at line 114 of file `StrangeAttractor.hpp`.

Score `csound::ScoreNode::score` [protected, inherited]

Definition at line 47 of file `ScoreNode.hpp`.

int `csound::StrangeAttractor::scoreType` [protected]

Definition at line 63 of file `StrangeAttractor.hpp`.

double `csound::StrangeAttractor::SH` [protected]

Definition at line 115 of file `StrangeAttractor.hpp`.

double `csound::StrangeAttractor::SINAL` [protected]

Definition at line 116 of file `StrangeAttractor.hpp`.

double `csound::StrangeAttractor::SW` [protected]

Definition at line 118 of file `StrangeAttractor.hpp`.

int `csound::StrangeAttractor::T` [protected]

Definition at line 119 of file `StrangeAttractor.hpp`.

double csound::StrangeAttractor::TIA [protected]

Definition at line 120 of file StrangeAttractor.hpp.

double csound::StrangeAttractor::time [protected]

Definition at line 117 of file StrangeAttractor.hpp.

double csound::StrangeAttractor::TT [protected]

Definition at line 121 of file StrangeAttractor.hpp.

int csound::StrangeAttractor::TWOD [protected]

Definition at line 122 of file StrangeAttractor.hpp.

std::vector<double> csound::StrangeAttractor::V [protected]

Definition at line 124 of file StrangeAttractor.hpp.

double csound::StrangeAttractor::W [protected]

Definition at line 125 of file StrangeAttractor.hpp.

double csound::StrangeAttractor::WE [protected]

Definition at line 126 of file StrangeAttractor.hpp.

double csound::StrangeAttractor::WMAX [protected]

Definition at line 127 of file StrangeAttractor.hpp.

double csound::StrangeAttractor::WMIN [protected]

Definition at line 128 of file StrangeAttractor.hpp.

double csound::StrangeAttractor::WNEW [protected]

Definition at line 129 of file StrangeAttractor.hpp.

double csound::StrangeAttractor::WP [protected]

Definition at line 130 of file StrangeAttractor.hpp.

std::vector<double> csound::StrangeAttractor::WS [protected]

Definition at line 131 of file StrangeAttractor.hpp.

double `csound::StrangeAttractor::WSAVE` [protected]

Definition at line 132 of file StrangeAttractor.hpp.

double `csound::StrangeAttractor::X` [protected]

Definition at line 133 of file StrangeAttractor.hpp.

double `csound::StrangeAttractor::x` [protected]

Definition at line 109 of file StrangeAttractor.hpp.

double `csound::StrangeAttractor::XA` [protected]

Definition at line 134 of file StrangeAttractor.hpp.

double `csound::StrangeAttractor::XE` [protected]

Definition at line 135 of file StrangeAttractor.hpp.

double `csound::StrangeAttractor::XH` [protected]

Definition at line 136 of file StrangeAttractor.hpp.

double `csound::StrangeAttractor::XL` [protected]

Definition at line 137 of file StrangeAttractor.hpp.

double `csound::StrangeAttractor::XMAX` [protected]

Definition at line 138 of file StrangeAttractor.hpp.

double `csound::StrangeAttractor::XMIN` [protected]

Definition at line 139 of file StrangeAttractor.hpp.

std::vector<double> `csound::StrangeAttractor::XN` [protected]

Definition at line 140 of file StrangeAttractor.hpp.

double `csound::StrangeAttractor::XNEW` [protected]

Definition at line 141 of file StrangeAttractor.hpp.

double `csound::StrangeAttractor::XP` [protected]

Definition at line 142 of file StrangeAttractor.hpp.

std::vector<double> csound::StrangeAttractor::XS [protected]

Definition at line 143 of file StrangeAttractor.hpp.

double csound::StrangeAttractor::XSAVE [protected]

Definition at line 144 of file StrangeAttractor.hpp.

double csound::StrangeAttractor::XW [protected]

Definition at line 145 of file StrangeAttractor.hpp.

std::vector<double> csound::StrangeAttractor::XY [protected]

Definition at line 146 of file StrangeAttractor.hpp.

double csound::StrangeAttractor::XZ [protected]

Definition at line 147 of file StrangeAttractor.hpp.

double csound::StrangeAttractor::Y [protected]

Definition at line 148 of file StrangeAttractor.hpp.

double csound::StrangeAttractor::YA [protected]

Definition at line 149 of file StrangeAttractor.hpp.

double csound::StrangeAttractor::YE [protected]

Definition at line 150 of file StrangeAttractor.hpp.

double csound::StrangeAttractor::YH [protected]

Definition at line 151 of file StrangeAttractor.hpp.

double csound::StrangeAttractor::YL [protected]

Definition at line 152 of file StrangeAttractor.hpp.

double csound::StrangeAttractor::YMAX [protected]

Definition at line 153 of file StrangeAttractor.hpp.

double csound::StrangeAttractor::YMIN [protected]

Definition at line 154 of file StrangeAttractor.hpp.

double `csound::StrangeAttractor::YNEW` [protected]

Definition at line 155 of file `StrangeAttractor.hpp`.

double `csound::StrangeAttractor::YP` [protected]

Definition at line 156 of file `StrangeAttractor.hpp`.

std::vector<double> `csound::StrangeAttractor::YS` [protected]

Definition at line 157 of file `StrangeAttractor.hpp`.

double `csound::StrangeAttractor::YSAVE` [protected]

Definition at line 158 of file `StrangeAttractor.hpp`.

double `csound::StrangeAttractor::YW` [protected]

Definition at line 159 of file `StrangeAttractor.hpp`.

double `csound::StrangeAttractor::YZ` [protected]

Definition at line 160 of file `StrangeAttractor.hpp`.

double `csound::StrangeAttractor::Z` [protected]

Definition at line 161 of file `StrangeAttractor.hpp`.

double `csound::StrangeAttractor::ZA` [protected]

Definition at line 162 of file `StrangeAttractor.hpp`.

double `csound::StrangeAttractor::ZE` [protected]

Definition at line 163 of file `StrangeAttractor.hpp`.

double `csound::StrangeAttractor::ZMAX` [protected]

Definition at line 164 of file `StrangeAttractor.hpp`.

double `csound::StrangeAttractor::ZMIN` [protected]

Definition at line 165 of file `StrangeAttractor.hpp`.

double `csound::StrangeAttractor::ZNEW` [protected]

Definition at line 166 of file `StrangeAttractor.hpp`.

double csound::StrangeAttractor::ZP [protected]

Definition at line 167 of file StrangeAttractor.hpp.

std::vector<double> csound::StrangeAttractor::ZS [protected]

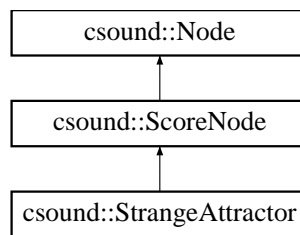
Definition at line 168 of file StrangeAttractor.hpp.

double csound::StrangeAttractor::ZSAVE [protected]

Definition at line 169 of file StrangeAttractor.hpp.

The documentation for this class was generated from the following file:

- frontends/CsoundVST/**StrangeAttractor.hpp**



34.66. csound::System Class Reference

```
#include <System.hpp>
```

34.66.1. Detailed Description

Abstraction layer for a minimal set of system services.

Definition at line 53 of file System.hpp.

Public Types

- enum **Level** { **ERROR_LEVEL** = 1, **WARNING_LEVEL** = 2, **INFORMATION_LEVEL** = 4, **DEBUGGING_LEVEL** = 8 }

Static Public Member Functions

- void **parsePathname** (const std::string pathname, std::string &drive, std::string &base, std::string &file, std::string &extension)
- void * **openLibrary** (std::string filename)
- void * **getSymbol** (void *library, std::string name)
- void **closeLibrary** (void *library)
- std::vector< std::string > **getFilenames** (std::string directoryName)
- std::vector< std::string > **getDirectoryNames** (std::string directoryName)
- void * **createThread** (void(*threadRoutine)(void *threadData), void *data, int priority)
- void * **createThreadLock** ()
- void **waitThreadLock** (void *lock, size_t timeoutMilliseconds=0)
- void **notifyThreadLock** (void *lock)
- void **destroyThreadLock** (void *lock)
- int **setMessageLevel** (int messageLevel)
- void **yieldThread** ()
- int **getMessageLevel** ()
- void **message** (int level, const char *format,...)
- void **error** (const char *format,...)
- void **warn** (const char *format,...)
- void **inform** (const char *format,...)
- void **debug** (const char *format,...)
- void **message** (const char *format,...)
- void **message** (const char *format, va_list valist)
- void **message** (void *userdata, const char *format, va_list valist)
- void **setMessageCallback** (void(*messageCallback_)(const char *format, va_list marker))
- int **execute** (const char *command)
- int **shellOpen** (const char *filename, const char *command="open")
- std::string **getSharedLibraryExtension** ()
- clock_t **startTiming** ()
- double **stopTiming** (clock_t startedAt)
- void **sleep** (double milliseconds)
- void **beep** ()

Static Private Attributes

- int **messageLevel**
- void(* **messageCallback**)(const char *format, va_list valist)

34.66.2. Member Enumeration Documentation

enum **csound::System::Level**

Enumeration values:

ERROR_LEVEL

WARNING_LEVEL

INFORMATION_LEVEL

DEBUGGING_LEVEL

Definition at line 58 of file System.hpp.

34.66.3. Member Function Documentation

void **csound::System::beep** () [static]

Make some sort of noticeable sound.

void **csound::System::closeLibrary** (void * *library*) [static]

Closes a shared library.

void* **csound::System::createThread** (void*)(void *threadData) *threadRoutine*, void * *data*, int *priority*) [static]

Creates a new thread.

void* **csound::System::createThreadLock** () [static]

Creates a thread lock.

void **csound::System::debug** (const char * *format*, ...) [static]

Prints a message if the DEBUGGING_LEVEL flag is set.

void **csound::System::destroyThreadLock** (void * *lock*) [static]

Destroys a thread lock.

void **csound::System::error** (const char * *format*, ...) [static]

Prints a message if the ERROR_LEVEL flag is set.

int csound::System::execute (const char * *command*) [static]

Execute a system command or program.

std::vector<std::string> csound::System::getDirectoryNames (std::string *directoryName*)
[static]

Lists directory names in a directory; useful for locating plugins.

std::vector<std::string> csound::System::getFileNames (std::string *directoryName*) [static]

Lists filenames in a directory; useful for locating plugins.

int csound::System::getMessageLevel () [static]

Returns current system message level.

std::string csound::System::getSharedLibraryExtension () [static]

Returns the standard filename extension for a shared library, such as "dll" or "so".

void* csound::System::getSymbol (void * *library*, std::string *name*) [static]

Returns the address of a symbol (function or object) in a shared library; useful for loading plugin functions.

void csound::System::inform (const char * *format*, ...) [static]

Prints a message if the INFORMATION_LEVEL flag is set.

void csound::System::message (void * *userdata*, const char * *format*, va_list *valist*)
[static]

Prints a message.

void csound::System::message (const char * *format*, va_list *valist*) [static]

Prints a message.

void csound::System::message (const char * *format*, ...) [static]

Prints a message.

void csound::System::message (int *level*, const char * *format*, ...) [static]

Prints a message.

void *csound::System::notifyThreadLock* (void * *lock*) [static]

Releases a thread lock.

void* *csound::System::openLibrary* (std::string *filename*) [static]

Opens a shared library; useful for loading plugins.

void *csound::System::parsePathname* (const std::string *pathname*, std::string & *drive*, std::string & *base*, std::string & *file*, std::string & *extension*) [static]

Parses a filename into its component parts, which are returned in the arguments. On Unix and Linux, "drive" is always empty.

void *csound::System::setMessageCallback* (void(*) (const char **format*, va_list *marker*) *messageCallback*) [static]

Sets message callback.

int *csound::System::setMessageLevel* (int *messageLevel*) [static]

Sets message level, returns old message level.

int *csound::System::shellOpen* (const char * *filename*, const char * *command* = "open") [static]

Open a file using the operating system shell.

void *csound::System::sleep* (double *milliseconds*) [static]

Sleep the indicated number of milliseconds.

clock_t *csound::System::startTiming* () [static]

Starts timing.

double *csound::System::stopTiming* (clock_t *startedAt*) [static]

Stop timing, and return elapsed seconds.

void *csound::System::waitThreadLock* (void * *lock*, size_t *timeoutMilliseconds* = 0) [static]

Waits on a thread lock. Zero timeout means infinite timeout.

void *csound::System::warn* (const char * *format*, ...) [static]

Prints a message if the WARNING_LEVEL flag is set.

void csound::System::yieldThread () [static]

Yields to the next waiting thread.

34.66.4. Member Data Documentation

void(* csound::System::messageCallback)(const char *format, va_list valist) [static, private]

int csound::System::messageLevel [static, private]

Definition at line 55 of file System.hpp.

The documentation for this class was generated from the following file:

- frontends/CsoundVST/**System.hpp**

34.67. TEMPO Struct Reference

```
#include <csoundCore.h>
```

Public Attributes

- **OPDS** **h**
- **MYFLT** * **ktempo**
- **MYFLT** * **istartempo**
- **MYFLT** **prvtempo**

34.67.1. Member Data Documentation

OPDS **TEMPO::h**

Definition at line 473 of file `csoundCore.h`.

MYFLT * **TEMPO::istartempo**

Definition at line 474 of file `csoundCore.h`.

MYFLT* **TEMPO::ktempo**

Definition at line 474 of file `csoundCore.h`.

MYFLT **TEMPO::prvtempo**

Definition at line 475 of file `csoundCore.h`.

The documentation for this struct was generated from the following file:

- `H/csoundCore.h`

34.68. csound::TempoMap Class Reference

```
#include <Midifile.hpp>
```

Public Member Functions

- double **getCurrentSecondsPerTick** (int tick)

34.68.1. Member Function Documentation

double csound::TempoMap::getCurrentSecondsPerTick (int *tick*)

The documentation for this class was generated from the following file:

- frontends/CsoundVST/**Midifile.hpp**

34.69. text Struct Reference

```
#include <csoundCore.h>
```

Public Attributes

- short **linenum**
- short **opnum**
- char * **opcode**
- char * **strargs** [4]
- **ARGLST** * **inlist**
- **ARGLST** * **outlist**
- **ARGOFFS** * **inoffs**
- **ARGOFFS** * **outoffs**
- short **xincod**
- short **xoutcod**
- char **intype**
- char **pftype**

34.69.1. Member Data Documentation

ARGLST* **text::inlist**

Definition at line 187 of file `csoundCore.h`.

ARGOFFS* **text::inoffs**

Definition at line 189 of file `csoundCore.h`.

char **text::intype**

Definition at line 193 of file `csoundCore.h`.

short **text::linenum**

Definition at line 183 of file `csoundCore.h`.

char* **text::opcode**

Definition at line 185 of file `csoundCore.h`.

short **text::opnum**

Definition at line 184 of file `csoundCore.h`.

ARGLST* **text::outlist**

Definition at line 188 of file `csoundCore.h`.

ARGOFFS* text::outoffs

Definition at line 190 of file csoundCore.h.

char text::pftype

Definition at line 194 of file csoundCore.h.

char* text::strargs[4]

Definition at line 186 of file csoundCore.h.

short text::xincod

Definition at line 191 of file csoundCore.h.

short text::xoutcod

Definition at line 192 of file csoundCore.h.

The documentation for this struct was generated from the following file:

- **H/csoundCore.h**

34.70. **csound::ThreadLock Class Reference**

```
#include <System.hpp>
```

34.70.1. Detailed Description

Encapsulates a thread monitor, such as a Windows event handle.

Definition at line 198 of file System.hpp.

Public Member Functions

- **ThreadLock** ()
- virtual **~ThreadLock** ()
- virtual void **open** ()
- virtual void **close** ()
- virtual bool **isOpen** ()
- virtual void **wait** (size_t timeoutMilliseconds=0)
- virtual void **notify** ()

Private Attributes

- void * **lock**

34.70.2. Constructor & Destructor Documentation

csound::ThreadLock::ThreadLock ()

virtual **csound::ThreadLock::~~ThreadLock** () [virtual]

34.70.3. Member Function Documentation

virtual void **csound::ThreadLock::close** () [virtual]

Destroys the monitor.

virtual bool **csound::ThreadLock::isOpen** () [virtual]

Returns whether the monitor is open.

virtual void **csound::ThreadLock::notify** () [virtual]

Releases one thread that is waiting on the monitor.

virtual void **csound::ThreadLock::open** () [virtual]

Creates and initializes the monitor. The monitor is in a non-notified or unsignaled state.

virtual void **csound::ThreadLock::wait** (size_t *timeoutMilliseconds* = 0) [virtual]

Waits until the monitor is notified by another thread. Zero timeout means infinite timeout.

34.70.4. Member Data Documentation

void* csound::ThreadLock::lock [private]

Definition at line 200 of file System.hpp.

The documentation for this class was generated from the following file:

- frontends/CsoundVST/**System.hpp**

34.71. VstProgram Struct Reference

```
#include <Soundfonts.hpp>
```

34.71.1. Detailed Description

S O U N D F O N T S V S T

Adapts Fluidsynth to be both a VST plugin instrument and a Csound plugin opcode. Copyright (c) 2001-2003 by Michael Gogins. All rights reserved.

L I C E N S E

This software is free software; you can redistribute it and/or modify it under the terms of the GNU Lesser General Public License as published by the Free Software Foundation; either version 2.1 of the License, or (at your option) any later version.

This software is distributed in the hope that it will be useful, but WITHOUT ANY WARRANTY; without even the implied warranty of MERCHANTABILITY or FITNESS FOR A PARTICULAR PURPOSE. See the GNU Lesser General Public License for more details.

You should have received a copy of the GNU Lesser General Public License along with this software; if not, write to the Free Software Foundation, Inc., 59 Temple Place, Suite 330, Boston, MA 02111-1307 USA

Definition at line 34 of file Soundfonts.hpp.

Public Member Functions

- **VstProgram** ()

Public Attributes

- int **version**
- char **name** [0xff]
- char **soundfontFileNames** [0xf][0xff]
- int **soundfontProgramsForChannels** [0xf]

34.71.2. Constructor & Destructor Documentation

VstProgram::VstProgram ()

34.71.3. Member Data Documentation

char VstProgram::name[0xff]

Definition at line 38 of file Soundfonts.hpp.

char VstProgram::soundfontFileNames[0xf][0xff]

Definition at line 39 of file Soundfonts.hpp.

int VstProgram::soundfontProgramsForChannels[0xf]

Definition at line 40 of file Soundfonts.hpp.

int VstProgram::version

Definition at line 37 of file Soundfonts.hpp.

The documentation for this struct was generated from the following file:

- `Opcodes/fluid/Soundfonts.hpp`

34.72. WaitCursor Class Reference

```
#include <CsoundVstFltk.hpp>
```

Public Member Functions

- **WaitCursor** ()
- virtual **~WaitCursor** ()

Private Attributes

- void * **cursor**

34.72.1. Constructor & Destructor Documentation

WaitCursor::WaitCursor ()

virtual **WaitCursor::~WaitCursor** () [virtual]

34.72.2. Member Data Documentation

void* **WaitCursor::cursor** [private]

Definition at line 53 of file CsoundVstFltk.hpp.

The documentation for this class was generated from the following file:

- frontends/CsoundVST/**CsoundVstFltk.hpp**

35. Csound and CsoundVST File Documentation

35.1. frontends/CsoundVST/Cell.hpp File Reference

```
#include "ScoreNode.hpp"
```

Namespaces

- namespace **csound**
- namespace **boost::numeric**

Classes

- class **csound::Cell**

35.2. frontends/CsoundVST/Composition.hpp File Reference

```
#include "CppSound.hpp"
```

```
#include "Score.hpp"
```

Namespaces

- namespace **csound**

Classes

- class **csound::Composition**

35.3. **frontends/CsoundVST/Conversions.hpp File Reference**

```
#include <cmath>
#include <string>
#include <cstdio>
#include <map>
```

Namespaces

- namespace **csound**

Classes

- class **csound::Conversions**

35.4. frontends/CsoundVST/CppSound.hpp File Reference

```
#include "CsoundFile.hpp"  
#include <string>  
#include <vector>  
#include <csound.h>  
#include <cs.h>
```

Classes

- class **CppSound**

35.5. frontends/CsoundVST/CsoundFile.hpp File Reference

```
#include <iostream>
#include <string>
#include <vector>
#include <map>
#include <fstream>
#include <sstream>
#include <stdlib.h>
```

Classes

- class **CsoundFile**

Functions

- void **gatherArgs** (int argc, const char **argv, std::string &commandLine)
- void **scatterArgs** (const std::string commandLine, int *argc, char ***argv)
- void **deleteArgs** (int argc, char **argv)
- std::string & **trim** (std::string &value)
- std::string & **trimQuotes** (std::string &value)
- bool **parseInstrument** (const std::string &definition, std::string &preNumber, std::string &id, std::string &name, std::string &postNumber)

35.5.1. Function Documentation

void deleteArgs (int argc, char ** argv) [inline]

Definition at line 83 of file CsoundFile.hpp.

void gatherArgs (int argc, const char ** argv, std::string & commandLine) [inline]

C S O U N D V S T

A VST plugin version of Csound, with Python scripting.

L I C E N S E

This software is free software; you can redistribute it and/or modify it under the terms of the GNU Lesser General Public License as published by the Free Software Foundation; either version 2.1 of the License, or (at your option) any later version.

This software is distributed in the hope that it will be useful, but WITHOUT ANY WARRANTY; without even the implied warranty of MERCHANTABILITY or FITNESS FOR A PARTICULAR PURPOSE. See the GNU Lesser General Public License for more details.

You should have received a copy of the GNU Lesser General Public License along with this software; if not, write to the Free Software Foundation, Inc., 59 Temple Place, Suite 330, Boston, MA 02111-1307 USA

Definition at line 49 of file CsoundFile.hpp.

bool parseInstrument (const std::string & *definition*, std::string & *preNumber*, std::string & *id*, std::string & *name*, std::string & *postNumber*)

Returns true if definition is a valid Csound instrument definition block. Also returns the part before the instr number, the instr number, the name (all text after the first comment on the same line as the instr number), and the part after the instr number, all by reference.

void scatterArgs (const std::string *commandLine*, int * *argc*, char * *argv*)** [inline]

Definition at line 65 of file CsoundFile.hpp.

std::string& trim (std::string & *value*) [inline]

Definition at line 99 of file CsoundFile.hpp.

std::string& trimQuotes (std::string & *value*) [inline]

Definition at line 119 of file CsoundFile.hpp.

35.6. frontends/CsoundVST/CsoundVST.hpp File Reference

```
#include "audioeffectx.h"  
#include "CppSound.hpp"  
#include "Shell.hpp"  
#include <list>
```

Classes

- class **Preset**
- class **CsoundVST**

Functions

- **PUBLIC CsoundVST * CreateCsoundVST ()**

35.6.1. Function Documentation

PUBLIC CsoundVST* CreateCsoundVST ()

35.7. frontends/CsoundVST/CsoundVstFltk.hpp File Reference

```
#include <AEffEditor.hpp>
#include <FL/Fl_Help_View.H>
#include <FL/Fl_Pack.H>
#include <FL/Fl_Tabs.H>
#include <FL/Fl_Input.H>
#include <FL/Fl_Preferences.H>
#include <FL/Fl_Browser.H>
#include <FL/Fl_Text_Editor.H>
#include <FL/Fl_Text_Display.H>
#include <FL/Fl_Text_Buffer.H>
#include <FL/Fl_Button.H>
#include <FL/Fl_Check_Button.H>
#include <FL/Fl_Group.H>
#include <list>
#include "CsoundVST.hpp"
#include "CsoundVstUi.h"
```

Classes

- class **WaitCursor**
- class **CsoundVstFltk**

35.8. frontends/CsoundVST/Event.hpp File Reference

```
#include "Conversions.hpp"  
#include "Midifile.hpp"  
#include <map>  
#include <string>  
#include <iostream>  
#include <sstream>  
#include <boost/numeric/ublas/vector.hpp>
```

Namespaces

- namespace **csound**

Classes

- class **csound::Event**

Functions

- bool **operator<** (const Event &a, const Event &b)

35.8.1. Function Documentation

bool operator< (const Event & *a*, const Event & *b*)

35.9. frontends/CsoundVST/Exception.hpp File Reference

```
#include <string>
```

Namespaces

- namespace **csound**

Classes

- class **csound::Exception**

35.10. frontends/CsoundVST/Hocket.hpp File Reference

```
#include "ScoreNode.hpp"
```

Namespaces

- namespace **csound**

Classes

- class **csound::Hocket**

35.11. frontends/CsoundVST/ImageToScore.hpp File Reference

```
#include "Silence.hpp"
```

Namespaces

- namespace **csound**

Classes

- class **csound::ImageToScore**

35.12. *frontends/CsoundVST/Lindenmayer.hpp* File Reference

```
#include "Silence.hpp"  
#include <stack>  
#include <string>  
#include <map>  
#include <vector>  
#include <boost/numeric/ublas/vector.hpp>  
#include <boost/numeric/ublas/matrix.hpp>
```

Namespaces

- namespace **csound**

Classes

- class **csound::Lindenmayer**

35.13. frontends/CsoundVST/MCRM.hpp File Reference

```
#include "Silence.hpp"
```

Namespaces

- namespace **csound**

Classes

- class **csound::MCRM**

35.14. frontends/CsoundVST/Midifile.hpp File Reference

```
#include <algorithm>
#include <fstream>
#include <iostream>
#include <map>
#include <string>
#include <vector>
```

Namespaces

- namespace **csound**

Classes

- class **csound::Chunk**
- class **csound::MidiHeader**
- class **csound::MidiEvent**
- class **csound::MidiTrack**
- class **csound::TempoMap**
- class **csound::MidiFile**

Typedefs

- typedef unsigned char **csound_u_char**

Functions

- bool **operator<** (const MidiEvent &a, MidiEvent &b)

35.14.1. Typedef Documentation

typedef unsigned char csound::csound_u_char

Definition at line 47 of file Midifile.hpp.

35.14.2. Function Documentation

bool operator< (const MidiEvent & *a*, MidiEvent & *b*)

35.15. `frontends/CsoundVST/MusicModel.hpp` File Reference

```
#include "Composition.hpp"  
#include "Node.hpp"  
#include "Score.hpp"
```

Namespaces

- namespace `csound`

Classes

- class `csound::MusicModel`

35.16. frontends/CsoundVST/Node.hpp File Reference

```
#include "Score.hpp"  
#include <vector>  
#include <boost/numeric/ublas/matrix.hpp>
```

Namespaces

- namespace **csound**

Classes

- class **csound::Node**

Typedefs

- typedef Node * **NodePtr**

35.16.1. Typedef Documentation

typedef Node* csound::NodePtr

Definition at line 84 of file Node.hpp.

35.17. frontends/CsoundVST/Random.hpp File Reference

```
#include "Node.hpp"  
#include <boost/random.hpp>  
#include <cmath>
```

Namespaces

- namespace **csound**

Classes

- class **csound::Random**

35.18. *frontends/CsoundVST/Rescale.hpp* File Reference

```
#include "ScoreNode.hpp"
```

Namespaces

- namespace **csound**

Classes

- class **csound::Rescale**

35.19. frontends/CsoundVST/Score.hpp File Reference

```
#include "Event.hpp"  
#include "Midifile.hpp"  
#include <iostream>  
#include <vector>
```

Namespaces

- namespace **csound**

Classes

- class **csound::Score**

35.20. frontends/CsoundVST/ScoreNode.hpp File Reference

```
#include "Node.hpp"  
#include "Score.hpp"
```

Namespaces

- namespace **csound**

Classes

- class **csound::ScoreNode**

35.21. frontends/CsoundVST/Shell.hpp File Reference

```
#include <string>
```

Namespaces

- namespace **csound**

Classes

- class **csound::Shell**

35.22. frontends/CsoundVST/Silence.hpp File Reference

```
#include <string>
#include <vector>
#include <map>
#include <boost/numeric/ublas/vector.hpp>
#include <boost/numeric/ublas/matrix.hpp>
#include "Conversions.hpp"
#include "System.hpp"
#include "CsoundFile.hpp"
#include "CppSound.hpp"
#include "Event.hpp"
#include "Midifile.hpp"
#include "Score.hpp"
#include "Composition.hpp"
#include "Node.hpp"
#include "ScoreNode.hpp"
#include "Cell.hpp"
#include "Hocket.hpp"
#include "Rescale.hpp"
#include "MusicModel.hpp"
#include "Random.hpp"
#include "ImageToScore.hpp"
#include "StrangeAttractor.hpp"
#include "Lindenmayer.hpp"
#include "MCRM.hpp"
```

35.23. frontends/CsoundVST/StrangeAttractor.hpp File Reference

```
#include "Silence.hpp"  
#include <string>  
#include <vector>  
#include <boost/random.hpp>  
#include <boost/numeric/ublas/matrix.hpp>
```

Namespaces

- namespace **csound**

Classes

- class **csound::StrangeAttractor**

35.24. frontends/CsoundVST/System.hpp File Reference

```
#include <string>
#include <vector>
#include <cstdarg>
#include <ctime>
```

Namespaces

- namespace **csound**

Classes

- class **csound::Logger**
- class **csound::System**
- class **csound::ThreadLock**

35.25. H/cs.h File Reference

```
#include "csoundCore.h"
```

Defines

- #define **ksmps** environ.ksmps_
- #define **esr** environ.esr_
- #define **ekr** environ.ekr_
- #define **global_ksmps** environ.global_ksmps_
- #define **global_ensmps** environ.global_ensmps_
- #define **global_ekr** environ.global_ekr_
- #define **global_onedkr** environ.global_onedkr_
- #define **global_hfkprd** environ.global_hfkprd_
- #define **global_kicvt** environ.global_kicvt_
- #define **global_kcounter** environ.global_kcounter_
- #define **reset_list** environ.reset_list_
- #define **nchnls** environ.nchnls_
- #define **nlabels** environ.nlabels_
- #define **ngotos** environ.ngotos_
- #define **strsets** environ.strsets_
- #define **strsmax** environ.strsmax_
- #define **peakchunks** environ.peakchunks_
- #define **zkstart** environ.zkstart_
- #define **zastart** environ.zastart_
- #define **zklast** environ.zklast_
- #define **zalast** environ.zalast_
- #define **kcounter** environ.kcounter_
- #define **currevent** environ.currevent_
- #define **onedkr** environ.onedkr_
- #define **onedsr** environ.onedsr_
- #define **kicvt** environ.kicvt_
- #define **sicvt** environ.sicvt_
- #define **spin** environ.spin_
- #define **spout** environ.spout_
- #define **nspin** environ.nspin_
- #define **nspout** environ.nspout_
- #define **spoutactive** environ.spoutactive_
- #define **keep_tmp** environ.keep_tmp_
- #define **dither_output** environ.dither_output_
- #define **opcodlst** environ.opcodlst_
- #define **opcode_list** environ.opcode_list_
- #define **oplstend** environ.oplstend_
- #define **holdrand** environ.holdrand_
- #define **maxinsno** environ.maxinsno_
- #define **maxopcno** environ.maxopcno_
- #define **curip** environ.curip_
- #define **Linevtblk** environ.Linevtblk_
- #define **nrecs** environ.nrecs_
- #define **Linefd** environ.Linefd_
- #define **ls_table** environ.ls_table_
- #define **curr_func_sr** environ.curr_func_sr_

- #define **retfilnam** environ.retfilnam_
- #define **orchname** environ.orchname_
- #define **scorename** environ.scorename_
- #define **xfilename** environ.xfilename_
- #define **e0dbfs** environ.e0dbfs_
- #define **instrtxtp** environ.instrtxtp_
- #define **errmsg** environ.errmsg_
- #define **scfp** environ.scfp_
- #define **oscfp** environ.oscfp_
- #define **maxamp** environ.maxamp_
- #define **smaxamp** environ.smaxamp_
- #define **omaxamp** environ.omaxamp_
- #define **maxampend** environ.maxampend_
- #define **maxpos** environ.maxpos_
- #define **smaxpos** environ.smaxpos_
- #define **omaxpos** environ.omaxpos_
- #define **tieflag** environ.tieflag_
- #define **ssdirpath** environ.smdirpath_
- #define **sdirpath** environ.sdirpath_
- #define **tokenstring** environ.tokenstring_
- #define **polish** environ.polish_
- #define **SCOREIN** environ.scorein_
- #define **SCOREOUT** environ.scoreout_
- #define **ensmps** environ.ensmps_
- #define **hfkprd** environ.hfkprd_
- #define **pool** environ.pool_
- #define **ARGOFFSPACE** environ.argoffspace_
- #define **frstoffs** environ.frstoffs_
- #define **sensType** environ.sensType_
- #define **frstbp** environ.frstbp_
- #define **sectcnt** environ.sectcnt_
- #define **M_CHNBP** environ.m_chnbp_
- #define **cpsocint** environ.cpsocint_
- #define **cpsocfrc** environ.cpsocfrc_
- #define **inerrcnt** environ.inerrcnt_
- #define **synterrcnt** environ.synterrcnt_
- #define **perferrcnt** environ.perferrcnt_
- #define **MIDIoutDONE** environ.MIDIoutDONE_
- #define **midi_out** environ.midi_out_
- #define **strmsg** environ.strmsg_
- #define **instxtanchor** environ.instxtanchor_
- #define **actanchor** environ.actanchor_
- #define **rngcnt** environ.rngcnt_
- #define **rngflg** environ.rngflg_
- #define **multichan** environ.multichan_
- #define **OrcTrigEvs** environ.OrcTrigEvs_
- #define **name_full** environ.name_full_
- #define **Mforcdecs** environ.Mforcdecs_
- #define **Mxtroffs** environ.Mxtroffs_
- #define **MTrkend** environ.MTrkend_
- #define **tran_sr** environ.tran_sr_
- #define **tran_kr** environ.tran_kr_

- #define **tran_ksmps** cenviron.tran_ksmps_
- #define **tran_0dbfs** cenviron.tran_0dbfs_
- #define **tran_nchnls** cenviron.tran_nchnls_
- #define **tpidsr** cenviron.tpidsr_
- #define **pidsr** cenviron.pidsr_
- #define **mpidsr** cenviron.mpidsr_
- #define **mtpdsr** cenviron.mtpdsr_
- #define **sadirpath** cenviron.sadirpath_
- #define **hostdata** cenviron.hostdata_
- #define **oparms** cenviron.oparms_
- #define **opcodeInfo** cenviron.opcodeInfo_
- #define **instrumentNames** cenviron.instrumentNames_
- #define **dbfs_to_short** cenviron.dbfs_to_short_
- #define **short_to_dbfs** cenviron.short_to_dbfs_
- #define **dbfs_to_float** cenviron.dbfs_to_float_
- #define **float_to_dbfs** cenviron.float_to_dbfs_
- #define **dbfs_to_long** cenviron.dbfs_to_long_
- #define **long_to_dbfs** cenviron.long_to_dbfs_
- #define **rtin_dev** cenviron.rtin_dev_
- #define **rtin_devs** cenviron.rtin_devs_
- #define **rtout_dev** cenviron.rtout_dev_
- #define **rtout_devs** cenviron.rtout_devs_
- #define **MIDIINbufIndex** cenviron.MIDIINbufIndex_
- #define **MIDIINbuffer2** cenviron.MIDIINbuffer2_
- #define **dislop4** cenviron.dislop4_
- #define **printf** cenviron.Printf

35.25.1. Define Documentation

#define actanchor cenviron.actanchor_

Definition at line 126 of file cs.h.

#define ARGOFFSPACE cenviron.argoffspace_

Definition at line 111 of file cs.h.

#define cpsocfrc cenviron.cpsocfrc_

Definition at line 118 of file cs.h.

#define cpsocint cenviron.cpsocint_

Definition at line 117 of file cs.h.

#define curip cenviron.curip_

Definition at line 76 of file cs.h.

```
#define curr_func_sr cenvron.curr_func_sr_
```

Definition at line 84 of file cs.h.

```
#define currevent cenvron.currevent_
```

Definition at line 58 of file cs.h.

```
#define dbfs_to_float cenvron.dbfs_to_float_
```

Definition at line 151 of file cs.h.

```
#define dbfs_to_long cenvron.dbfs_to_long_
```

Definition at line 153 of file cs.h.

```
#define dbfs_to_short cenvron.dbfs_to_short_
```

Definition at line 149 of file cs.h.

```
#define displop4 cenvron.displop4_
```

Definition at line 161 of file cs.h.

```
#define dither_output cenvron.dither_output_
```

Definition at line 69 of file cs.h.

```
#define e0dbfs cenvron.e0dbfs_
```

Definition at line 89 of file cs.h.

```
#define ekr cenvron.ekr_
```

Definition at line 38 of file cs.h.

```
#define ensmps cenvron.ensmps_
```

Definition at line 108 of file cs.h.

```
#define errmsg cenvron.errmsg_
```

Definition at line 91 of file cs.h.

```
#define esr cenvron.esr_
```

Definition at line 37 of file cs.h.

#define float_to_dbfs cenviron.float_to_dbfs_

Definition at line 152 of file cs.h.

#define frstbp cenviron.frstbp_

Definition at line 114 of file cs.h.

#define frstoffs cenviron.frstoffs_

Definition at line 112 of file cs.h.

#define global_ekr cenviron.global_ekr_

Definition at line 41 of file cs.h.

#define global_ensmps cenviron.global_ensmps_

Definition at line 40 of file cs.h.

#define global_hfkprd cenviron.global_hfkprd_

Definition at line 43 of file cs.h.

#define global_kcounter cenviron.global_kcounter_

Definition at line 45 of file cs.h.

#define global_kicvt cenviron.global_kicvt_

Definition at line 44 of file cs.h.

#define global_ksmps cenviron.global_ksmps_

Definition at line 39 of file cs.h.

#define global_onedkr cenviron.global_onedkr_

Definition at line 42 of file cs.h.

#define hfkprd cenviron.hfkprd_

Definition at line 109 of file cs.h.

#define holdrand cenviron.holdrand_

Definition at line 73 of file cs.h.

#define hostdata cenvron.hostdata _

Definition at line 145 of file cs.h.

#define inerrcnt cenvron.inerrcnt _

Definition at line 119 of file cs.h.

#define instrtxtp cenvron.instrtxtp _

Definition at line 90 of file cs.h.

#define instrumentNames cenvron.instrumentNames _

Definition at line 148 of file cs.h.

#define instxtanchor cenvron.instxtanchor _

Definition at line 125 of file cs.h.

#define kcounter cenvron.kcounter _

Definition at line 57 of file cs.h.

#define keep_tmp cenvron.keep_tmp _

Definition at line 68 of file cs.h.

#define kicvt cenvron.kicvt _

Definition at line 61 of file cs.h.

#define ksmps cenvron.ksmps _

Definition at line 36 of file cs.h.

#define Linefd cenvron.Linefd _

Definition at line 82 of file cs.h.

#define Linevblk cenvron.Linevblk _

Definition at line 77 of file cs.h.

#define long_to_dbfs cenvron.long_to_dbfs _

Definition at line 154 of file cs.h.

#define ls_table cenviron.ls_table _

Definition at line 83 of file cs.h.

#define M_CHNBP cenviron.m_chnbp _

Definition at line 116 of file cs.h.

#define maxamp cenviron.maxamp _

Definition at line 94 of file cs.h.

#define maxampend cenviron.maxampend _

Definition at line 97 of file cs.h.

#define maxinsno cenviron.maxinsno _

Definition at line 74 of file cs.h.

#define maxopcno cenviron.maxopcno _

Definition at line 75 of file cs.h.

#define maxpos cenviron.maxpos _

Definition at line 98 of file cs.h.

#define Mforcdecscenviron.Mforcdecsc_

Definition at line 132 of file cs.h.

#define midi_out cenviron.midi_out _

Definition at line 123 of file cs.h.

#define MIDIINbuffer2 cenviron.MIDIINbuffer2 _

Definition at line 160 of file cs.h.

#define MIDIINbufIndex cenviron.MIDIINbufIndex _

Definition at line 159 of file cs.h.

#define MIDIoutDONE cenviron.MIDIoutDONE _

Definition at line 122 of file cs.h.

#define mpidsr cenvron.mpidsr _

Definition at line 142 of file cs.h.

#define mtpdsr cenvron.mtpdsr _

Definition at line 143 of file cs.h.

#define MTrkend cenvron.MTrkend _

Definition at line 134 of file cs.h.

#define multichan cenvron.multichan _

Definition at line 129 of file cs.h.

#define Mxtroffs cenvron.Mxtroffs _

Definition at line 133 of file cs.h.

#define name_full cenvron.name_full _

Definition at line 131 of file cs.h.

#define nchnls cenvron.nchnls _

Definition at line 47 of file cs.h.

#define ngotos cenvron.ngotos _

Definition at line 49 of file cs.h.

#define nlabels cenvron.nlabels _

Definition at line 48 of file cs.h.

#define nrecs cenvron.nrecs _

Definition at line 78 of file cs.h.

#define nspin cenvron.nspin _

Definition at line 65 of file cs.h.

#define nspout cenvron.nspout _

Definition at line 66 of file cs.h.

#define omaxamp cenviron.omaxamp _

Definition at line 96 of file cs.h.

#define omaxpos cenviron.omaxpos _

Definition at line 100 of file cs.h.

#define onedkr cenviron.onedkr _

Definition at line 59 of file cs.h.

#define onedsr cenviron.onedsr _

Definition at line 60 of file cs.h.

#define oparms cenviron.oparms _

Definition at line 146 of file cs.h.

#define opcode_list cenviron.opcode_list _

Definition at line 71 of file cs.h.

#define opcodeInfo cenviron.opcodeInfo _

Definition at line 147 of file cs.h.

#define opcodlst cenviron.opcodlst _

Definition at line 70 of file cs.h.

#define oplstend cenviron.oplstend _

Definition at line 72 of file cs.h.

#define orchname cenviron.orchname _

Definition at line 86 of file cs.h.

#define OrcTrigEvts cenviron.OrcTrigEvts _

Definition at line 130 of file cs.h.

#define oscfp cenviron.oscfp _

Definition at line 93 of file cs.h.

#define peakchunks cenviron.peakchunks_

Definition at line 52 of file cs.h.

#define perferrcnt cenviron.perferrcnt_

Definition at line 121 of file cs.h.

#define pidsr cenviron.pidsr_

Definition at line 141 of file cs.h.

#define polish cenviron.polish_

Definition at line 105 of file cs.h.

#define pool cenviron.pool_

Definition at line 110 of file cs.h.

#define printf cenviron.Printf

Definition at line 162 of file cs.h.

#define reset_list cenviron.reset_list_

Definition at line 46 of file cs.h.

#define retfilnam cenviron.retfilnam_

Definition at line 85 of file cs.h.

#define rngcnt cenviron.rngcnt_

Definition at line 127 of file cs.h.

#define rngflg cenviron.rngflg_

Definition at line 128 of file cs.h.

#define rtin_dev cenviron.rtin_dev_

Definition at line 155 of file cs.h.

#define rtin_devs cenviron.rtin_devs_

Definition at line 156 of file cs.h.

#define rtout_dev cenviron.rtout_dev _

Definition at line 157 of file cs.h.

#define rtout_devs cenviron.rtout_devs _

Definition at line 158 of file cs.h.

#define sadirpath cenviron.sadirpath _

Definition at line 144 of file cs.h.

#define scfp cenviron.scfp _

Definition at line 92 of file cs.h.

#define SCOREIN cenviron.scorein _

Definition at line 106 of file cs.h.

#define scorename cenviron.scorename _

Definition at line 87 of file cs.h.

#define SCOREOUT cenviron.scoreout _

Definition at line 107 of file cs.h.

#define sectcnt cenviron.sectcnt _

Definition at line 115 of file cs.h.

#define sensType cenviron.sensType _

Definition at line 113 of file cs.h.

#define sfdirpath cenviron.sfdirpath _

Definition at line 103 of file cs.h.

#define short_to_dbfs cenviron.short_to_dbfs _

Definition at line 150 of file cs.h.

#define sicvt cenviron.sicvt _

Definition at line 62 of file cs.h.

#define smaxamp cenviro.n.smaxamp_

Definition at line 95 of file cs.h.

#define smaxpos cenviro.n.smaxpos_

Definition at line 99 of file cs.h.

#define spin cenviro.n.spin_

Definition at line 63 of file cs.h.

#define spout cenviro.n.spout_

Definition at line 64 of file cs.h.

#define spoutactive cenviro.n.spoutactive_

Definition at line 67 of file cs.h.

#define sspath cenviro.n.sspath_

Definition at line 102 of file cs.h.

#define strmsg cenviro.n.strmsg_

Definition at line 124 of file cs.h.

#define strsets cenviro.n.strsets_

Definition at line 50 of file cs.h.

#define strsmx cenviro.n.strsmx_

Definition at line 51 of file cs.h.

#define synterrcnt cenviro.n.synterrcnt_

Definition at line 120 of file cs.h.

#define tieflag cenviro.n.tieflag_

Definition at line 101 of file cs.h.

#define tokenstring cenviro.n.tokenstring_

Definition at line 104 of file cs.h.

#define tpidsr cenviron.tpidsr_

Definition at line 140 of file cs.h.

#define tran_0dbfs cenviron.tran_0dbfs_

Definition at line 138 of file cs.h.

#define tran_kr cenviron.tran_kr_

Definition at line 136 of file cs.h.

#define tran_ksmps cenviron.tran_ksmps_

Definition at line 137 of file cs.h.

#define tran_nchnls cenviron.tran_nchnls_

Definition at line 139 of file cs.h.

#define tran_sr cenviron.tran_sr_

Definition at line 135 of file cs.h.

#define xfilename cenviron.xfilename_

Definition at line 88 of file cs.h.

#define zalast cenviron.zalast_

Definition at line 56 of file cs.h.

#define zastart cenviron.zastart_

Definition at line 54 of file cs.h.

#define zklast cenviron.zklast_

Definition at line 55 of file cs.h.

#define zkstart cenviron.zkstart_

Definition at line 53 of file cs.h.

35.26. H/cSDL.h File Reference

```
#include "cs.h"
```

Defines

- #define **GetVersion** p → h.insdshead → csound → GetVersion
- #define **GetHostData** p → h.insdshead → csound → GetHostData
- #define **SetHostData** p → h.insdshead → csound → SetHostData
- #define **Perform** p → h.insdshead → csound → Perform
- #define **Compile** p → h.insdshead → csound → Compile
- #define **PerformKsmmps** p → h.insdshead → csound → PerformKsmmps
- #define **PerformBuffer** p → h.insdshead → csound → PerformBuffer
- #define **Cleanup** p → h.insdshead → csound → Cleanup
- #define **Reset** p → h.insdshead → csound → Reset
- #define **GetSr** p → h.insdshead → csound → GetSr
- #define **GetKr** pcgbl → GetKr
- #define **GetKsmmps** p → h.insdshead → csound → GetKsmmps
- #define **GetNchnls** p → h.insdshead → csound → GetNchnls
- #define **GetSampleFormat** p → h.insdshead → csound → GetSampleFormat
- #define **GetSampleSize** p → h.insdshead → csound → GetSampleSize
- #define **GetInputBufferSize** p → h.insdshead → csound → GetInputBufferSize
- #define **GetOutputBufferSize** p → h.insdshead → csound → GetOutputBufferSize
- #define **GetInputBuffer** p → h.insdshead → csound → GetInputBuffer
- #define **GetOutputBuffer** p → h.insdshead → csound → GetOutputBuffer
- #define **GetSpin** p → h.insdshead → csound → GetSpin
- #define **GetSpout** p → h.insdshead → csound → GetSpout
- #define **GetScoreTime** p → h.insdshead → csound → GetScoreTime
- #define **GetProgress** p → h.insdshead → csound → GetProgress
- #define **GetProfile** p → h.insdshead → csound → GetProfile
- #define **GetCpuUsage** p → h.insdshead → csound → GetCpuUsage
- #define **IsScorePending** p → h.insdshead → csound → IsScorePending
- #define **SetScorePending** p → h.insdshead → csound → SetScorePending
- #define **GetScoreOffsetSeconds** p → h.insdshead → csound → GetScoreOffsetSeconds
- #define **SetScoreOffsetSeconds** p → h.insdshead → csound → SetScoreOffsetSeconds
- #define **RewindScore** p → h.insdshead → csound → RewindScore
- #define **Message** p → h.insdshead → csound → Message
- #define **MessageV** p → h.insdshead → csound → MessageV
- #define **ThrowMessage** p → h.insdshead → csound → ThrowMessage
- #define **ThrowMessageV** p → h.insdshead → csound → ThrowMessageV
- #define **SetMessageCallback** p → h.insdshead → csound → SetMessageCallback
- #define **SetThrowMessageCallback** p → h.insdshead → csound → SetThrowMessageCallback
- #define **GetMessageLevel** p → h.insdshead → csound → GetMessageLevel
- #define **SetMessageLevel** p → h.insdshead → csound → SetMessageLevel
- #define **InputMessage** p → h.insdshead → csound → InputMessage
- #define **KeyPress** p → h.insdshead → csound → KeyPress
- #define **SetInputValueCallback** p → h.insdshead → csound → SetInputValueCallback
- #define **SetOutputValueCallback** p → h.insdshead → csound → SetOutputValueCallback
- #define **outputValueCalback** p → h.insdshead → csound → outputValueCalback
- #define **ScoreEvent** p → h.insdshead → csound → ScoreEvent

- #define **SetExternalMidiOpenCallback** p → h.insdshead → csound → SetExternalMidiOpenCallback
- #define **SetExternalMidiReadCallback** p → h.insdshead → csound → SetExternalMidiReadCallback
- #define **SetExternalMidiWriteCallback** p → h.insdshead → csound → SetExternalMidiWriteCallback
- #define **SetExternalMidiCloseCallback** p → h.insdshead → csound → SetExternalMidiCloseCallback
- #define **IsExternalMidiEnabled** p → h.insdshead → csound → IsExternalMidiEnabled
- #define **SetExternalMidiEnabled** p → h.insdshead → csound → SetExternalMidiEnabled
- #define **SetIsGraphable** p → h.insdshead → csound → SetIsGraphable
- #define **SetMakeGraphCallback** p → h.insdshead → csound → SetMakeGraphCallback
- #define **SetDrawGraphCallback** p → h.insdshead → csound → SetDrawGraphCallback
- #define **SetKillGraphCallback** p → h.insdshead → csound → SetKillGraphCallback
- #define **SetExitGraphCallback** p → h.insdshead → csound → SetExitGraphCallback
- #define **NewOpcodeList** p → h.insdshead → csound → NewOpcodeList
- #define **DisposeOpcodeList** p → h.insdshead → csound → DisposeOpcodeList
- #define **AppendOpcode** p → h.insdshead → csound → AppendOpcode
- #define **LoadExternal** p → h.insdshead → csound → LoadExternal
- #define **LoadExternals** p → h.insdshead → csound → LoadExternals
- #define **OpenLibrary** p → h.insdshead → csound → OpenLibrary
- #define **CloseLibrary** p → h.insdshead → csound → CloseLibrary
- #define **GetLibrarySymbol** p → h.insdshead → csound → GetLibrarySymbol
- #define **SetYieldCallback** p → h.insdshead → csound → SetYieldCallback
- #define **SetEnv** p → h.insdshead → csound → SetEnv
- #define **SetPlayopenCallback** p → h.insdshead → csound → SetPlayopenCallback
- #define **SetRtplayCallback** p → h.insdshead → csound → SetRtplayCallback
- #define **SetRecopenCallback** p → h.insdshead → csound → SetRecopenCallback
- #define **SetRtrecordCallback** p → h.insdshead → csound → SetRtrecordCallback
- #define **SetRtcloseCallback** p → h.insdshead → csound → SetRtcloseCallback
- #define **auxalloc** p → h.insdshead → csound → auxalloc_
- #define **getstring** p → h.insdshead → csound → getstring_
- #define **die** p → h.insdshead → csound → die_
- #define **ftfind** p → h.insdshead → csound → ftfind_
- #define **initerror** p → h.insdshead → csound → initerror_
- #define **perferror** p → h.insdshead → csound → perferror_
- #define **mmalloc** p → h.insdshead → csound → mmalloc_
- #define **mcalloc** p → h.insdshead → csound → mcalloc_
- #define **mfree** p → h.insdshead → csound → mfree_
- #define **dispset** p → h.insdshead → csound → dispset
- #define **display** p → h.insdshead → csound → display
- #define **intpow** p → h.insdshead → csound → intpow_
- #define **ftfindp** p → h.insdshead → csound → ftfindp
- #define **ftnp2find** p → h.insdshead → csound → ftnp2find
- #define **unquote** p → h.insdshead → csound → unquote
- #define **ldmemfile** p → h.insdshead → csound → ldmemfile
- #define **err_printf** p → h.insdshead → csound → err_printf_
- #define **ksmps** p → h.insdshead → csound → ksmps_
- #define **esr** p → h.insdshead → csound → esr_
- #define **ekr** p → h.insdshead → csound → ekr_
- #define **global_ksmps** p → h.insdshead → csound → global_ksmps_
- #define **global_ensmps** p → h.insdshead → csound → global_ensmps_

- #define **global_ekr** p → h.insdshead → csound → global_ekr_
- #define **global_onedkr** p → h.insdshead → csound → global_onedkr_
- #define **global_hfkprd** p → h.insdshead → csound → global_hfkprd_
- #define **global_kicvt** p → h.insdshead → csound → global_kicvt_
- #define **global_kcounter** p → h.insdshead → csound → global_kcounter_
- #define **reset_list** p → h.insdshead → csound → reset_list_
- #define **nchnls** p → h.insdshead → csound → nchnls_
- #define **nlabels** p → h.insdshead → csound → nlabels_
- #define **ngotos** p → h.insdshead → csound → ngotos_
- #define **strsets** p → h.insdshead → csound → strsets_
- #define **strsmax** p → h.insdshead → csound → strsmax_
- #define **peakchunks** p → h.insdshead → csound → peakchunks_
- #define **zkstart** p → h.insdshead → csound → zkstart_
- #define **zastart** p → h.insdshead → csound → zastart_
- #define **zklast** p → h.insdshead → csound → zklast_
- #define **zalast** p → h.insdshead → csound → zalast_
- #define **kcounter** p → h.insdshead → csound → kcounter_
- #define **currevent** p → h.insdshead → csound → currevent_
- #define **onedkr** p → h.insdshead → csound → onedkr_
- #define **onedsr** p → h.insdshead → csound → onedsr_
- #define **kicvt** p → h.insdshead → csound → kicvt_
- #define **sicvt** p → h.insdshead → csound → sicvt_
- #define **spin** p → h.insdshead → csound → spin_
- #define **spout** p → h.insdshead → csound → spout_
- #define **nspin** p → h.insdshead → csound → nspin_
- #define **nspout** p → h.insdshead → csound → nspout_
- #define **spoutactive** p → h.insdshead → csound → spoutactive_
- #define **keep_tmp** p → h.insdshead → csound → keep_tmp_
- #define **dither_output** p → h.insdshead → csound → dither_output_
- #define **opcodlst** p → h.insdshead → csound → opcodlst_
- #define **opcode_list** p → h.insdshead → csound → opcode_list_
- #define **oplstend** p → h.insdshead → csound → oplstend_
- #define **holdrand** p → h.insdshead → csound → holdrand_
- #define **maxinsno** p → h.insdshead → csound → maxinsno_
- #define **maxopcno** p → h.insdshead → csound → maxopcno_
- #define **curip** p → h.insdshead → csound → curip_
- #define **Linevtblk** p → h.insdshead → csound → Linevtblk_
- #define **nrecs** p → h.insdshead → csound → nrecs_
- #define **Linefd** p → h.insdshead → csound → Linefd_
- #define **ls_table** p → h.insdshead → csound → ls_table_
- #define **curr_func_sr** p → h.insdshead → csound → curr_func_sr_
- #define **retfilnam** p → h.insdshead → csound → retfilnam_
- #define **orchname** p → h.insdshead → csound → orchname_
- #define **scorename** p → h.insdshead → csound → scorename_
- #define **xfilename** p → h.insdshead → csound → xfilename_
- #define **e0dbfs** p → h.insdshead → csound → e0dbfs_
- #define **instrtxtp** p → h.insdshead → csound → instrtxtp_
- #define **errmsg** p → h.insdshead → csound → errmsg_
- #define **scfp** p → h.insdshead → csound → scfp_
- #define **oscfp** p → h.insdshead → csound → oscfp_
- #define **maxamp** p → h.insdshead → csound → maxamp_
- #define **smaxamp** p → h.insdshead → csound → smaxamp_

- #define **omaxamp** p → h.insdshead → csound → omaxamp_
- #define **maxampend** p → h.insdshead → csound → maxampend_
- #define **maxpos** p → h.insdshead → csound → maxpos_
- #define **smaxpos** p → h.insdshead → csound → smaxpos_
- #define **omaxpos** p → h.insdshead → csound → omaxpos_
- #define **tieflag** p → h.insdshead → csound → tieflag_
- #define **ssdirpath** p → h.insdshead → csound → ssdirpath_
- #define **sfdirpath** p → h.insdshead → csound → sfdirpath_
- #define **tokenstring** p → h.insdshead → csound → tokenstring_
- #define **polish** p → h.insdshead → csound → polish_
- #define **SCOREIN** p → h.insdshead → csound → scorein_
- #define **SCOREOUT** p → h.insdshead → csound → scoreout_
- #define **ensmps** p → h.insdshead → csound → ensmps_
- #define **hfkprd** p → h.insdshead → csound → hfkprd_
- #define **pool** p → h.insdshead → csound → pool_
- #define **ARGOFFSPACE** p → h.insdshead → csound → argoffspace_
- #define **frstoffs** p → h.insdshead → csound → frstoffs_
- #define **sensType** p → h.insdshead → csound → sensType_
- #define **frstbp** p → h.insdshead → csound → frstbp_
- #define **sectcnt** p → h.insdshead → csound → sectcnt_
- #define **M_CHNBP** p → h.insdshead → csound → m_chnbp_
- #define **cpsocint** p → h.insdshead → csound → cpsocint_
- #define **cpsocfrc** p → h.insdshead → csound → cpsocfrc_
- #define **inerrcnt** p → h.insdshead → csound → inerrcnt_
- #define **synterrcnt** p → h.insdshead → csound → synterrcnt_
- #define **perferrcnt** p → h.insdshead → csound → perferrcnt_
- #define **MIDIoutDONE** p → h.insdshead → csound → MIDIoutDONE_
- #define **midi_out** p → h.insdshead → csound → midi_out_
- #define **strmsg** p → h.insdshead → csound → strmsg_
- #define **instxtanchor** p → h.insdshead → csound → instxtanchor_
- #define **actanchor** p → h.insdshead → csound → actanchor_
- #define **rngcnt** p → h.insdshead → csound → rngcnt_
- #define **rngflg** p → h.insdshead → csound → rngflg_
- #define **multichan** p → h.insdshead → csound → multichan_
- #define **OrcTrigEvts** p → h.insdshead → csound → OrcTrigEvts_
- #define **name_full** p → h.insdshead → csound → name_full_
- #define **Mforcedecs** p → h.insdshead → csound → Mforcedecs_
- #define **Mxtroffs** p → h.insdshead → csound → Mxtroffs_
- #define **MTrkend** p → h.insdshead → csound → MTrkend_
- #define **tran_sr** p → h.insdshead → csound → tran_sr_
- #define **tran_kr** p → h.insdshead → csound → tran_kr_
- #define **tran_ksmps** p → h.insdshead → csound → tran_ksmps_
- #define **tran_0dbfs** p → h.insdshead → csound → tran_0dbfs_
- #define **tran_nchnls** p → h.insdshead → csound → tran_nchnls_
- #define **tpidsr** p → h.insdshead → csound → tpidsr_
- #define **pidrsr** p → h.insdshead → csound → pidrsr_
- #define **mpidsr** p → h.insdshead → csound → mpidsr_
- #define **mtpidsr** p → h.insdshead → csound → mtpidsr_
- #define **sadirpath** p → h.insdshead → csound → sadirpath_
- #define **hostdata** p → h.insdshead → csound → hostdata_
- #define **oparms** p → h.insdshead → csound → oparms_
- #define **opcodeInfo** p → h.insdshead → csound → opcodeInfo_

- #define **instrumentNames** p → h.insdshead → csound → instrumentNames_
- #define **dbfs_to_short** p → h.insdshead → csound → dbfs_to_short_
- #define **short_to_dbfs** p → h.insdshead → csound → short_to_dbfs_
- #define **dbfs_to_float** p → h.insdshead → csound → dbfs_to_float_
- #define **float_to_dbfs** p → h.insdshead → csound → float_to_dbfs_
- #define **dbfs_to_long** p → h.insdshead → csound → dbfs_to_long_
- #define **long_to_dbfs** p → h.insdshead → csound → long_to_dbfs_
- #define **rtin_dev** p → h.insdshead → csound → rtin_dev_
- #define **rtin_devs** p → h.insdshead → csound → rtin_devs_
- #define **rtout_dev** p → h.insdshead → csound → rtout_dev_
- #define **rtout_devs** p → h.insdshead → csound → rtout_devs_
- #define **MIDIINbuffIndex** p → h.insdshead → csound → MIDIINbuffIndex_
- #define **MIDIINbuffer2** p → h.insdshead → csound → MIDIINbuffer2_
- #define **mmalloc** p → h.insdshead → csound → mmalloc_
- #define **mfree** p → h.insdshead → csound → mfree_
- #define **hfgens** p → h.insdshead → csound → hfgens_
- #define **AssignBasis** p → h.insdshead → csound → AssignBasis_
- #define **putcomplexdata** p → h.insdshead → csound → putcomplexdata_
- #define **ShowCpx** p → h.insdshead → csound → ShowCpx_
- #define **PureReal** p → h.insdshead → csound → PureReal_
- #define **IsPowerOfTwo** p → h.insdshead → csound → IsPowerOfTwo_
- #define **FindTable** p → h.insdshead → csound → FindTable_
- #define **AssignBasis** p → h.insdshead → csound → AssignBasis_
- #define **reverseDig** p → h.insdshead → csound → reverseDig_
- #define **reverseDigpacked** p → h.insdshead → csound → reverseDigpacked_
- #define **FFT2dimensional** p → h.insdshead → csound → FFT2dimensional_
- #define **FFT2tor1** p → h.insdshead → csound → FFT2tor1_
- #define **FFT2tor1packed** p → h.insdshead → csound → FFT2tor1packed_
- #define **ConjScale** p → h.insdshead → csound → ConjScale_
- #define **FFT2real** p → h.insdshead → csound → FFT2real_
- #define **FFT2realpacked** p → h.insdshead → csound → FFT2realpacked_
- #define **Reals** p → h.insdshead → csound → Reals_
- #define **Realspacked** p → h.insdshead → csound → Realspacked_
- #define **FFT2** p → h.insdshead → csound → FFT2_
- #define **FFT2raw** p → h.insdshead → csound → FFT2raw_
- #define **FFT2rawpacked** p → h.insdshead → csound → FFT2rawpacked_
- #define **FFTarb** p → h.insdshead → csound → FFTarb_
- #define **DFT** p → h.insdshead → csound → DFT_
- #define **cxmul** p → h.insdshead → csound → cxmul_
- #define **getopnum** p → h.insdshead → csound → getopnum_
- #define **strarg2insno** p → h.insdshead → csound → strarg2insno_
- #define **strarg2opcno** p → h.insdshead → csound → strarg2opcno_
- #define **instance** p → h.insdshead → csound → instance_
- #define **isfullpath** p → h.insdshead → csound → isfullpath_
- #define **dies** p → h.insdshead → csound → dies_
- #define **catpath** p → h.insdshead → csound → catpath_
- #define **rewriteheader** p → h.insdshead → csound → rewriteheader_
- #define **writeheader** p → h.insdshead → csound → writeheader_
- #define **nchanik** p → h.insdshead → csound → nchanik_
- #define **chanik** p → h.insdshead → csound → chanik_
- #define **nchania** p → h.insdshead → csound → nchania_
- #define **chania** p → h.insdshead → csound → chania_

- `#define nchanok p → h.insdshead → csound → nchanok_`
- `#define chanok p → h.insdshead → csound → chanok_`
- `#define nchanoa p → h.insdshead → csound → nchanoa_`
- `#define chanoa p → h.insdshead → csound → chanoa_`
- `#define printf p → h.insdshead → csound → Printf`
- `#define LINKAGE`

35.26.1. Define Documentation

`#define actanchor p → h.insdshead → csound → actanchor_`

Definition at line 366 of file csdl.h.

`#define AppendOpcode p → h.insdshead → csound → AppendOpcode`

Definition at line 244 of file csdl.h.

`#define ARGOFFSPACE p → h.insdshead → csound → argoffspace_`

Definition at line 351 of file csdl.h.

`#define AssignBasis p → h.insdshead → csound → AssignBasis_`

Definition at line 410 of file csdl.h.

`#define AssignBasis p → h.insdshead → csound → AssignBasis_`

Definition at line 410 of file csdl.h.

`#define auxalloc p → h.insdshead → csound → auxalloc_`

Definition at line 258 of file csdl.h.

`#define catpath p → h.insdshead → csound → catpath_`

Definition at line 433 of file csdl.h.

`#define chania p → h.insdshead → csound → chania_`

Definition at line 439 of file csdl.h.

`#define chanik p → h.insdshead → csound → chanik_`

Definition at line 437 of file csdl.h.

`#define chanoa p → h.insdshead → csound → chanoa_`

Definition at line 443 of file csdl.h.

#define chanok p → h.insdshead → csound → chanok_

Definition at line 441 of file csdl.h.

#define Cleanup p → h.insdshead → csound → Cleanup

Definition at line 194 of file csdl.h.

#define CloseLibrary p → h.insdshead → csound → CloseLibrary

Definition at line 248 of file csdl.h.

#define Compile p → h.insdshead → csound → Compile

Definition at line 191 of file csdl.h.

#define ConjScale p → h.insdshead → csound → ConjScale_

Definition at line 416 of file csdl.h.

#define cpsocfrc p → h.insdshead → csound → cpsocfrc_

Definition at line 358 of file csdl.h.

#define cpsocint p → h.insdshead → csound → cpsocint_

Definition at line 357 of file csdl.h.

#define curip p → h.insdshead → csound → curip_

Definition at line 316 of file csdl.h.

#define curr_func_sr p → h.insdshead → csound → curr_func_sr_

Definition at line 324 of file csdl.h.

#define currevent p → h.insdshead → csound → currevent_

Definition at line 298 of file csdl.h.

#define cxmul p → h.insdshead → csound → cxmul_

Definition at line 426 of file csdl.h.

#define dbfs_to_float p → h.insdshead → csound → dbfs_to_float_

Definition at line 391 of file csdl.h.

#define dbfs_to_long p → h.insdshead → csound → dbfs_to_long_

Definition at line 393 of file csdl.h.

#define dbfs_to_short p → h.insdshead → csound → dbfs_to_short_

Definition at line 389 of file csdl.h.

#define DFT p → h.insdshead → csound → DFT_

Definition at line 425 of file csdl.h.

#define die p → h.insdshead → csound → die_

Definition at line 260 of file csdl.h.

#define dies p → h.insdshead → csound → dies

Definition at line 432 of file csdl.h.

#define display p → h.insdshead → csound → display

Definition at line 268 of file csdl.h.

#define DisposeOpcodeList p → h.insdshead → csound → DisposeOpcodeList

Definition at line 243 of file csdl.h.

#define dispset p → h.insdshead → csound → dispset

Definition at line 267 of file csdl.h.

#define dither_output p → h.insdshead → csound → dither_output_

Definition at line 309 of file csdl.h.

#define e0dbfs p → h.insdshead → csound → e0dbfs_

Definition at line 329 of file csdl.h.

#define ekr p → h.insdshead → csound → ekr_

Definition at line 278 of file csdl.h.

#define ensmps p → h.insdshead → csound → ensmps_

Definition at line 348 of file csdl.h.

```
#define err_printf p → h.insdshead → csound → err_printf _
```

Definition at line 274 of file csdl.h.

```
#define errmsg p → h.insdshead → csound → errmsg _
```

Definition at line 331 of file csdl.h.

```
#define esr p → h.insdshead → csound → esr _
```

Definition at line 277 of file csdl.h.

```
#define FFT2 p → h.insdshead → csound → FFT2 _
```

Definition at line 421 of file csdl.h.

```
#define FFT2dimensional p → h.insdshead → csound → FFT2dimensional _
```

Definition at line 413 of file csdl.h.

```
#define FFT2raw p → h.insdshead → csound → FFT2raw _
```

Definition at line 422 of file csdl.h.

```
#define FFT2rawpacked p → h.insdshead → csound → FFT2rawpacked _
```

Definition at line 423 of file csdl.h.

```
#define FFT2real p → h.insdshead → csound → FFT2real _
```

Definition at line 417 of file csdl.h.

```
#define FFT2realpacked p → h.insdshead → csound → FFT2realpacked _
```

Definition at line 418 of file csdl.h.

```
#define FFT2torl p → h.insdshead → csound → FFT2torl _
```

Definition at line 414 of file csdl.h.

```
#define FFT2torlpacked p → h.insdshead → csound → FFT2torlpacked _
```

Definition at line 415 of file csdl.h.

```
#define FFTarb p → h.insdshead → csound → FFTarb _
```

Definition at line 424 of file csdl.h.

#define FindTable p → h.insdshead → csound → FindTable _

Definition at line 409 of file csdl.h.

#define float_to_dbfs p → h.insdshead → csound → float_to_dbfs _

Definition at line 392 of file csdl.h.

#define frstbp p → h.insdshead → csound → frstbp _

Definition at line 354 of file csdl.h.

#define frstoffs p → h.insdshead → csound → frstoffs _

Definition at line 352 of file csdl.h.

#define ftfind p → h.insdshead → csound → ftfind _

Definition at line 261 of file csdl.h.

#define ftfindp p → h.insdshead → csound → ftfindp

Definition at line 270 of file csdl.h.

#define ftnp2find p → h.insdshead → csound → ftnp2find

Definition at line 271 of file csdl.h.

#define GetCpuUsage p → h.insdshead → csound → GetCpuUsage

Definition at line 211 of file csdl.h.

#define GetHostData p → h.insdshead → csound → GetHostData

Definition at line 188 of file csdl.h.

#define GetInputBuffer p → h.insdshead → csound → GetInputBuffer

Definition at line 204 of file csdl.h.

#define GetInputBufferSize p → h.insdshead → csound → GetInputBufferSize

Definition at line 202 of file csdl.h.

#define GetKr pcgbl → GetKr

Definition at line 197 of file csdl.h.

#define GetKsmpls p → h.insdshead → csound → GetKsmpls

Definition at line 198 of file csdl.h.

#define GetLibrarySymbol p → h.insdshead → csound → GetLibrarySymbol

Definition at line 249 of file csdl.h.

#define GetMessageLevel p → h.insdshead → csound → GetMessageLevel

Definition at line 223 of file csdl.h.

#define GetNchnls p → h.insdshead → csound → GetNchnls

Definition at line 199 of file csdl.h.

#define getopnum p → h.insdshead → csound → getopnum_

Definition at line 427 of file csdl.h.

#define GetOutputBuffer p → h.insdshead → csound → GetOutputBuffer

Definition at line 205 of file csdl.h.

#define GetOutputBufferSize p → h.insdshead → csound → GetOutputBufferSize

Definition at line 203 of file csdl.h.

#define GetProfile p → h.insdshead → csound → GetProfile

Definition at line 210 of file csdl.h.

#define GetProgress p → h.insdshead → csound → GetProgress

Definition at line 209 of file csdl.h.

#define GetSampleFormat p → h.insdshead → csound → GetSampleFormat

Definition at line 200 of file csdl.h.

#define GetSampleSize p → h.insdshead → csound → GetSampleSize

Definition at line 201 of file csdl.h.

#define GetScoreOffsetSeconds p → h.insdshead → csound → GetScoreOffsetSeconds

Definition at line 214 of file csdl.h.

#define GetScoreTime p → h.insdshead → csound → GetScoreTime

Definition at line 208 of file csdl.h.

#define GetSpin p → h.insdshead → csound → GetSpin

Definition at line 206 of file csdl.h.

#define GetSpout p → h.insdshead → csound → GetSpout

Definition at line 207 of file csdl.h.

#define GetSr p → h.insdshead → csound → GetSr

Definition at line 196 of file csdl.h.

#define getstring p → h.insdshead → csound → getstring_

Definition at line 259 of file csdl.h.

#define GetVersion p → h.insdshead → csound → GetVersion

Definition at line 187 of file csdl.h.

#define global_ekr p → h.insdshead → csound → global_ekr_

Definition at line 281 of file csdl.h.

#define global_ensmps p → h.insdshead → csound → global_ensmps_

Definition at line 280 of file csdl.h.

#define global_hfkprd p → h.insdshead → csound → global_hfkprd_

Definition at line 283 of file csdl.h.

#define global_kcounter p → h.insdshead → csound → global_kcounter_

Definition at line 285 of file csdl.h.

#define global_kicvt p → h.insdshead → csound → global_kicvt_

Definition at line 284 of file csdl.h.

#define global_ksmps p → h.insdshead → csound → global_ksmps_

Definition at line 279 of file csdl.h.

#define global_onedkr p → h.insdshead → csound → global_onedkr_

Definition at line 282 of file csdl.h.

#define hfgens p → h.insdshead → csound → hfgens_

Definition at line 403 of file csdl.h.

#define hfkprd p → h.insdshead → csound → hfkprd_

Definition at line 349 of file csdl.h.

#define holdrand p → h.insdshead → csound → holdrand_

Definition at line 313 of file csdl.h.

#define hostdata_ p → h.insdshead → csound → hostdata_

Definition at line 385 of file csdl.h.

#define inerrcnt p → h.insdshead → csound → inerrcnt_

Definition at line 359 of file csdl.h.

#define initerror p → h.insdshead → csound → initerror_

Definition at line 262 of file csdl.h.

#define InputMessage p → h.insdshead → csound → InputMessage

Definition at line 225 of file csdl.h.

#define instance p → h.insdshead → csound → instance_

Definition at line 430 of file csdl.h.

#define instrtxtp p → h.insdshead → csound → instrtxtp_

Definition at line 330 of file csdl.h.

#define instrumentNames p → h.insdshead → csound → instrumentNames_

Definition at line 388 of file csdl.h.

#define instxtanchor p → h.insdshead → csound → instxtanchor_

Definition at line 365 of file csdl.h.

#define intpow p → h.insdshead → csound → intpow _

Definition at line 269 of file csdl.h.

#define IsExternalMidiEnabled p → h.insdshead → csound → IsExternalMidiEnabled

Definition at line 235 of file csdl.h.

#define isfullpath p → h.insdshead → csound → isfullpath _

Definition at line 431 of file csdl.h.

#define IsPowerOfTwo p → h.insdshead → csound → IsPowerOfTwo _

Definition at line 408 of file csdl.h.

#define IsScorePending p → h.insdshead → csound → IsScorePending

Definition at line 212 of file csdl.h.

#define kcounter p → h.insdshead → csound → kcounter _

Definition at line 297 of file csdl.h.

#define keep_tmp p → h.insdshead → csound → keep_tmp _

Definition at line 308 of file csdl.h.

#define KeyPress p → h.insdshead → csound → KeyPress

Definition at line 226 of file csdl.h.

#define kicvt p → h.insdshead → csound → kicvt _

Definition at line 301 of file csdl.h.

#define ksmps p → h.insdshead → csound → ksmps _

Definition at line 276 of file csdl.h.

#define ldmemfile p → h.insdshead → csound → ldmemfile

Definition at line 273 of file csdl.h.

#define Linefd p → h.insdshead → csound → Linefd _

Definition at line 322 of file csdl.h.

#define Linevblk *p* → **h.insdshead** → **csound** → **Linevblk_**

Definition at line 317 of file csdl.h.

#define LINKAGE

Value:

```
long opcode_size(void)      \
    {                       \
        return sizeof(localops); \
    }                       \
                             \
OENTRY *opcode_init(ENVIRON *xx)\
    {                       \
        return localops;      \
    }                       \
```

Definition at line 449 of file csdl.h.

#define LoadExternal *p* → **h.insdshead** → **csound** → **LoadExternal**

Definition at line 245 of file csdl.h.

#define LoadExternals *p* → **h.insdshead** → **csound** → **LoadExternals**

Definition at line 246 of file csdl.h.

#define long_to_dbfs *p* → **h.insdshead** → **csound** → **long_to_dbfs_**

Definition at line 394 of file csdl.h.

#define ls_table *p* → **h.insdshead** → **csound** → **ls_table_**

Definition at line 323 of file csdl.h.

#define M_CHNBP *p* → **h.insdshead** → **csound** → **m_chnbp_**

Definition at line 356 of file csdl.h.

#define maxamp *p* → **h.insdshead** → **csound** → **maxamp_**

Definition at line 334 of file csdl.h.

#define maxampend *p* → **h.insdshead** → **csound** → **maxampend_**

Definition at line 337 of file csdl.h.

#define maxinsno *p* → **h.insdshead** → **csound** → **maxinsno_**

Definition at line 314 of file csdl.h.

#define maxopcno p → h.insdshead → csound → maxopcno _

Definition at line 315 of file csdl.h.

#define maxpos p → h.insdshead → csound → maxpos _

Definition at line 338 of file csdl.h.

#define mcalloc p → h.insdshead → csound → mcalloc _

Definition at line 265 of file csdl.h.

#define Message p → h.insdshead → csound → Message

Definition at line 217 of file csdl.h.

#define MessageV p → h.insdshead → csound → MessageV

Definition at line 218 of file csdl.h.

#define Mforcdec p → h.insdshead → csound → Mforcdec _

Definition at line 372 of file csdl.h.

#define mfree p → h.insdshead → csound → mfree _

Definition at line 402 of file csdl.h.

#define mfree p → h.insdshead → csound → mfree _

Definition at line 402 of file csdl.h.

#define midi_out p → h.insdshead → csound → midi_out _

Definition at line 363 of file csdl.h.

#define MIDIINbuffer2 p → h.insdshead → csound → MIDIINbuffer2 _

Definition at line 400 of file csdl.h.

#define MIDIINbufIndex p → h.insdshead → csound → MIDIINbufIndex _

Definition at line 399 of file csdl.h.

#define MIDIoutDONE p → h.insdshead → csound → MIDIoutDONE _

Definition at line 362 of file csdl.h.

#define mmalloc p → h.insdshead → csound → mmalloc _

Definition at line 401 of file csdl.h.

#define mmalloc p → h.insdshead → csound → mmalloc _

Definition at line 401 of file csdl.h.

#define mpidsr p → h.insdshead → csound → mpidsr _

Definition at line 382 of file csdl.h.

#define mtpdsr p → h.insdshead → csound → mtpdsr _

Definition at line 383 of file csdl.h.

#define MTrkend p → h.insdshead → csound → MTrkend _

Definition at line 374 of file csdl.h.

#define multichan p → h.insdshead → csound → multichan _

Definition at line 369 of file csdl.h.

#define Mxtroffs p → h.insdshead → csound → Mxtroffs _

Definition at line 373 of file csdl.h.

#define name_full p → h.insdshead → csound → name_full _

Definition at line 371 of file csdl.h.

#define nchania p → h.insdshead → csound → nchania _

Definition at line 438 of file csdl.h.

#define nchanik p → h.insdshead → csound → nchanik _

Definition at line 436 of file csdl.h.

#define nchanoa p → h.insdshead → csound → nchanoa _

Definition at line 442 of file csdl.h.

#define nchanok p → h.insdshead → csound → nchanok _

Definition at line 440 of file csdl.h.

#define nchnls p → h.insdshead → csound → nchnls_

Definition at line 287 of file csdl.h.

#define NewOpcodeList p → h.insdshead → csound → NewOpcodeList

Definition at line 242 of file csdl.h.

#define ngotos p → h.insdshead → csound → ngotos_

Definition at line 289 of file csdl.h.

#define nlabels p → h.insdshead → csound → nlabels_

Definition at line 288 of file csdl.h.

#define nrecs p → h.insdshead → csound → nrecs_

Definition at line 318 of file csdl.h.

#define nspin p → h.insdshead → csound → nspin_

Definition at line 305 of file csdl.h.

#define nspout p → h.insdshead → csound → nspout_

Definition at line 306 of file csdl.h.

#define omaxamp p → h.insdshead → csound → omaxamp_

Definition at line 336 of file csdl.h.

#define omaxpos p → h.insdshead → csound → omaxpos_

Definition at line 340 of file csdl.h.

#define onedkr p → h.insdshead → csound → onedkr_

Definition at line 299 of file csdl.h.

#define onedsr p → h.insdshead → csound → onedsr_

Definition at line 300 of file csdl.h.

#define oparms_ p → h.insdshead → csound → oparms_

Definition at line 386 of file csdl.h.

#define opcode_list p → h.insdshead → csound → opcode_list_

Definition at line 311 of file csdl.h.

#define opcodeInfo p → h.insdshead → csound → opcodeInfo_

Definition at line 387 of file csdl.h.

#define opcodlst p → h.insdshead → csound → opcodlst_

Definition at line 310 of file csdl.h.

#define OpenLibrary p → h.insdshead → csound → OpenLibrary

Definition at line 247 of file csdl.h.

#define oplstend p → h.insdshead → csound → oplstend_

Definition at line 312 of file csdl.h.

#define orchname p → h.insdshead → csound → orchname_

Definition at line 326 of file csdl.h.

#define OrcTrigEvts p → h.insdshead → csound → OrcTrigEvts_

Definition at line 370 of file csdl.h.

#define oscfp p → h.insdshead → csound → oscfp_

Definition at line 333 of file csdl.h.

#define outputValueCallback p → h.insdshead → csound → outputValueCallback

Definition at line 229 of file csdl.h.

#define peakchunks p → h.insdshead → csound → peakchunks_

Definition at line 292 of file csdl.h.

#define perferrcnt p → h.insdshead → csound → perferrcnt_

Definition at line 361 of file csdl.h.

#define perferror p → h.insdshead → csound → perferror_

Definition at line 263 of file csdl.h.

#define Perform p → h.insdshead → csound → Perform

Definition at line 190 of file csdl.h.

#define PerformBuffer p → h.insdshead → csound → PerformBuffer

Definition at line 193 of file csdl.h.

#define PerformKsmpls p → h.insdshead → csound → PerformKsmpls

Definition at line 192 of file csdl.h.

#define pidsr p → h.insdshead → csound → pidsr_

Definition at line 381 of file csdl.h.

#define polish p → h.insdshead → csound → polish_

Definition at line 345 of file csdl.h.

#define pool p → h.insdshead → csound → pool_

Definition at line 350 of file csdl.h.

#define printf p → h.insdshead → csound → Printf

Definition at line 447 of file csdl.h.

#define PureReal p → h.insdshead → csound → PureReal_

Definition at line 407 of file csdl.h.

#define putcomplexdata p → h.insdshead → csound → putcomplexdata_

Definition at line 405 of file csdl.h.

#define Reals p → h.insdshead → csound → Reals_

Definition at line 419 of file csdl.h.

#define Realspacked p → h.insdshead → csound → Realspacked_

Definition at line 420 of file csdl.h.

#define Reset p → h.insdshead → csound → Reset

Definition at line 195 of file csdl.h.

#define reset_list p → h.insdshead → csound → reset_list _

Definition at line 286 of file csdl.h.

#define retfilnam p → h.insdshead → csound → retfilnam _

Definition at line 325 of file csdl.h.

#define reverseDig p → h.insdshead → csound → reverseDig _

Definition at line 411 of file csdl.h.

#define reverseDigpacked p → h.insdshead → csound → reverseDigpacked _

Definition at line 412 of file csdl.h.

#define RewindScore p → h.insdshead → csound → RewindScore

Definition at line 216 of file csdl.h.

#define rewriteheader p → h.insdshead → csound → rewriteheader _

Definition at line 434 of file csdl.h.

#define rngcnt p → h.insdshead → csound → rngcnt _

Definition at line 367 of file csdl.h.

#define rngflg p → h.insdshead → csound → rngflg _

Definition at line 368 of file csdl.h.

#define rtin_dev p → h.insdshead → csound → rtin_dev _

Definition at line 395 of file csdl.h.

#define rtin_devs p → h.insdshead → csound → rtin_devsa _

Definition at line 396 of file csdl.h.

#define rtout_dev p → h.insdshead → csound → rtout_dev _

Definition at line 397 of file csdl.h.

#define rtout_devs p → h.insdshead → csound → rtout_devs _

Definition at line 398 of file csdl.h.

#define sadirpath p → h.insdshead → csound → sadirpath _

Definition at line 384 of file csdl.h.

#define scfp p → h.insdshead → csound → scfp _

Definition at line 332 of file csdl.h.

#define ScoreEvent p → h.insdshead → csound → ScoreEvent

Definition at line 230 of file csdl.h.

#define SCOREIN p → h.insdshead → csound → scorein _

Definition at line 346 of file csdl.h.

#define scorename p → h.insdshead → csound → scorename _

Definition at line 327 of file csdl.h.

#define SCOREOUT p → h.insdshead → csound → scoreout _

Definition at line 347 of file csdl.h.

#define sectcnt p → h.insdshead → csound → sectcnt _

Definition at line 355 of file csdl.h.

#define sensType p → h.insdshead → csound → sensType _

Definition at line 353 of file csdl.h.

#define SetDrawGraphCallback p → h.insdshead → csound → SetDrawGraphCallback

Definition at line 239 of file csdl.h.

#define SetEnv p → h.insdshead → csound → SetEnv

Definition at line 251 of file csdl.h.

#define SetExitGraphCallback p → h.insdshead → csound → SetExitGraphCallback

Definition at line 241 of file csdl.h.

#define SetExternalMidiCloseCallback p → h.insdshead → csound → SetExternalMidiCloseCallback

Definition at line 234 of file csdl.h.

#define SetExternalMidiEnabled p → h.insdshead → csound → SetExternalMidiEnabled

Definition at line 236 of file csdl.h.

#define SetExternalMidiOpenCallback p → h.insdshead → csound → SetExternalMidiOpenCallback

Definition at line 231 of file csdl.h.

#define SetExternalMidiReadCallback p → h.insdshead → csound → SetExternalMidiReadCallback

Definition at line 232 of file csdl.h.

#define SetExternalMidiWriteCallback p → h.insdshead → csound → SetExternalMidiWriteCallback

Definition at line 233 of file csdl.h.

#define SetHostData p → h.insdshead → csound → SetHostData

Definition at line 189 of file csdl.h.

#define SetInputValueCallback p → h.insdshead → csound → SetInputValueCallback

Definition at line 227 of file csdl.h.

#define SetIsGraphable p → h.insdshead → csound → SetIsGraphable

Definition at line 237 of file csdl.h.

#define SetKillGraphCallback p → h.insdshead → csound → SetKillGraphCallback

Definition at line 240 of file csdl.h.

#define SetMakeGraphCallback p → h.insdshead → csound → SetMakeGraphCallback

Definition at line 238 of file csdl.h.

#define SetMessageCallback p → h.insdshead → csound → SetMessageCallback

Definition at line 221 of file csdl.h.

#define SetMessageLevel p → h.insdshead → csound → SetMessageLevel

Definition at line 224 of file csdl.h.

#define SetOutputValueCallback p → h.insdshead → csound → SetOutputValueCallback

Definition at line 228 of file csdl.h.

#define SetPlayopenCallback p → h.insdshead → csound → SetPlayopenCallback

Definition at line 252 of file csdl.h.

#define SetRecopenCallback p → h.insdshead → csound → SetRecopenCallback

Definition at line 254 of file csdl.h.

#define SetRtcloseCallback p → h.insdshead → csound → SetRtcloseCallback

Definition at line 256 of file csdl.h.

#define SetRtplayCallback p → h.insdshead → csound → SetRtplayCallback

Definition at line 253 of file csdl.h.

#define SetRtrecordCallback p → h.insdshead → csound → SetRtrecordCallback

Definition at line 255 of file csdl.h.

#define SetScoreOffsetSeconds p → h.insdshead → csound → SetScoreOffsetSeconds

Definition at line 215 of file csdl.h.

#define SetScorePending p → h.insdshead → csound → SetScorePending

Definition at line 213 of file csdl.h.

#define SetThrowMessageCallback p → h.insdshead → csound → SetThrowMessageCallback

Definition at line 222 of file csdl.h.

#define SetYieldCallback p → h.insdshead → csound → SetYieldCallback

Definition at line 250 of file csdl.h.

#define sfdirpath p → h.insdshead → csound → sfdirpath_

Definition at line 343 of file csdl.h.

#define short_to_dbfs p → h.insdshead → csound → short_to_dbfs_

Definition at line 390 of file csdl.h.

#define ShowCpx p → h.insdshead → csound → ShowCpx_

Definition at line 406 of file csdl.h.

#define sicvt p → h.insdshead → csound → sicvt_

Definition at line 302 of file csdl.h.

#define smaxamp p → h.insdshead → csound → smaxamp_

Definition at line 335 of file csdl.h.

#define smaxpos p → h.insdshead → csound → smaxpos_

Definition at line 339 of file csdl.h.

#define spin p → h.insdshead → csound → spin_

Definition at line 303 of file csdl.h.

#define spout p → h.insdshead → csound → spout_

Definition at line 304 of file csdl.h.

#define spoutactive p → h.insdshead → csound → spoutactive_

Definition at line 307 of file csdl.h.

#define ssdirpath p → h.insdshead → csound → ssdirpath_

Definition at line 342 of file csdl.h.

#define strarg2insno p → h.insdshead → csound → strarg2insno_

Definition at line 428 of file csdl.h.

#define strarg2opcno p → h.insdshead → csound → strarg2opcno_

Definition at line 429 of file csdl.h.

#define strmsg p → h.insdshead → csound → strmsg_

Definition at line 364 of file csdl.h.

#define strsets p → h.insdshead → csound → strsets_

Definition at line 290 of file csdl.h.

#define strsmx p → h.insdshead → csound → strsmx_

Definition at line 291 of file csdl.h.

#define synterrcnt p → h.insdshead → csound → synterrcnt_

Definition at line 360 of file csdl.h.

#define ThrowMessage p → h.insdshead → csound → ThrowMessage

Definition at line 219 of file csdl.h.

#define ThrowMessageV p → h.insdshead → csound → ThrowMessageV

Definition at line 220 of file csdl.h.

#define tieflag p → h.insdshead → csound → tieflag_

Definition at line 341 of file csdl.h.

#define tokenstring p → h.insdshead → csound → tokenstring_

Definition at line 344 of file csdl.h.

#define tpidsr p → h.insdshead → csound → tpidsr_

Definition at line 380 of file csdl.h.

#define tran_0dbfs p → h.insdshead → csound → tran_0dbfs_

Definition at line 378 of file csdl.h.

#define tran_kr p → h.insdshead → csound → tran_kr_

Definition at line 376 of file csdl.h.

#define tran_ksmps p → h.insdshead → csound → tran_ksmps_

Definition at line 377 of file csdl.h.

#define tran_nchnls p → h.insdshead → csound → tran_nchnls_

Definition at line 379 of file csdl.h.

#define tran_sr p → h.insdshead → csound → tran_sr_

Definition at line 375 of file csdl.h.

#define unquote p → h.insdshead → csound → unquote

Definition at line 272 of file csdl.h.

#define writeheader p → h.insdshead → csound → writeheader_

Definition at line 435 of file csdl.h.

#define xfilename p → h.insdshead → csound → xfilename_

Definition at line 328 of file csdl.h.

#define zalast p → h.insdshead → csound → zalast_

Definition at line 296 of file csdl.h.

#define zstart p → h.insdshead → csound → zstart_

Definition at line 294 of file csdl.h.

#define zklast p → h.insdshead → csound → zklast_

Definition at line 295 of file csdl.h.

#define zkstart p → h.insdshead → csound → zkstart_

Definition at line 293 of file csdl.h.

35.27. H/csound.h File Reference

35.27.1. Detailed Description

Author:

John P. Fitch, Michael Gogins, Matt Ingalls, and John D. Ramsdell

Purposes

The purposes of the Csound API are as follows:

- Declare a stable public application programming interface (API) for Csound in **csound.h**(p. 1366). This is the only header file that needs to be `#included` by users of the Csound API.
- Hide the internal implementation details of Csound from users of the API, so that development of Csound can proceed without affecting code that uses the API.

Users

Users of the Csound API fall into two main categories: hosts, and plugins.

- Hosts are applications that use Csound as a software synthesis engine. Hosts can link with the Csound API either statically or dynamically.
- Plugins are shared libraries loaded by Csound at run time to implement external opcodes and/or drivers for audio or MIDI input and output.

Hosts using the Csound API must `#include <csound.h(p. 1366)>`, and link with the Csound API library.

Hosts must first create an instance of Csound using the `csoundCreate` API function. When hosts are finished using Csound, they must destroy the instance of `csound` using the `csoundDestroy` API function. Most of the other Csound API functions take the Csound instance as their first argument. Hosts can call either the standalone API functions defined in **csound.h**(p. 1366), e.g. `csoundGetSr(csound)`, or the function pointers in the Csound instance structure, e.g. `csound->GetSr(csound)`(p. 1350). Each function in the Csound API has a corresponding function pointer in the Csound instance structure.

Here is the complete code for the simplest possible Csound API host, a command-line Csound application:

```
#include <csound.h>

int main(int argc, char **argv)
{
    void *csound = csoundCreate(0);
    int result = csoundPerform(csound, argc, argv);
    csoundDestroy(csound);
    return result;
}
```

All opcodes, including plugins, receive a pointer to their host instance of Csound in the opcode structure itself. Therefore, plugins **MUST NOT** create an instance of Csound, and **MUST** call the Csound API function pointers off the Csound instance pointer in the `insdshead` member of the OPDS structure, for example:

```
MYFLT sr = MyOpcodeStructure->h.insdshead->csound->GetSr(MyOpcodeStructure->h.insdshead->csound);
```


In general, plugins should **ONLY** access Csound functionality through the API function pointers.

TODO

The Csound API is not finished. At this time, Csound does not support creating multiple instances of Csound in a single process, and the Csound API functions do not all take a pointer to the Csound instance as their first argument. This needs to be changed.

In addition, some new functions need to be added to the API for various purposes:

- Create and destroy function tables, get and set function table data.
- Support for plugin audio, MIDI, and control drivers.
- Support for configuring and accessing realtime audio busses.

Definition in file **csound.h**.

```
#include "sysdep.h"
#include "cwindow.h"
#include "opcode.h"
#include <stdarg.h>
```

Defines

- #define **PUBLIC**
- #define **LIBRARY_CALL**

Typedefs

- typedef **PUBLIC** int(* **CsoundRegisterExternalType**)(void *csound)

Enumerations

- enum **CSOUND_STATUS** {
CSOUND_SUCCESS = 0, **CSOUND_ERROR** = -1, **CSOUND_INITIALIZATION** = -2, **CSOUND_PERFORMANCE** = -3,
CSOUND_MEMORY = -4 }

Functions

- **PUBLIC** void * **csoundCreate** (void *hostData)
- **PUBLIC** int **csoundQueryInterface** (const char *name, void **iface, int *version)
- **PUBLIC** void **csoundDestroy** (void *csound)
- **PUBLIC** int **csoundGetVersion** (void)
- **PUBLIC** void * **csoundGetHostData** (void *csound)
- **PUBLIC** void **csoundSetHostData** (void *csound, void *hostData)
- **PUBLIC** int **csoundPerform** (void *csound, int argc, char **argv)
- **PUBLIC** int **csoundCompile** (void *csound, int argc, char **argv)
- **PUBLIC** int **csoundPerformKsmmps** (void *csound)
- **PUBLIC** int **csoundPerformKsmmpsAbsolute** (void *csound)

- PUBLIC int **csoundPerformBuffer** (void *csound)
- PUBLIC void **csoundCleanup** (void *csound)
- PUBLIC void **csoundReset** (void *csound)
- PUBLIC MYFLT **csoundGetSr** (void *csound)
- PUBLIC MYFLT **csoundGetKr** (void *csound)
- PUBLIC int **csoundGetKsmps** (void *csound)
- PUBLIC int **csoundGetNchnls** (void *csound)
- PUBLIC int **csoundGetSampleFormat** (void *csound)
- PUBLIC int **csoundGetSampleSize** (void *csound)
- PUBLIC long **csoundGetInputBufferSize** (void *csound)
- PUBLIC long **csoundGetOutputBufferSize** (void *csound)
- PUBLIC void * **csoundGetInputBuffer** (void *csound)
- PUBLIC void * **csoundGetOutputBuffer** (void *csound)
- PUBLIC MYFLT * **csoundGetSpin** (void *csound)
- PUBLIC MYFLT * **csoundGetSpout** (void *csound)
- PUBLIC MYFLT **csoundGetScoreTime** (void *csound)
- PUBLIC MYFLT **csoundGetProgress** (void *csound)
- PUBLIC MYFLT **csoundGetProfile** (void *csound)
- PUBLIC MYFLT **csoundGetCpuUsage** (void *csound)
- PUBLIC int **csoundIsScorePending** (void *csound)
- PUBLIC void **csoundSetScorePending** (void *csound, int pending)
- PUBLIC MYFLT **csoundGetScoreOffsetSeconds** (void *csound)
- PUBLIC void **csoundSetScoreOffsetSeconds** (void *csound, MYFLT offset)
- PUBLIC void **csoundRewindScore** (void *csound)
- PUBLIC void **csoundMessage** (void *csound, const char *format,...)
- PUBLIC void **csoundMessageV** (void *csound, const char *format, va_list args)
- PUBLIC void **csoundThrowMessage** (void *csound, const char *format,...)
- PUBLIC void **csoundThrowMessageV** (void *csound, const char *format, va_list args)
- PUBLIC void **csoundSetMessageCallback** (void *csound, void(*csoundMessageCallback)(void *csound, const char *format, va_list valist))
- PUBLIC void **csoundSetThrowMessageCallback** (void *csound, void(*throwMessageCallback)(void *csound, const char *format, va_list valist))
- PUBLIC int **csoundGetMessageLevel** (void *csound)
- PUBLIC void **csoundSetMessageLevel** (void *csound, int messageLevel)
- PUBLIC void **csoundInputMessage** (void *csound, const char *message)
- PUBLIC void **csoundKeyPress** (void *csound, char c)
- PUBLIC void **csoundSetInputValueCallback** (void *csound, void(*inputValueCallback)(void *csound, char *channelName, MYFLT *value))
- PUBLIC void **csoundSetOutputValueCallback** (void *csound, void(*outputValueCallback)(void *csound, char *channelName, MYFLT value))
- PUBLIC void **csoundScoreEvent** (void *csound, char type, MYFLT *pFields, long numFields)
- PUBLIC void **csoundSetExternalMidiDeviceOpenCallback** (void *csound, void(*externalMidiDeviceOpenCallback)(void *csound))
- PUBLIC void **csoundSetExternalMidiReadCallback** (void *csound, int(*externalMidiReadCallback)(void *csound, unsigned char *midiData, int size))
- PUBLIC void **csoundSetExternalMidiWriteCallback** (void *csound, int(*externalMidiWriteCallback)(void *csound, unsigned char *midiData))
- PUBLIC void **csoundSetExternalMidiDeviceCloseCallback** (void *csound, void(*externalMidiDeviceCloseCallback)(void *csound))
- PUBLIC int **csoundIsExternalMidiEnabled** (void *csound)
- PUBLIC void **csoundSetExternalMidiEnabled** (void *csound, int enabled)
- PUBLIC void **csoundSetIsGraphable** (void *csound, int isGraphable)

- PUBLIC void **csoundSetMakeGraphCallback** (void *csound, void(*makeGraphCallback)(void *csound, WINDAT *windat, char *name))
- PUBLIC void **csoundSetDrawGraphCallback** (void *csound, void(*drawGraphCallback)(void *csound, WINDAT *windat))
- PUBLIC void **csoundSetKillGraphCallback** (void *csound, void(*killGraphCallback)(void *csound, WINDAT *windat))
- PUBLIC void **csoundSetExitGraphCallback** (void *csound, int(*exitGraphCallback)(void *csound))
- PUBLIC opcodeList * **csoundNewOpcodeList** (void)
- PUBLIC void **csoundDisposeOpcodeList** (opcodeList *opcodeList_)
- PUBLIC int **csoundAppendOpcode** (void *csound, char *opname, int dsblksiz, int thread, char *outtypes, char *intypes, int(*iopadr)(void *), int(*kopadr)(void *), int(*aopadr)(void *), int(*dopadr)(void *))
- PUBLIC int **csoundLoadExternal** (void *csound, const char *libraryPath)
- PUBLIC int **csoundLoadExternals** (void *csound)
- PUBLIC void * **csoundOpenLibrary** (const char *libraryPath)
- PUBLIC void * **csoundCloseLibrary** (void *library)
- PUBLIC void * **csoundGetLibrarySymbol** (void *library, const char *symbolName)
- PUBLIC int **csoundYield** (void *)
- PUBLIC void **csoundSetYieldCallback** (void *csound, int(*yieldCallback)(void *csound))
- PUBLIC void **csoundSetEnv** (void *csound, const char *environmentVariableName, const char *path)
- PUBLIC void **csoundSetPlayopenCallback** (void *csound, void(*playopen__)(int nchanls, int dsize, float sr, int scale))
- PUBLIC void **csoundSetRtplayCallback** (void *csound, void(*rtplay__)(void *outBuf, int nbytes))
- PUBLIC void **csoundSetRecopenCallback** (void *csound, void(*recopen__)(int nchanls, int dsize, float sr, int scale))
- PUBLIC void **csoundSetRtrecordCallback** (void *csound, int(*rtrecord__)(char *inBuf, int nbytes))
- PUBLIC void **csoundSetRtcloseCallback** (void *csound, void(*rtclose__)(void))
- PUBLIC int **csoundGetDebug** (void *csound)
- PUBLIC void **csoundSetDebug** (void *csound, int debug)
- PUBLIC int **csoundTableLength** (void *csound, int table)
- PUBLIC MYFLT **csoundTableGet** (void *csound, int table, int index)
- PUBLIC void **csoundTableSet** (void *csound, int table, int index, MYFLT value)
- PUBLIC void * **csoundCreateThread** (void *csound, int(*threadRoutine)(void *userdata), void *userdata)
- PUBLIC int **csoundJoinThread** (void *csound, void *thread)
- PUBLIC void * **csoundCreateThreadLock** (void *csound)
- PUBLIC void **csoundWaitThreadLock** (void *csound, void *lock, size_t milliseconds)
- PUBLIC void **csoundNotifyThreadLock** (void *csound, void *lock)
- PUBLIC void **csoundDestroyThreadLock** (void *csound, void *lock)

35.27.2. Define Documentation

#define LIBRARY_CALL

Definition at line 129 of file csound.h.

#define PUBLIC

Definition at line 128 of file csound.h.

35.27.3. Typedef Documentation

typedef PUBLIC int(* CsoundRegisterExternalType)(void *csound)

Definition at line 602 of file csound.h.

35.27.4. Enumeration Type Documentation

enum CSOUND_ STATUS

ERROR DEFINITIONS

Enumeration values:

CSOUND_ SUCCESS

CSOUND_ ERROR

CSOUND_ INITIALIZATION

CSOUND_ PERFORMANCE

CSOUND_ MEMORY

Definition at line 151 of file csound.h.

35.27.5. Function Documentation

PUBLIC int csoundAppendOpcode (void * csound, char * opname, int dsblksiz, int thread, char * outypes, char * intypes, int(*) (void *) iopadr, int(*) (void *) kopadr, int(*) (void *) aopadr, int(*) (void *) dopadr)

Appends an opcode implemented by external software to Csound's internal opcode list. The opcode list is extended by one slot, and the parameters are copied into the new slot.

PUBLIC void csoundCleanup (void * csound)

Prints information about the end of a performance. Must be called after the final call to csoundPerformKsmpls.

PUBLIC void* csoundCloseLibrary (void * library)

PUBLIC int csoundCompile (void * csound, int argc, char ** argv)

Compiles Csound input files (such as an orchestra and score) as directed by the supplied command-line arguments, but does not perform them. Returns a non-zero error code on failure. In this (host-driven) mode, the sequence of calls should be as follows: /code

```
csoundCompile(csound, argc, argv, thisObj); while(!csoundPerformBuffer(csound)); csoundCleanup(csound); csoundReset(csound); /endcode
```

PUBLIC void* csoundCreate (void * hostData)

Creates an instance of Csound. Returns an opaque pointer that must be passed to most Csound API functions. The hostData parameter can be null, or it can be a pointer to any sort of data; this pointer can be accessed from the Csound instance that is passed to callback routines.

PUBLIC void* csoundCreateThread (void * *csound*, int(*) (void * *userdata*) *threadRoutine*, void * *userdata*)

Creates and starts a new thread of execution. Returns an opaque pointer that represents the thread on success, or null for failure. The *userdata* pointer is passed to the thread routine.

PUBLIC void* csoundCreateThreadLock (void * *csound*)

Creates and returns a monitor object, or null if not successful.

PUBLIC void csoundDestroy (void * *csound*)

Destroys an instance of Csound.

PUBLIC void csoundDestroyThreadLock (void * *csound*, void * *lock*)

Destroys the indicated monitor object.

PUBLIC void csoundDisposeOpcodeList (opcodeList * *opcodeList_*)

PUBLIC MYFLT csoundGetCpuUsage (void * *csound*)

Returns the *sampsTime* vs. *calculatedTime* ratio.

PUBLIC int csoundGetDebug (void * *csound*)

Returns whether Csound is in debug mode.

PUBLIC void* csoundGetHostData (void * *csound*)

Returns host data.

PUBLIC void* csoundGetInputBuffer (void * *csound*)

Returns the address of the Csound audio input buffer. Enables external software to write audio into Csound before calling *csoundPerformBuffer*

PUBLIC long csoundGetInputBufferSize (void * *csound*)

Returns the number of samples in Csound's input buffer.

PUBLIC MYFLT csoundGetKr (void * *csound*)

Returns the number of control samples per second.

PUBLIC int csoundGetKsmps (void * *csound*)

Returns the number of audio sample frames per control sample.

PUBLIC void* csoundGetLibrarySymbol (void * library, const char * symbolName)

PUBLIC int csoundGetMessageLevel (void * csound)

Returns the Csound message level (from 0 to 7).

PUBLIC int csoundGetNchnls (void * csound)

Returns the number of audio output channels.

PUBLIC void* csoundGetOutputBuffer (void * csound)

Returns the address of the Csound audio output buffer. Enables external software to read audio from Csound after calling csoundPerformBuffer.

PUBLIC long csoundGetOutputBufferSize (void * csound)

Returns the number of samples in Csound's output buffer.

PUBLIC MYFLT csoundGetProfile (void * csound)

Returns the scoreTime vs. calculatedTime ratio. For real-time performance this value should be always == 1.

PUBLIC MYFLT csoundGetProgress (void * csound)

Returns the of score completed.

PUBLIC int csoundGetSampleFormat (void * csound)

Returns the sample format.

PUBLIC int csoundGetSampleSize (void * csound)

Returns the size in bytes of a single sample.

PUBLIC MYFLT csoundGetScoreOffsetSeconds (void * csound)

Csound events prior to the offset are consumed and discarded prior to beginning performance. Can be used by external software to begin performance midway through a Csound score.

PUBLIC MYFLT csoundGetScoreTime (void * csound)

Returns the current score time.

PUBLIC MYFLT* csoundGetSpin (void * csound)

Returns the address of the Csound audio input working buffer (spin). Enables external software to write audio into Csound before calling csoundPerformKsmpls.

PUBLIC MYFLT* csoundGetSpout (void * *csound*)

Returns the address of the Csound audio output working buffer (spout). Enables external software to read audio from Csound after calling csoundPerformKsmpls.

PUBLIC MYFLT csoundGetSr (void * *csound*)

Returns the number of audio sample frames per second.

PUBLIC int csoundGetVersion (void)

Returns the version number times 100 (4.20 = 420).

PUBLIC void csoundInputMessage (void * *csound*, const char * *message*)

Input a NULL-terminated string (as if from a console) usually used for lineevents

PUBLIC int csoundIsExternalMidiEnabled (void * *csound*)

Returns true if external MIDI is enabled, and false otherwise.

PUBLIC int csoundIsScorePending (void * *csound*)

Returns whether Csound's score is synchronized with external software.

PUBLIC int csoundJoinThread (void * *csound*, void * *thread*)

Waits until the indicated thread's routine has finished. Returns the value returned by the thread routine.

PUBLIC void csoundKeyPress (void * *csound*, char *c*)

Set the ASCII code of the most recent key pressed. This value is used by the 'keypress' opcode.

PUBLIC int csoundLoadExternal (void * *csound*, const char * *libraryPath*)**PUBLIC int csoundLoadExternals (void * *csound*)****PUBLIC void csoundMessage (void * *csound*, const char * *format*, ...)**

Displays an informational message.

PUBLIC void csoundMessageV (void * *csound*, const char * *format*, va_list *args*)**PUBLIC opcodelist* csoundNewOpcodeList (void)****PUBLIC void csoundNotifyThreadLock (void * *csound*, void * *lock*)**

Notifies the indicated monitor object.

PUBLIC void* csoundOpenLibrary (const char * *libraryPath*)

PUBLIC int csoundPerform (void * *csound*, int *argc*, char ** *argv*)

Compiles and renders a Csound performance, as directed by the supplied command-line arguments, in one pass. Returns 1 for success, 0 for failure.

PUBLIC int csoundPerformBuffer (void * *csound*)

Performs Csound, sensing real-time and score events and processing one buffer's worth (-b frames) of interleaved audio. Returns a pointer to the new output audio in 'outputAudio' Note that csoundCompile must be called first, then call **csoundGetOutputBuffer()**(p. 1372) and **csoundGetInputBuffer()**(p. 1371) to get the pointer to csound's i/o buffers. Returns false during performance, and true when performance is finished.

PUBLIC int csoundPerformKsmpls (void * *csound*)

Senses input events, and performs one control sample worth (ksmps) of audio output. Note that csoundCompile must be called first. Returns false during performance, and true when performance is finished. If called until it returns true, will perform an entire score. Enables external software to control the execution of Csound, and to synchronize performance with audio input and output.

PUBLIC int csoundPerformKsmplsAbsolute (void * *csound*)

Senses input events, and performs one control sample worth (ksmps) of audio output. Note that csoundCompile must be called first. Performs audio whether or not the Csound score has finished. Enables external software to control the execution of Csound, and to synchronize performance with audio input and output.

PUBLIC int csoundQueryInterface (const char * *name*, void ** *iface*, int * *version*)

Returns a pointer to the requested interface, if available, in the interface argument, and its version number, in the version argument. Returns 0 for success and 1 for failure.

PUBLIC void csoundReset (void * *csound*)

Resets all internal memory and state in preparation for a new performance. Enables external software to run successive Csound performances without reloading Csound.

PUBLIC void csoundRewindScore (void * *csound*)

Rewinds a compiled Csound score to its beginning.

PUBLIC void csoundScoreEvent (void * *csound*, char *type*, MYFLT * *pFields*, long *numFields*)

Send a new score event. 'type' is the score event type ('i', 'f', or 'e') 'numFields' is the size of the pFields array. 'pFields' is an array of floats with all the pfields for this event, starting with the p1 value specified in pFields[0].

PUBLIC void csoundSetDebug (void * *csound*, int *debug*)

Sets whether Csound is in debug mode.

PUBLIC void csoundSetDrawGraphCallback (void * *csound*, void(*) (void **csound*, WINDAT **windat*) *drawGraphCallback*)

Called by external software to set Csound's DrawGraph function.

PUBLIC void csoundSetEnv (void * *csound*, const char * *environmentVariableName*, const char * *path*)

Sets an environment path for a getenv() call in Csound. you can also use this method as a way to have different csound instances have different default directories, change the default dirs during performance, etc..

Currently, Csound uses these 'envi' names only: "SSDIR", "SFDIR", "SADIR", "SFOUTYP", "INCDIR", "CSSTRNGS", "MIDIOUTDEV", and "HOME"

PUBLIC void csoundSetExitGraphCallback (void * *csound*, int(*) (void **csound*) *exitGraphCallback*)

Called by external software to set Csound's ExitGraph function.

PUBLIC void csoundSetExternalMidiDeviceCloseCallback (void * *csound*, void(*) (void **csound*) *externalMidiDeviceCloseCallback*)

Called by external software to set a function for Csound to call to close MIDI input.

PUBLIC void csoundSetExternalMidiDeviceOpenCallback (void * *csound*, void(*) (void **csound*) *externalMidiDeviceOpenCallback*)

Called by external software to set a function for Csound to call to open MIDI input.

PUBLIC void csoundSetExternalMidiEnabled (void * *csound*, int *enabled*)

Sets whether external MIDI is enabled.

PUBLIC void csoundSetExternalMidiReadCallback (void * *csound*, int(*) (void **csound*, unsigned char **midiData*, int *size*) *externalMidiReadCallback*)

Called by external software to set a function for Csound to call to read MIDI messages.

PUBLIC void csoundSetExternalMidiWriteCallback (void * *csound*, int(*) (void **csound*, unsigned char **midiData*) *externalMidiWriteCallback*)

Called by external software to set a function for Csound to call to write a 4-byte MIDI message.

PUBLIC void csoundSetHostData (void * *csound*, void * *hostData*)

Sets host data.

PUBLIC void csoundSetInputValueCallback (void * csound, void(*) (void *csound, char *channelName, MYFLT *value) *inputValueCallback*)

Called by external software to set a function for Csound to fetch input control values. The 'invalue' opcodes will directly call this function.

PUBLIC void csoundSetIsGraphable (void * csound, int *isGraphable*)

Tells Csound supports external graphic table display.

PUBLIC void csoundSetKillGraphCallback (void * csound, void(*) (void *csound, WINDAT *windat) *killGraphCallback*)

Called by external software to set Csound's KillGraph function.

PUBLIC void csoundSetMakeGraphCallback (void * csound, void(*) (void *csound, WINDAT *windat, char *name) *makeGraphCallback*)

Called by external software to set Csound's MakeGraph function.

PUBLIC void csoundSetMessageCallback (void * csound, void(*) (void *csound, const char *format, va_list valist) *csoundMessageCallback*)

Sets a function to be called by Csound to print an informational message.

PUBLIC void csoundSetMessageLevel (void * csound, int *messageLevel*)

Sets the Csound message level (from 0 to 7).

PUBLIC void csoundSetOutputValueCallback (void * csound, void(*) (void *csound, char *channelName, MYFLT value) *outputValueCallback*)

Called by external software to set a function for Csound to send output control values. The 'outvalue' opcodes will directly call this function.

PUBLIC void csoundSetPlayopenCallback (void * csound, void(*) (int nchanls, int dsize, float sr, int scale) *playopen__*)

Sets a function to be called by Csound for opening real-time audio playback.

PUBLIC void csoundSetRecopenCallback (void * csound, void(*) (int nchanls, int dsize, float sr, int scale) *recopen_*)

Sets a function to be called by Csound for opening real-time audio recording.

PUBLIC void csoundSetRtcloseCallback (void * csound, void(*) (void) *rtclose__*)

Sets a function to be called by Csound for closing real-time audio playback and recording.

PUBLIC void csoundSetRtplayCallback (void * *csound*, void(*)*(void *outBuf, int nbytes) rtplay__*)

Sets a function to be called by Csound for performing real-time audio playback.

PUBLIC void csoundSetRtrecordCallback (void * *csound*, int(*)*(char *inBuf, int nbytes) rtrecord__*)

Sets a function to be called by Csound for performing real-time audio recording.

PUBLIC void csoundSetScoreOffsetSeconds (void * *csound*, MYFLT *offset*)

Csound events prior to the offset are consumed and discarded prior to beginning performance. Can be used by external software to begin performance midway through a Csound score.

PUBLIC void csoundSetScorePending (void * *csound*, int *pending*)

Sets whether Csound's score is synchronized with external software.

PUBLIC void csoundSetThrowMessageCallback (void * *csound*, void(*)*(void *csound, const char *format, va_list valist) throwMessageCallback*)

Sets a function for Csound to stop execution with an error message or exception.

PUBLIC void csoundSetYieldCallback (void * *csound*, int(*)*(void *csound) yieldCallback*)

Called by external software to set a function for checking system events, yielding cpu time for cooperative multitasking, etc.. This function is optional. It is often used as a way to 'turn off' Csound, allowing it to exit gracefully. In addition, some operations like utility analysis routines are not reentrant and you should use this function to do any kind of updating during the operation.

Returns an 'OK to continue' boolean

PUBLIC MYFLT csoundTableGet (void * *csound*, int *table*, int *index*)

Returns the value of a slot in a function table.

PUBLIC int csoundTableLength (void * *csound*, int *table*)

Returns the length of a function table, or -1 if the table does not exist.

PUBLIC void csoundTableSet (void * *csound*, int *table*, int *index*, MYFLT *value*)

Sets the value of a slot in a function table.

PUBLIC void csoundThrowMessage (void * *csound*, const char * *format*, ...)

Throws an informational message as a C++ exception.

PUBLIC void csoundThrowMessageV (void * *csound*, const char * *format*, va_list *args*)

PUBLIC void csoundWaitThreadLock (void * *csound*, void * *lock*, size_t *milliseconds*)

Waits on the indicated monitor object for the indicated period. The function returns either when the monitor object is notified, or when the period has elapsed, whichever is sooner. If the period is 0, the wait is infinite.

PUBLIC int csoundYield (void *)

35.28. H/csoundCore.h File Reference

```

#include <stdarg.h>
#include <stdlib.h>
#include <stdio.h>
#include <setjmp.h>
#include "sysdep.h"
#include "cwindow.h"
#include "opcode.h"
#include "fft.h"
#include "version.h"
#include <sndfile.h>
#include "sort.h"
#include "midiops2.h"
#include "text.h"
#include "prototyp.h"

```

Classes

- struct **OPARMS**
- struct **polish**
- struct **arglst**
- struct **argoffs**
- struct **text**
- struct **instr**
- struct **op**
- struct **fdch**
- struct **auxch**
- struct **monblk**
- struct **DPEXCL**
- struct **DPARM**
- struct **dklst**
- struct **mchnblk**
- struct **insds**
- struct **opds**
- struct **lblblk**
- struct **oentry**
- struct **OCTDAT**
- struct **DOWNDAT**
- struct **SPECDAT**
- struct **AIFFDAT**
- struct **GEN01ARGS**
- struct **FUNC**
- struct **MEMFIL**
- struct **event**
- struct **eventnode**
- struct **TEMPO**

- struct **opcodinfo**
- struct **resetter**
- struct **ENVIRON_**

Defines

- #define **OK** (0)
- #define **NOTOK** (-1)
- #define **INSTR** 1
- #define **ENDIN** 2
- #define **OPCODE** 3
- #define **ENDOP** 4
- #define **LABEL** 5
- #define **SETBEG** 6
- #define **STRSET** 6
- #define **PSET** 7
- #define **SETEND** 8
- #define **MAXINSNO** (200)
- #define **PMAX** (1000)
- #define **VARGMAX** (1001)
- #define **OPCODENUMOUTS** 24
- #define **ORTXT** h.optext → t
- #define **INCOUNT** ORTXT.inlist → count
- #define **OUTCOUNT** ORTXT.outlist → count
- #define **INOCOUNT** ORTXT.inoffs → count
- #define **OUTOCOUNT** ORTXT.outoffs → count
- #define **XINCODE** ORTXT.xincod
- #define **XINARG1** (p → XINCODE & 2)
- #define **XINARG2** (p → XINCODE & 1)
- #define **XINARG3** (p → XINCODE & 4)
- #define **XINARG4** (p → XINCODE & 8)
- #define **XOUTCODE** ORTXT.xoutcod
- #define **STRARG** ORTXT.strargs[0]
- #define **STRARG2** ORTXT.strargs[1]
- #define **STRARG3** ORTXT.strargs[2]
- #define **STRARG4** ORTXT.strargs[3]
- #define **MAXLEN** 0x1000000L
- #define **FMAXLEN** ((MYFLT)(MAXLEN))
- #define **PHMASK** 0xFFFFFFFFL
- #define **PFRAC**(x) ((MYFLT)((x) & ftp → lomask) * ftp → lodiv)
- #define **MAXPOS** 0x7FFFFFFFL
- #define **BYTREVS**(n) ((n >> 8 & 0xFF) | (n << 8 & 0xFF00))
- #define **BYTREV**L(n)
- #define **NOCTS** 20
- #define **OCTRES** 8192
- #define **RESMASK** 8191L
- #define **RESHIFT** 13
- #define **CPSOCTL**(n) cpsocint[n >> RESHIFT] * cpsocfrc[n & RESMASK]
- #define **LOBITS** 10
- #define **LOFACT** 1024
- #define **LOSCAL** FL(0.0009765625)
- #define **LOMASK** 1023

- #define **SSTRCOD** 0xFFFFFL
- #define **SSTRSIZ** 200
- #define **ALLCHNLS** 0x7fff
- #define **DFLT_SR** FL(44100.0)
- #define **DFLT_KR** FL(4410.0)
- #define **DFLT_KSMPS** 10
- #define **DFLT_NCHNLS** 1
- #define **MAXCHNLS** 256
- #define **MAXNAME** 128
- #define **DFLT_DBFS** (FL(32767.0))
- #define **ONEPT** 1.021975
- #define **LOG10D20** 0.11512925
- #define **DV32768** FL(0.000030517578125)
- #define **DKBAS** 25
- #define **MAXOCTS** 8
- #define **AIFF_MAXCHAN** 8
- #define **MAXCHAN** 96
- #define **ERRSIZ** (200)
- #define **__cdecl**
- #define **PI** (3.14159265358979323846)
- #define **TWOPI** (6.28318530717958647692)
- #define **PI_F** (FL(3.14159265358979323846))
- #define **TWOPI_F** (FL(6.28318530717958647692))
- #define **WARNMSG** 04

Typedefs

- typedef **polish** POLISH
- typedef **arglst** ARGVLIST
- typedef **argoffs** ARGOFFS
- typedef **text** TEXT
- typedef **instr** INSTRTXT
- typedef **op** OPTXT
- typedef **fdch** FDCH
- typedef **auxch** AUXCH
- typedef **monblk** MONPCH
- typedef **dklst** DKLST
- typedef **mchnblk** MCHNBLK
- typedef **insds** INSDS
- typedef int(* **SUBR**)(void *)
- typedef **opds** OPDS
- typedef **lblblk** LBLBLK
- typedef **oentry** OENTRY
- typedef **MEMFIL** MEMFIL
- typedef **event** EVTBLK
- typedef **eventnode** EVTNODE
- typedef **opcodinfo** OPCODINFO
- typedef void(* **RSET**)(struct **ENVIRON** _ *)
- typedef **resetter** RESETTER
- typedef **ENVIRON** _ ENVIRON

Functions

- void **dbfs_init** (MYFLT dbfs)
- **FUNC * ftfnd** (MYFLT *)
- **MEMFIL * ldmemfile** (char *)
- void **err_printf** (char *,...)
- void **csoundPrintf** (const char *,...)

Variables

- MYFLT **e0dbfs**
- ENVIRON **cenvirone0dbfs**

35.28.1. Define Documentation

#define __cdecl

Definition at line 795 of file csoundCore.h.

#define AIFF_MAXCHAN 8

Definition at line 408 of file csoundCore.h.

#define ALLCHNLS 0x7fff

Definition at line 120 of file csoundCore.h.

#define BYTREV(n)

Value:

```
((n>>24 & 0xFF) | (n>>8 & 0xFF00L) | \
      (n<<8 & 0xFF0000L) | (n<<24 & 0xFF000000L))
```

Definition at line 102 of file csoundCore.h.

#define BYTREV8(n) ((n>>8 & 0xFF) | (n<<8 & 0xFF00))

Definition at line 101 of file csoundCore.h.

#define CPSOCTL(n) cpsocint[n >> RESHIFT] * cpsocfrc[n & RESMASK]

Definition at line 109 of file csoundCore.h.

#define DFLT_DBFS (FL(32767.0))

Definition at line 129 of file csoundCore.h.

#define DFLT_KR FL(4410.0)

Definition at line 122 of file csoundCore.h.

#define DFLT_KSMPS 10

Definition at line 123 of file csoundCore.h.

#define DFLT_NCHNLS 1

Definition at line 124 of file csoundCore.h.

#define DFLT_SR FL(44100.0)

Definition at line 121 of file csoundCore.h.

#define DKBAS 25

Definition at line 265 of file csoundCore.h.

#define DV32768 FL(0.000030517578125)

Definition at line 163 of file csoundCore.h.

#define ENDIN 2

Definition at line 57 of file csoundCore.h.

#define ENDOP 4

Definition at line 59 of file csoundCore.h.

#define ERRSIZ (200)

Definition at line 714 of file csoundCore.h.

#define FMAXLEN ((MYFLT)(MAXLEN))

Definition at line 96 of file csoundCore.h.

#define INCOUNT ORTXT.inlist → count

Definition at line 80 of file csoundCore.h.

#define INOCOUNT ORTXT.inoffs → count

Definition at line 82 of file csoundCore.h.

#define INSTR 1

Definition at line 56 of file csoundCore.h.

#define LABEL 5

Definition at line 60 of file csoundCore.h.

#define LOBITS 10

Definition at line 111 of file csoundCore.h.

#define LOFACT 1024

Definition at line 112 of file csoundCore.h.

#define LOG10D20 0.11512925

Definition at line 162 of file csoundCore.h.

#define LOMASK 1023

Definition at line 116 of file csoundCore.h.

#define LOSCAL FL(0.0009765625)

Definition at line 114 of file csoundCore.h.

#define MAXCHAN 96

Definition at line 495 of file csoundCore.h.

#define MAXCHNLS 256

Definition at line 125 of file csoundCore.h.

#define MAXINSNO (200)

Definition at line 73 of file csoundCore.h.

#define MAXLEN 0x1000000L

Definition at line 95 of file csoundCore.h.

#define MAXNAME 128

Definition at line 127 of file csoundCore.h.

#define MAXOCTS 8

Definition at line 392 of file csoundCore.h.

#define MAXPOS 0x7FFFFFFFL

Definition at line 99 of file csoundCore.h.

#define NOCTS 20

Definition at line 105 of file csoundCore.h.

#define NOTOK (-1)

Definition at line 54 of file csoundCore.h.

#define OCTRES 8192

Definition at line 106 of file csoundCore.h.

#define OK (0)

Definition at line 53 of file csoundCore.h.

#define ONEPT 1.021975

Definition at line 161 of file csoundCore.h.

#define OPCODE 3

Definition at line 58 of file csoundCore.h.

#define OPCODENUMOUTS 24

Definition at line 77 of file csoundCore.h.

#define ORTXT h.optext → t

Definition at line 79 of file csoundCore.h.

#define OUTCOUNT ORTXT.outlist → count

Definition at line 81 of file csoundCore.h.

#define OUTOCOUNT ORTXT.outoffs → count

Definition at line 83 of file csoundCore.h.

#define PFRAC(x) ((MYFLT)((x) & ftp → lomask) * ftp → lodiv)

Definition at line 98 of file csoundCore.h.

#define PHMASK 0x0FFFFFFFL

Definition at line 97 of file csoundCore.h.

#define PI (3.14159265358979323846)

Definition at line 808 of file csoundCore.h.

#define PI_F (FL(3.14159265358979323846))

Definition at line 811 of file csoundCore.h.

#define PMAX (1000)

Definition at line 74 of file csoundCore.h.

#define PSET 7

Definition at line 63 of file csoundCore.h.

#define RESHIFT 13

Definition at line 108 of file csoundCore.h.

#define RESMASK 8191L

Definition at line 107 of file csoundCore.h.

#define SETBEG 6

Definition at line 61 of file csoundCore.h.

#define SETEND 8

Definition at line 64 of file csoundCore.h.

#define SSTRCOD 0xFFFFFL

Definition at line 118 of file csoundCore.h.

#define SSTRSIZ 200

Definition at line 119 of file csoundCore.h.

#define STRARG ORTXT.strargs[0]

Definition at line 90 of file csoundCore.h.

#define STRARG2 ORTXT.strargs[1]

Definition at line 91 of file csoundCore.h.

#define STRARG3 ORTXT.strargs[2]

Definition at line 92 of file csoundCore.h.

#define STRARG4 ORTXT.strargs[3]

Definition at line 93 of file csoundCore.h.

#define STRSET 6

Definition at line 62 of file csoundCore.h.

#define TWOP1 (6.28318530717958647692)

Definition at line 810 of file csoundCore.h.

#define TWOP1_F (FL(6.28318530717958647692))

Definition at line 812 of file csoundCore.h.

#define VARGMAX (1001)

Definition at line 75 of file csoundCore.h.

#define WARNMSG 04

Definition at line 815 of file csoundCore.h.

Referenced by OpcodeBase< T >::warn().

#define XINARG1 (p → XINCODE & 2)

Definition at line 85 of file csoundCore.h.

#define XINARG2 (p → XINCODE & 1)

Definition at line 86 of file csoundCore.h.

#define XINARG3 (p → XINCODE & 4)

Definition at line 87 of file csoundCore.h.

```
#define XINARG4 (p → XINCODE & 8)
```

Definition at line 88 of file csoundCore.h.

```
#define XINCODE ORTXT.xincod
```

Definition at line 84 of file csoundCore.h.

```
#define XOUTCODE ORTXT.xoutcod
```

Definition at line 89 of file csoundCore.h.

35.28.2. Typedef Documentation

```
typedef struct arglst ARGLIST
```

```
typedef struct argoffs ARGOFFS
```

```
typedef struct auxch AUXCH
```

```
typedef struct dklst DKLIST
```

```
typedef struct ENVIRON_ ENVIRON
```

Referenced by OpcodeBase< T >::cs().

typedef struct event EVTBLK

typedef struct eventnode EVTNODE

typedef struct fdch FDCH

typedef struct insds INSDS

typedef struct instr INSTRTXT

typedef struct lblblk LBLBLK

typedef struct mchnblk MCHNBLK

typedef struct MEMFIL MEMFIL

typedef struct monblk MONPCH

typedef struct oentry OENTRY

typedef struct opcodinfo OPCODINFO

typedef struct opds OPDS

typedef struct op OPTXT

typedef struct polish POLISH

typedef struct resetter RESETTER

typedef void(* RSET)(struct ENVIRON_ *)

Definition at line 487 of file csoundCore.h.

typedef int(* SUBR)(void *)

Definition at line 343 of file csoundCore.h.

typedef struct text TEXT

35.28.3. Function Documentation

void csoundPrintf (const char *, ...)

void dbfs_init (MYFLT dbfs)

void err_printf (char *, ...)

FUNC* ftfind (MYFLT *)

MEMFIL* ldmemfile (char *)

35.28.4. Variable Documentation

ENVIRON cenviron_

MYFLT e0dbfs

35.29. H/OpcodeBase.hpp File Reference

```
#include "cs.h"  
#include <cstdarg>
```

Classes

- class `OpcodeBase< T >`

35.30. `Opcodes/fluid/Soundfonts.hpp` File Reference

```
#include "audioeffectx.h"  
#include <fluidsynth.h>  
#include <string>  
#include <vector>  
#include <deque>  
#include <map>
```

Classes

- struct **VstProgram**
- class **Soundfonts**

35.31. Opcodes/fluidOpcodes/fluidOpcodes.hpp File Reference

```
#include <fluidsynth.h>
#include "csoundCore.h"
```

Classes

- struct **FLUIDENGINE**
- struct **FLUIDLOAD**
- struct **FLUID_PROGRAM_SELECT**
- struct **FLUID_CC**
- struct **FLUID_NOTE**
- struct **FLUIDOUT**